

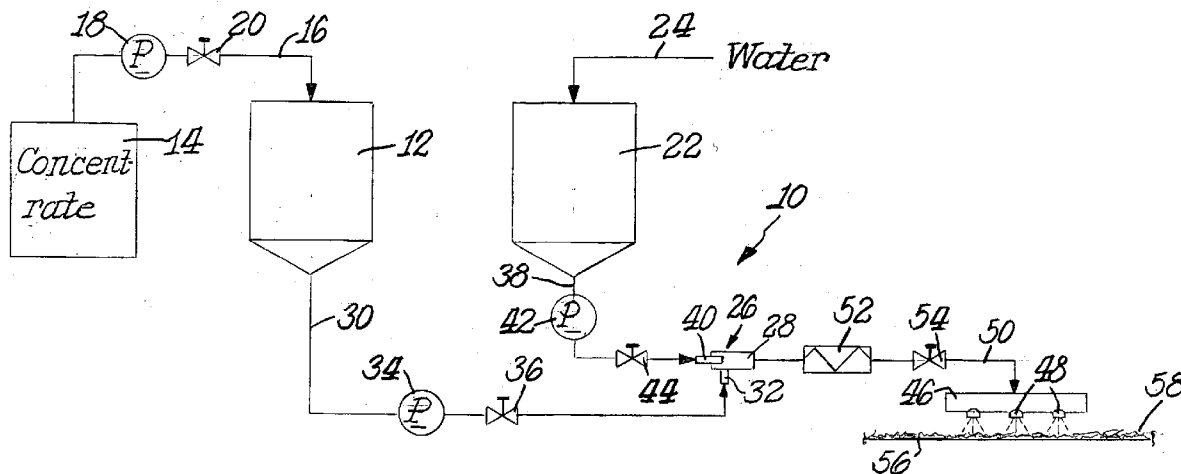


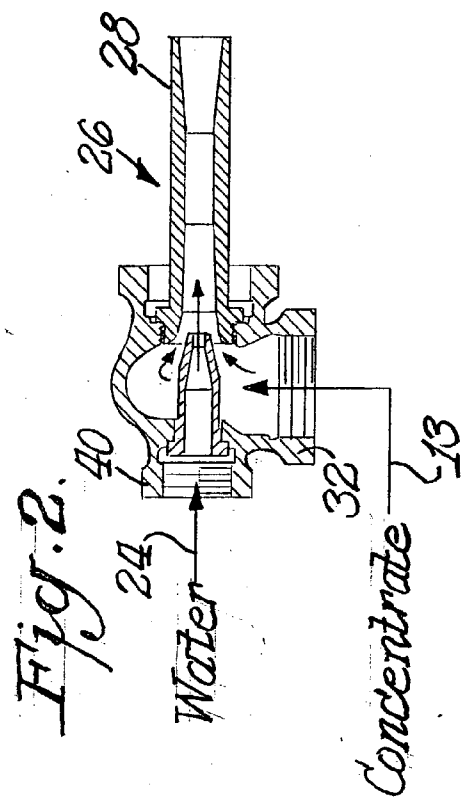
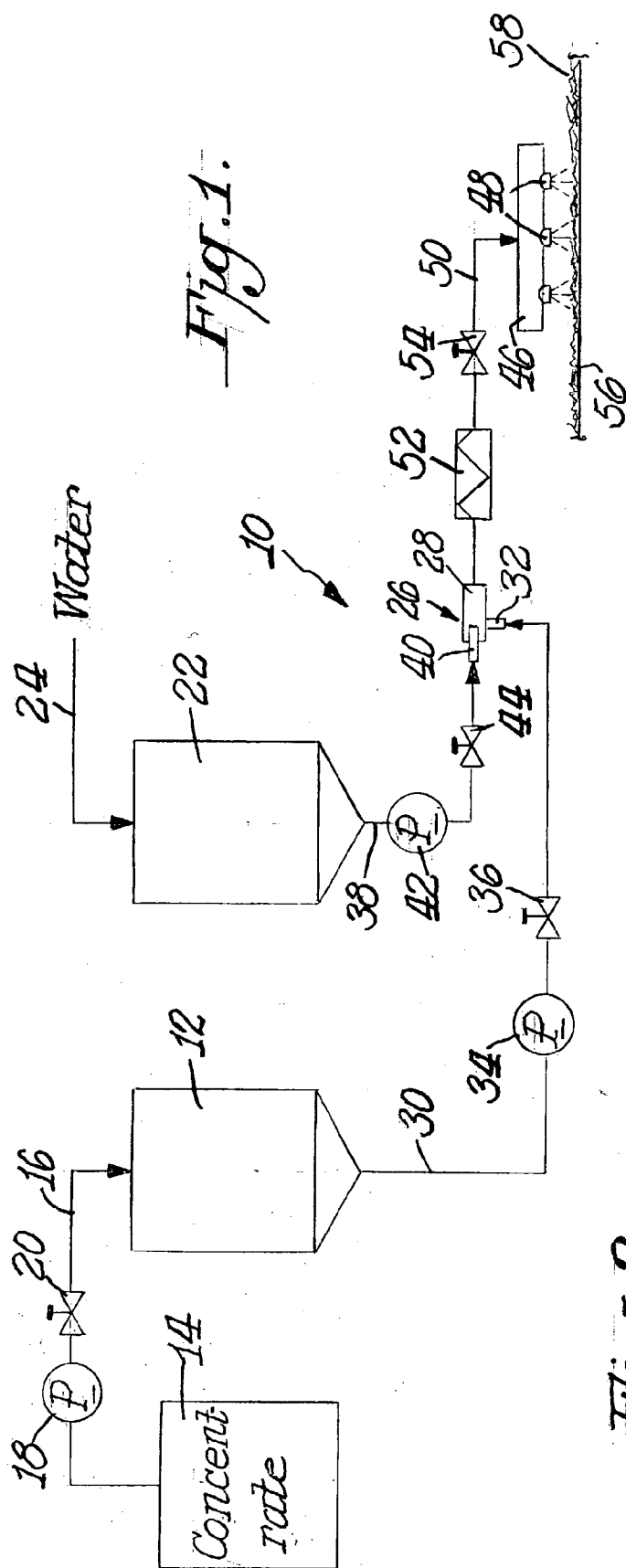
US 20040163659A1

(19) **United States**(12) **Patent Application Publication**  
Sherron et al.(10) **Pub. No.: US 2004/0163659 A1**(43) **Pub. Date: Aug. 26, 2004**(54) **TOBACCO FLAVOR APPLICATOR**(52) **U.S. Cl. .... 131/309; 131/300**(76) **Inventors: James L. Sherron**, Midlothian, VA  
(US); **Ashok Kumar**, Richmond, VA  
(US)(57) **ABSTRACT**

Correspondence Address:  
**Connolly Bove Lodge & Hutz LLP**  
**P.O. Box 2207**  
**Wilmington, DE 19899-2207 (US)**

A system of applying liquid flavor to cut tobacco material includes a first tank of concentrated liquid flavor and a second tank of water. A venturi device is constructed and arranged to receive and meter concentrated liquid flavor and water from the first and second tanks and to discharge mixed flavor and water from an outlet end. A first line is connected between the first tank and a suction port on the venturi device, and a second line is connected between the second tank and an intake port on the venturi device. A spray assembly is in fluid communication with the discharge outlet of the venturi device for applying mixed flavor and water to cut tobacco.

(21) **Appl. No.: 10/371,355**(22) **Filed: Feb. 20, 2003****Publication Classification**(51) **Int. Cl.<sup>7</sup> ..... A24B 1/02**



## TOBACCO FLAVOR APPLICATOR

### BACKGROUND OF THE INVENTION

[0001] The present invention relates to a tobacco flavor applicator that eliminates the need to prepare, store and analyze finished tobacco flavors prior to the application of such flavors onto tobacco. Instead, concentrated flavors are mixed with suitable solvents and diluents at the time of application of the flavors to the tobacco which eliminates waste and increases manufacturing efficiency.

[0002] The existing process of applying flavors to tobacco requires equipment, space and personnel. Normally, flavor concentrates are made at a flavor center and delivered to a primary flavor kitchen. The primary kitchen has blending tanks, storage tanks, pumping equipment, measuring devices, bulk stored solvents, and personnel for blending flavors. The flavor concentrates are added to solvents and water in a blend tank. Flavor solubility is important and maintained with the solvents. The finished flavor is analyzed by quality assurance, and the approved finished flavor is stored in tanks until used. The finished flavor is then pumped to a spraying system inside a rotary cylinder, and the remaining finished flavor must be used within a prescribed time or it will become waste.

### SUMMARY OF THE INVENTION

[0003] The concentrated tobacco flavor applicator of the present invention eliminates the need to prepare, store, and analyze finished tobacco flavors at the primary level, and the use of solvents is greatly reduced. Concentrates made at the flavor center are ready for use with the flavor applicator which eliminates waste and increases manufacturing efficiency.

[0004] In accordance with the present invention, a system is provided for applying liquid flavor to cut tobacco material. The system includes a first tank of concentrated liquid flavor and a second tank of a suitable diluent such as water. A venturi device is constructed and arranged to receive and meter concentrated liquid flavor and water from the first and second tanks and to discharge mixed flavor and water from an outlet end. A first line is connected between the first tank of concentrated liquid flavor and a suction port on the venturi device, and a second line is connected between the second tank of water and an intake port on the venturi device. A spray assembly is in fluid communication with the discharge outlet of the venturi device for applying mixed flavor and water to cut tobacco.

[0005] The system further includes a tobacco transport such as a belt conveyor or a rotary cylinder adjacent the spray assembly so that the cut tobacco on the tobacco transporter is sprayed with mixed flavor and water as the cut tobacco travels past the spray assembly. The spray assembly may include a spray manifold with a plurality of spray heads connected thereto. Moreover, a first pump and first valve may be included in the first line interconnecting the first tank of concentrated liquid flavor with the venturi device. Also, a second pump and second valve may be included in the second line interconnecting the second tank of water with the venturi device.

[0006] The present invention also includes a method of applying liquid flavor to cut tobacco comprising the steps of

providing a venturi device having intake, suction and outlet ports. Concentrated liquid flavor is applied to the suction port of the venturi device while water is delivered to the intake port of the venturi device. Mixed flavor and water is discharged from the outlet port of the venturi device, and the mixed flavor and water from the discharge outlet port is sprayed onto cut tobacco. Cut tobacco may be continuously transported for spraying with the mixed flavor and water.

### BRIEF DESCRIPTION OF THE DRAWINGS

[0007] Novel features and advantages of the present invention in addition to those mentioned above will become apparent to persons of ordinary skill in the art from a reading of the following detailed description wherein similar reference characters refer to similar parts and in which:

[0008] **FIG. 1** is a schematic flow diagram illustrating a system for the application of flavor to cut tobacco, according to the present invention; and

[0009] **FIG. 2** is a cross-sectional side elevational view of a venturi device of the system shown in **FIG. 1**.

### DETAIL DESCRIPTION OF THE INVENTION

[0010] Referring in more particularity to the drawings, **FIG. 1** schematically illustrates a flow diagram of a system **10** for the application of flavor to cut tobacco. System **10** includes a first tank **12** of concentrated liquid flavor **13**, and such flavor may be supplied to the tank **12** via a concentrate transfer tank **14** connected to tank **12** by a suitable line **16** that includes a pump **18** and metering valve **20**. System **10** further includes a second tank **22** of water **24** for mixing with the flavor concentrate.

[0011] A venturi device **26** is constructed and arranged to receive and meter concentrated liquid flavor and water from the first and second tanks **12**, **22**, respectively. Venturi device **26** includes an outlet port **28** for discharging the metered and mixed flavor and water.

[0012] A first line **30** is connected between the first tank **12** of concentrated liquid flavor and a suction port **32** on the venturi device **26**. First line **30** includes a pump **34** and a metering valve **36**. Similarly, system **10** includes a second line **38** connected between the second tank **22** and an intake port **40** on the venturi device **26**. Line **38** includes a pump **42** and a metering valve **44**.

[0013] A spray manifold **46** with a plurality of spray heads **48** connected hereto is positioned downstream from the discharge outlet **28** of the venturi device **26**. A discharge line **50** extends between the discharge outlet **28** and spray manifold **46**. Discharge line **50** may include a static mixer **52** and a metering valve **54**. A tobacco transport **56** is arranged to transport cut tobacco **58** directly under the spray heads **48** where mixed flavor and water are deposited upon the traveling cut tobacco. The tobacco transport may be a belt conveyor or a rotary cylinder.

[0014] In operation, the overall dimensions of the venturi device, particularly the internal geometry thereof, is selected so that a desired amount of liquid concentrated flavor is mixed with a given quantity of water **24**. Suitable venturi devices are available from Elmrige, Inc. in Livonia, Mich. Additionally, metering valves **36**, **44** may be adjusted to supply proper amounts to the venturi device **26**.

[0015] The present invention also includes a method of applying liquid flavor to cut tobacco including the steps of supplying concentrated liquid flavor to the suction port **32** of the venturi device **26**. Water **24** is delivered to the intake port **40** of the venturi device **26**. Mixed flavor and water are discharged from the outlet port **28** of the venturi device **26**, and the mixed flavor and water is sprayed onto the cut tobacco **58** as the tobacco is continuously transported past the spray heads **48**.

[0016] Although a single embodiment of the tobacco flavor applicator has been shown and described, the invention is not limited to such described embodiment and may encompass other arrangements within the scope of the attached claims. The embodiment shown and described has been presented for purposes of illustration and not of limitation.

We claim:

1. A system of applying liquid flavor to cut tobacco comprising:

- a first tank of concentrated liquid flavor;
- a second tank of water;
- a venturi device constructed and arranged to receive and meter concentrated liquid flavor and water from the first and second tanks and to discharge mixed flavor and water from an outlet end;
- a first line connected between the first tank and a suction port on the venturi device;
- a second line connected between the second tank and an intake port on the venturi device; and
- a spray assembly in fluid communication with the discharge outlet end of the venturi device for applying mixed flavor and water to cut tobacco.

2. A system as in claim 1 including a tobacco transport with cut tobacco thereon adjacent the spray assembly whereby the cut tobacco on the transport is sprayed with mixed flavor and water as the cut tobacco travels past the spray assembly.

3. A system as in claim 2 wherein the spray assembly includes a spray manifold with a plurality of spray heads connected thereto.

4. A system as in claim 3 including:

- a first pump and first metering valve in the first line interconnecting the first tank with the venturi device; and
- a second pump and second metering valve in the second line interconnecting the second tank with the venturi device.

5. A method of applying liquid flavor to cut tobacco comprising the steps of:

- providing a venturi device having intake, suction and outlet ports;
- supplying concentrated liquid flavor to the suction port of the venturi device;
- delivering water to the intake port of the venturi device;
- discharging mixed flavor and water from the outlet port of the venturi device; and
- spraying mixed flavor and water from the outlet port of the venturi device onto cut tobacco.

6. A method as in claim 5 including the step of continuously transporting cut tobacco for spraying with the mixed flavor and water.

\* \* \* \* \*