



US00D711770S

(12) **United States Design Patent**
Rahman

(10) **Patent No.:** **US D711,770 S**

(45) **Date of Patent:** **** Aug. 26, 2014**

(54) **DECORATIVE TREE**

(71) Applicant: **Sienna, LLC**, Port St. Lucie, FL (US)

(72) Inventor: **Najeh Rahman**, Port St. Lucie, FL (US)

(73) Assignee: **Sienna, LLC**, Port St. Lucie, FL (US)

(**) Term: **14 Years**

(21) Appl. No.: **29/486,113**

(22) Filed: **Mar. 26, 2014**

(51) **LOC (10) Cl.** **11-04**

(52) **U.S. Cl.**
USPC **D11/118**

(58) **Field of Classification Search**
USPC D11/117, 118, 119, 121, 125, 127, 130,
D11/130.1, 131, 157, 158; 428/7-11, 17-20
See application file for complete search history.

(56) **References Cited**

U.S. PATENT DOCUMENTS

430,970	A *	6/1890	Reed	211/167
D44,397	S *	7/1913	Berggren	D26/14
2,731,752	A *	1/1956	Erickson et al.	362/123
D179,349	S *	12/1956	Johnson	D11/125
D182,663	S *	4/1958	Hovlid	D6/450
D182,664	S *	4/1958	Hovlid	D6/450
D182,665	S *	4/1958	Hovlid	D6/450
D182,666	S *	4/1958	Hovlid	D6/450
2,841,901	A *	7/1958	Maple	428/9
D200,052	S *	1/1965	Haas et al.	D11/118
3,674,612	A *	7/1972	Gehl	428/7
4,121,720	A *	10/1978	Hayes	211/113
D250,519	S *	12/1978	Hashimoto	D11/118
D269,771	S *	7/1983	Williams	D11/118

D276,322	S *	11/1984	Maxwell et al.	D11/118
4,746,022	A *	5/1988	Benham	211/195
D347,598	S *	6/1994	Maddox, Jr.	D11/118
5,336,536	A *	8/1994	Oberzan	428/8
5,405,662	A *	4/1995	Oberzan	428/8
D408,319	S *	4/1999	Byers	D11/118
6,048,590	A *	4/2000	Phillips	428/9
6,139,168	A *	10/2000	Gary et al.	362/249.19
D442,115	S *	5/2001	Tsang	D11/118
D478,021	S *	8/2003	Duncan et al.	D11/118
7,144,610	B1 *	12/2006	Estes et al.	428/19
7,445,823	B2 *	11/2008	Tennison	428/20
D612,286	S *	3/2010	Palmer et al.	D11/118
D638,742	S *	5/2011	Purcell	D11/118
D668,174	S *	10/2012	Bliss	D11/118
2005/0048226	A1 *	3/2005	Gary et al.	428/18

* cited by examiner

Primary Examiner — Elizabeth J Oswecki

(74) *Attorney, Agent, or Firm* — Amster, Rothstein & Ebenstein, LLP

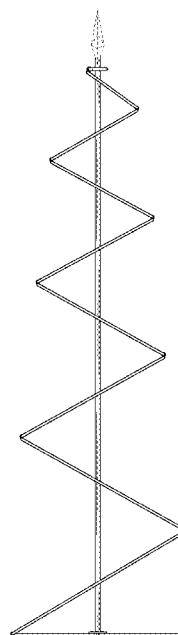
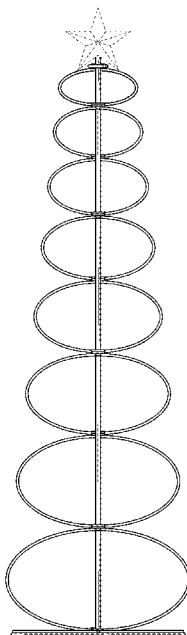
(57) **CLAIM**

The ornamental design for a decorative tree, as shown and described.

DESCRIPTION

FIG. 1 is a front view of a decorative tree showing my new design;
FIG. 2 is a rear view thereof;
FIG. 3 is a left side view thereof, the right side view being a mirror image thereof;
FIG. 4 is a top plan view thereof; and,
FIG. 5 is a bottom plan view thereof.
The broken lines shown in the drawings represent portions of the decorative tree that form no part of the claimed design.

1 Claim, 4 Drawing Sheets



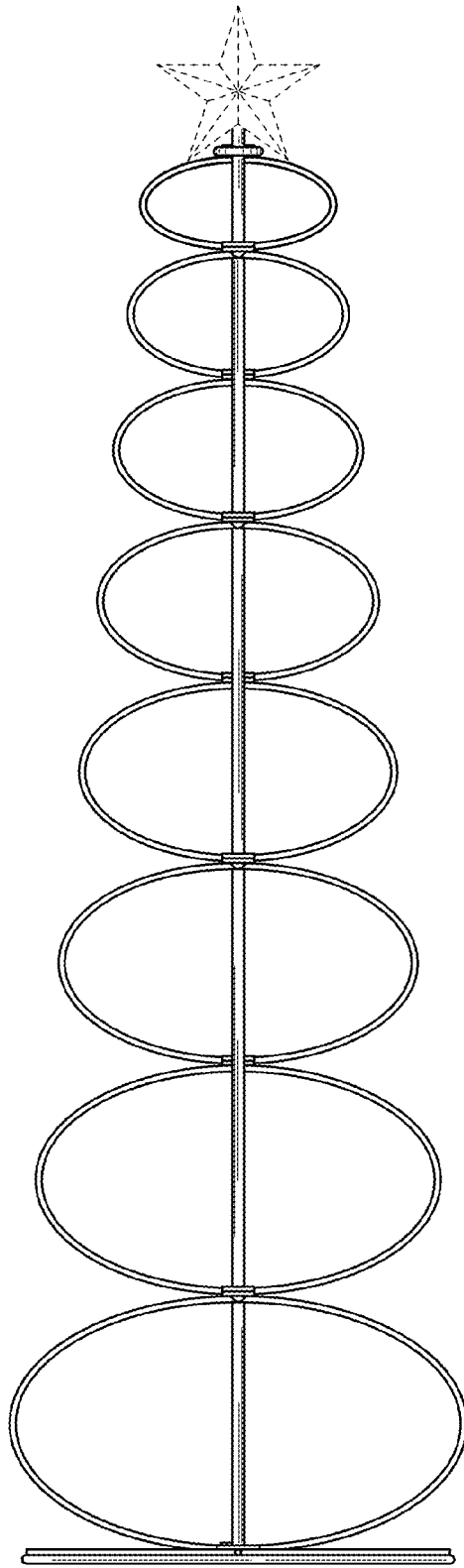


FIG. 1

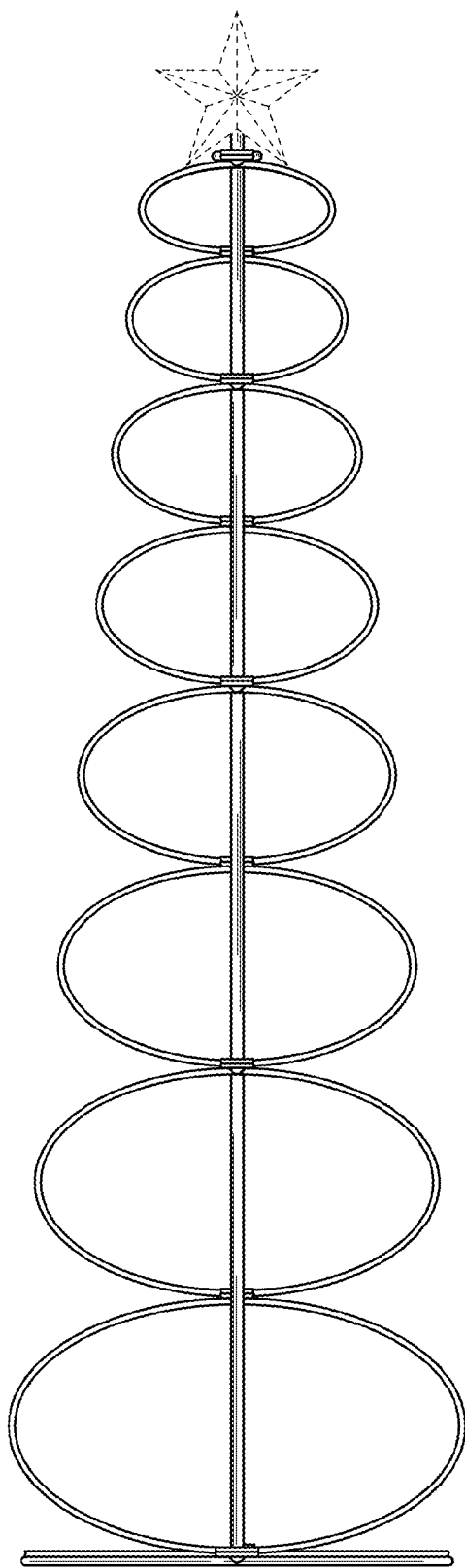


FIG. 2

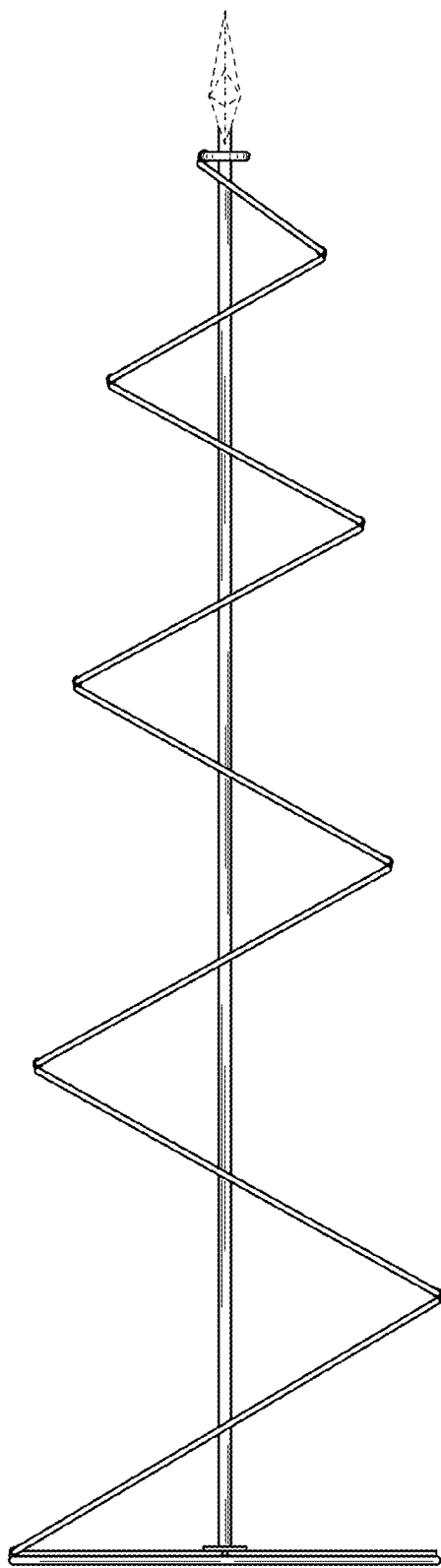


FIG. 3

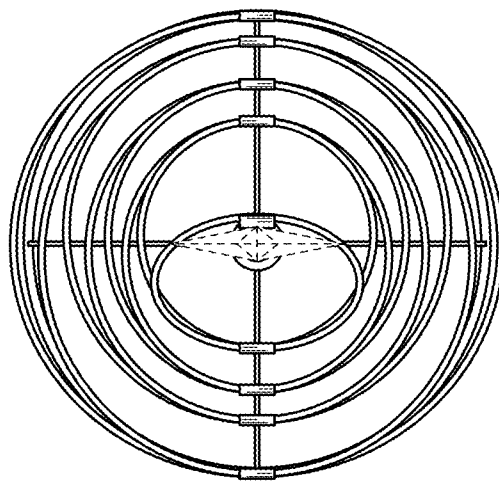


FIG. 4

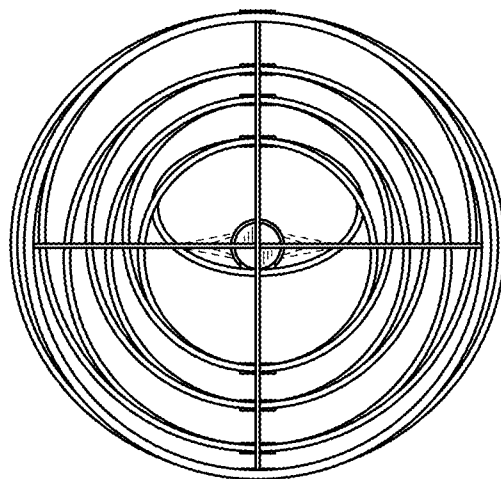


FIG. 5