Jan. 30, 1940. K. L. WADE 2,188,421

PILLOW

Filed Jan. 18, 1938

Fig. 1.



Fig. 4.

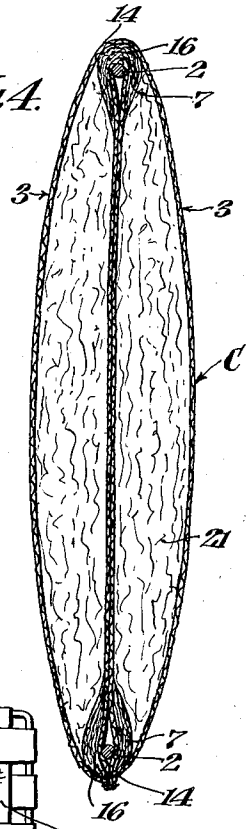

Fig. 2.

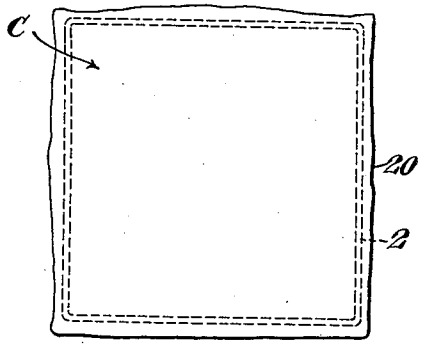

Fig. 5.

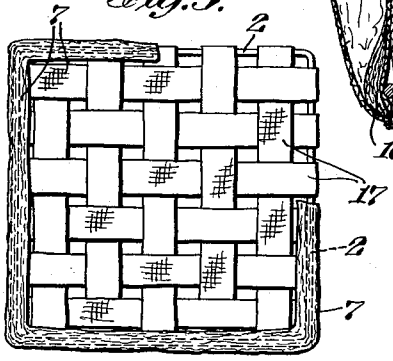

Fig. 3.

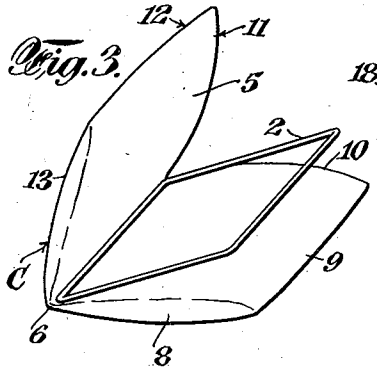

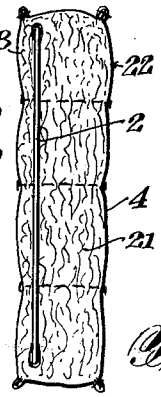

Fig. 6.

Fig. 7.

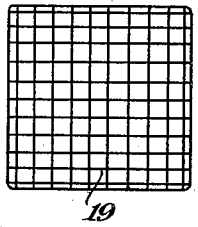

Fig. 8.



INVENTOR

Kenneth L. Wade

Patented Jan. 30, 1940 2,188,421

UNITED STATES PATENT OFFICE

2,188,421

PILLOW

Kenneth L. Wade, New York, N. Y.

Application January 18, 1938, Serial No. 185,477

2 Claims. (Cl. 5—327)

My invention, herein disclosed, relates to pillows and more particularly to pillows which are adapted to provide suitable back-supports or reclining supports for humans.

My invention is particularly adapted for use in an angular position as when inclining against a mattress and a head board of a bed or when inclining against a floor and a wall. Its general use is by invalids and others when reclining in a bed or on a sofa.

The principal object of the invention is to eliminate many difficulties which have heretofore been experienced in providing and maintaining a comfortable back-support with ordinary stuffed pillows.

Another object of the invention is to provide a pillow adapted to furnish a comfortable support at an inclining angle which may readily be set up or varied.

A further object is to provide a pillow having a substantially rigid support which is resilient, making the pillow self-supporting and having such means provided to prevent body irritation or harm to the surfaces with which the edges come into contact.

Further objects pertain to simplicity of manufacture and reduction in cost, which objects will become more apparent in connection with the means especially provided and disclosed, enabling inexpensive assembly of a supporting member and a pillow member hereinafter more fully defined.

In carrying out my invention, I propose to construct a pillow-like member and a supporting member in such a manner as to impart substantially non-collapsible characteristics to the pillow-like member whereby its shape or outline is substantially maintained in use.

Referring to the drawing:

Figure 1 is a perspective view illustrating my invention in use.

Figure 2 is a view in elevation of a preferred form of my invention.

Figure 3 is a perspective view illustrating a manner of assembly of the pillow shown in Fig. 2.

Fig. 4 is a sectional view of a modified form of the pillow shown in Figs. 2 and 3.

Fig. 5 is an elevated view of a modified form of reinforced supporting member employed in my invention.

Fig. 6 is a side sectional view of an upholstered cushion embodying the invention, and

Figs. 7 and 8 are diagrammatic views, illustrating other forms of supporting members which may be employed in my invention.

Referring to the drawing and to the particular embodiments of my invention selected for illustration, herein, my improved pillow may be of any suitable form as shown in Figs. 1, 4, and 6, and may be of usual stuffed construction providing conventional double-sided surfaces 3 as seen in Fig. 4 and the 4 shown in Figure 6, the former being similar to the ordinary sleeping pillow and the latter being of the usual box-type with tufts. These surfaces 3 and 4 are defined by the outline of their respective casings containing the stuffing or filler material 21. Preferably encased within the casing is a supporting member 2 preferably having the same general outline as the pillow casing and by means of which the pillow casing outline is maintained.

The insert supporting member 2 in the preferred form consists of a frame of steel rod or other suitable material having the required strength to withstand the forces to which it is subject when in use. The frame is preferably of the same outline as the pillow with which it is associated and in which it is preferably encased, and the frame may be of such material or of such construction as to embody slightly yielding characteristics.

This characteristic is provided in a frame construction of Figure 2 where the opposite sides of the frame are complementarily reactive to a load at the center of the pillow.

An economical means for assembly of this improved pillow is shown in Fig. 3, wherein 5, represents a single stuffed double-length pillow which is being folded over the frame 2, to crease at 6, where side 8 may be secured to side 13; side 9 to 12 and side 10 to 11 by sewing along the edges, to form one completed pillow, over which a suitable pillow case or cover may be placed for use in bed, as illustrated in Fig. 1. Where it may be more economical to enclose frame 2 in Fig. 3, previous to filling the ticking with a suitable material, one side of the double length pillow ticking represented by 10 and 11, may be left open while edges 8 and 13, and 9 and 12 may be sewed together; the final assembly may then be effected by joining edges 10 and 11, after filling, to make complete encasement for the insert supporting member 2. Where it may be desired in the assembly Fig. 3, to have the supporting member removable from the pillow for simple conversion into the general utility pillow, edges 9 and 12 can be left unjoined and the supporting member 2 can then

be withdrawn to effect a general utility pillow, and re-inserted to provide my back-supporting pillow.

I have found in using this pillow that it is preferable to have the pillow edges 14, Fig. 4, padded to some extent to eliminate any possibility of the supporting insert 2 marring the bed where it is leaned, 15, Fig. 1. A heavy felt strip 7, sewed into the ticking 16, where the ticking would ordinarily be the only covering over the seamed edges, provides the needed padding to prevent any possibility of insert 2, Fig. 4, marring the bed headboard where it is leaned 15, Fig. 1; or, as shown in Fig. 5, the padding of felt or other suitable material indicated by 7, may be attached over the supporting frame 2, rather than being sewed onto the ticking, as represented in Fig. 4, where this method proves a more economical assembly. In either assembly of the felt, it provides a totally upholstered supporting frame member.

In the production of this pillow, the insert supporting member might quite naturally be modified, as in Fig. 5, where the weight of a person's body is more equitably distributed and a spring-like effect provided in the reinforcing tapes 17, interwoven over the frame insert 2.

The Figure 6 in the drawing illustrates my invention of a back-supporting pillow in a box-type pillow, wherein the insert supporting member 2 is encased to one side of the cushion to effect a soft cushion face 22, and a less soft cushion face 18.

The insert supporting member in Fig. 7 is an open weave construction of a semi-rigid material 19, but having no actual frame outline. While Fig. 8 represents a panel insert having suitable elasticity to be employed, as the supporting member insert for my improved pillow.

The described supporting member inserts could each be applied to my invention, as illustrated in Fig. 1, and similar supporting pillows, not shown, which fall within the scope of this invention, might be devised. Therefore my invention is not limited to the particular embodiments herein disclosed.

What I claim as my invention, and desire to secure by Letters Patent is:

1. A back-supporting device adapted to be supported in an angular position by contact with a mattress and headboard of a bed, and to receive without shifting or noticeable bending, the weight of an adult person reclined thereon; comprising a generally rectangular and rigid border frame member of steel rod having closed ends and a pillow member provided with a casing having two pockets therein, one of said pockets encasing said frame member under tension, said frame member being separated by the pocket casing walls from the filling material contained in the other said pocket.

2. The combination in a back-supporting cushion of a rigid border frame, and a pillow member having an outline substantially that of said frame and provided with two pockets in its casing, one of said pockets holding said frame under tension and other said pocket containing suitable cushioning material substantially as described.

KENNETH L. WADE.