



- (51) **International Patent Classification:**
C08G 61/12 (2006.01) *H01L 51/30* (2006.01)
C08L 65/00 (2006.01)
- (21) **International Application Number:**
PCT/US2012/033601
- (22) **International Filing Date:**
13 April 2012 (13.04.2012)
- (25) **Filing Language:** English
- (26) **Publication Language:** English
- (30) **Priority Data:**
61/517,205 15 April 2011 (15.04.2011) US
- (71) **Applicant** (for all designated States except US): **UNIVERSITY OF CHICAGO** [US/US]; 5801 South Ellis Avenue, Chicago, IL 60637 (US).
- (72) **Inventors; and**
- (75) **Inventors/Applicants** (for US only): **YU, Luping** [US/US]; 201 North Westshore Drive, #1301, Chicago, IL 60601 (US). **SON, Hae, Jung** [KR/US]; 1369 East Hyde Park Boulevard, #702, Chicago, IL 60615 (US).
- (74) **Agent:** **YANG, Liuchun**; Brinks Hofer Gilson & Lione, P. O. Box 10087, Chicago, IL 60610 (US).
- (81) **Designated States** (unless otherwise indicated, for every kind of national protection available): AE, AG, AL, AM,

AO, AT, AU, AZ, BA, BB, BG, BH, BR, BW, BY, BZ, CA, CH, CL, CN, CO, CR, CU, CZ, DE, DK, DM, DO, DZ, EC, EE, EG, ES, FI, GB, GD, GE, GH, GM, GT, HN, HR, HU, ID, IL, IN, IS, JP, KE, KG, KM, KN, KP, KR, KZ, LA, LC, LK, LR, LS, LT, LU, LY, MA, MD, ME, MG, MK, MN, MW, MX, MY, MZ, NA, NG, NI, NO, NZ, OM, PE, PG, PH, PL, PT, QA, RO, RS, RU, RW, SC, SD, SE, SG, SK, SL, SM, ST, SV, SY, TH, TJ, TM, TN, TR, TT, TZ, UA, UG, US, UZ, VC, VN, ZA, ZM, ZW.

- (84) **Designated States** (unless otherwise indicated, for every kind of regional protection available): ARIPO (BW, GH, GM, KE, LR, LS, MW, MZ, NA, RW, SD, SL, SZ, TZ, UG, ZM, ZW), Eurasian (AM, AZ, BY, KG, KZ, MD, RU, TJ, TM), European (AL, AT, BE, BG, CH, CY, CZ, DE, DK, EE, ES, FI, FR, GB, GR, HR, HU, IE, IS, IT, LT, LU, LV, MC, MK, MT, NL, NO, PL, PT, RO, RS, SE, SI, SK, SM, TR), OAPI (BF, BJ, CF, CG, CI, CM, GA, GN, GQ, GW, ML, MR, NE, SN, TD, TG).

Published:

- with international search report (Art. 21(3))
- before the expiration of the time limit for amending the claims and to be republished in the event of receipt of amendments (Rule 48.2(h))

(54) **Title:** SEMICONDUCTING POLYMERS

(57) **Abstract:** Novel semiconducting photovoltaic polymers with conjugated units that provide improved solar conversion efficiency that can be used in electro-optical and electric devices. The polymers exhibit increased solar conversion efficiency in solar devices.



SEMICONDUCTING POLYMERS

Cross-Reference to Related Application and Incorporation by Reference

[0001] The present application claims priority to U.S. Provisional Patent Application No. 61/517,205, filed April 15, 2011, the entirety of which is hereby incorporated by reference.

GOVERNMENT LICENSE RIGHTS

[0002] This invention was made with Government support under Grant No. DMR-1004195 and FA9550-09-1-0220, awarded by the National Science Foundation and the Air Force Office of Scientific Research. The Government may have certain rights to this invention.

TECHNICAL FIELD

[0003] This invention relates to semiconducting polymers based on semiconducting conjugated polymers. This invention also relates to their use in electro-optical and electronic devices.

BACKGROUND

[0004] In comparison to their inorganic counterpart, the bulk heterojunction (BHJ) polymer solar cells hold many advantages such as low cost of fabrication, ease of processing, flexibility and the potential of preparing large-area devices (Braga *et al.* Sol. Energy Mater. Sol. Cells, 2008, 92, 418). However, the major drawback is their low power conversion efficiencies (PCEs), which seriously hold back polymer solar cells to be further put into practical applications. Great efforts have been made from various aspects to improve the PCEs during recent years. For instance, nickel oxides and graphene oxides are introduced as candidates for the hole transport layer as well as to prevent electron leakage from the BHJ acceptor to the anode in place of the conventional poly(3,4-ethylenedioxythiophene) (PEDOT) layer. Light reflective material was deposited between the electrode and the photo active layer to drive internal quantum efficiency near quantitative. Slow growth, thermal annealing and mixed solvents are adopted for optimizing the bicontinuous

interpenetrating network. In general, polymer's physical properties determine the open-circuit voltage (V_{oc}) and the short-circuit current density (J_{sc}), and the PCE is defined as $P_{out}/P_{in} = V_{oc}J_{sc}FF/P_{in}$. Thus, the research on developing novel semiconducting polymers has aimed at: 1) lowering the bandgap to enhance the J_{sc} ; and 2) lowering the energy level of the highest occupied molecular orbital (HOMO) to improve the V_{oc} .

[0005] The recent surge of enthusiasm in bulk heterojunction (BHJ) organic photovoltaics (OPVs) is driven by their potential for fabricating flexible and light-weight solar cells via facile, low-cost solution processing techniques. (Thompson, B. C. *et al. Angew. Chem., Int. Ed.* 2008, 47, 58–77. Gunes, S. *et al. Chem. Rev.* 2007, 107, 1324-1338. Spangaard, H. *et al. Sol. Energy Mater. Sol. Cells.* 2004, 83, 125-146. Hoppe, H. *et al. J. Mater. Res.* 2004, 19, 1924-1945. Brabec, C. J. *et al. Adv. Funct. Mater.* 2001, 11, 15-26.) New materials are crucial in order for OPVs to fully mature from research and development into cost effective products. Power conversion efficiency (PCE) of large-area OPV solar cells should be continuously improved. (G. Dennler, G. *et al. J. Adv. Mater.* 2009, 21, 1323-1338. Scharber, M. *et al. Adv. Mater.* 2006, 18, 789-794. Coakley, K. M. *et al. Chem. Mater.* 2004, 16, 4533-4542.) One of the major challenges in design of new polymers is the simultaneous optimization of physical properties, such as morphology and donor-acceptor energy level matching. (Cheng, J.-Y. *et al. Chem. Rev.* 2009, 109, 5868-5923. Brabec, C. J. *et al. J. Chem. Soc. Rev.* 2011, 40, 1185-1199. Bundgaard, E. *et al. Sol. Energy Mater. Sol. Cells.* 2007, 91, 954-985.)

[0006] In addition to these parameters, when bandgap, energy levels and morphology were all optimized, the incorporation of a large local dipole moment can also play an important role in charge separation, enhancing the performance of the OPV cells. (Carsten, B. *et al. J. Am. Chem. Soc.* 2011, 133, 20468-20475.)

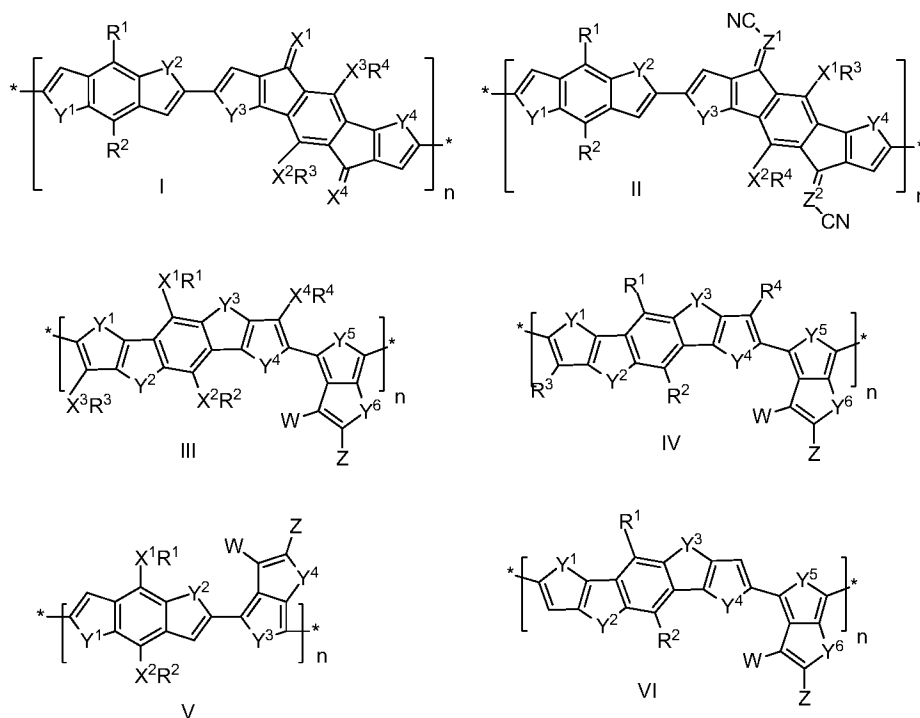
[0007] There is a need in the art for polymer solar cells that exhibit increased solar conversion efficiency.

BRIEF SUMMARY

[0008] Described herein are semiconducting photovoltaic derivatives, including polyselenophene derivatives, which exhibit high solar conversion efficiencies when used in electro-optical and electronic devices. There are also

semiconducting polymers that are used as hole transporting material with fullerene derivatives as acceptors in electro-optical and electronic devices. The polymers are designed to achieve a low bandgap for broad absorption in the solar spectrum.

[0009] In one aspect, a semiconducting polymer has a formula selected from the group consisting of:



where X^1 , X^2 , X^3 , and X^4 are independently selected from the group consisting of O, S, Se, NH, and CH_2 . R^1 , R^2 , R^3 , and R^4 are independently selected from the group consisting of H, alkyl, alkoxy, aryl, aryloxy, heteroaryl, heteroaryloxy, a cross-linkable moiety, and oligo (ethylene glycol). Y^1 , Y^2 , Y^3 , Y^4 , Y^5 , and Y^6 are independently selected from the group consisting of O, S, Se, and amino. Z is selected from the group consisting of an ester, ketone, amide, cyano, alkyl, polyfluoroalkyl, polychloroalkyl, aryl, and heteroaryl. Z^1 and Z^2 are independently selected from the group consisting of CH and N. W is selected from the group consisting of H, halogen, cyano, dicyanovinyl, and tricyanovinyl. n is an integer larger than 0.

[0010] In another aspect, a semiconducting polymer has a formula of any one of formulae I-VI with the substituents defined above.

BRIEF DESCRIPTION OF THE DRAWINGS

[0011] Figure 1a shows UV-Vis spectra of PSeB1 (solid line) and PSeB2 (dashed line) in CHCl_3 solution. Figure 1b shows UV-Vis spectra of PSeB1:PC₆₁BM blend film (dashed line), PSeB1:PC₇₁BM blend film (dotted line), and PSeB2 (solid line).

[0012] Figure 2 shows (a) Current–voltage characteristics of polymer solar cells under AM 1.5 G condition (100 mW cm^{-2}). (b) External quantum efficiency (EQE) of polymer solar cells (PTB9, dark square; PSeB1, square; PSeB2, triangle; PSeB3, star).

[0013] Figure 3 shows a graph of cyclic voltammetry of PSeB1.

[0014] Figure 4 shows a model explaining the dipolar effect in charge separation dynamics.

[0015] Figure 5 shows the structures of PTDBD1-PTDBD3.

[0016] Figure 6 shows the synthetic routes for the DBD monomer and PTDBD polymers, a) $\text{Pd}(\text{PPh}_3)_4$, K_2CO_3 (or NaOH), toluene/ ethanol / H_2O , 110°C , 24 hours; b) $\text{CF}_3\text{SO}_3\text{H}$, P_2O_5 , 3 days ; c) pyridine, reflux, 12 hours; d) Br_2 , CHCl_3 , 6 hours; e) *n*-BuLi, THF, -78°C , 25 minutes ; f) Me_3SnCl , -78°C , 12 hours; g) $\text{Pd}(\text{PPh}_3)_4$, toluene/ DMF, 120°C , 12 hours.

[0017] Figure 7 shows the absorption spectra of the pristine polymer films.

[0018] Figure 8 shows the current–voltage plots of solar cells composed of polymer/PC₇₁BM (a) and polymer/PC₆₁BM (b).

[0019] Figure 9 shows cyclic voltammograms of **PTDBD2** (A), and **PTDBD3** (B).

[0020] Figure 10 shows an EQE curve of **PTDBD2**/PC₇₁BM solar cell device.

[0021] Figure 11 shows the background-subtracted q_y and q_z linecuts of 2D GIWAXS patterns of the neat **PTDBD2** (a-b) and **PTDBD3** (c-d) polymers on the Si substrate with a layer of PEDOT:PSS, which are present in Figure 4 in the text. Here the solid lines represent the best fitting of the peaks using the Pseudo-Voigt type 1 peak function.

DETAILED DESCRIPTION OF THE DRAWINGS AND THE PREFERRED EMBODIMENTS

[0022] Unless defined otherwise, all technical and scientific terms used herein have the same meaning as commonly understood to one of ordinary skill in the art to which this invention belongs. When describing the compounds, compositions, methods and processes of this invention, the following terms have the following meanings, unless otherwise indicated.

[0023] "Alkyl" by itself or as part of another substituent refers to a hydrocarbon group which may be linear, cyclic, or branched or a combination thereof having the number of carbon atoms designated (i.e., C₁₋₈ means one to eight carbon atoms). Examples of alkyl groups include methyl, ethyl, n-propyl, isopropyl, n-butyl, t-butyl, isobutyl, sec-butyl, cyclohexyl, cyclopentyl, (cyclohexyl)methyl, cyclopropylmethyl, bicyclo[2.2.1]heptane, bicyclo[2.2.2]octane, etc. Alkyl groups can be substituted or unsubstituted, unless otherwise indicated. Examples of substituted alkyl include haloalkyl, polyhaloalkyl, such as polyfluoroalkyl and polychloroalkyl, aminoalkyl, and the like. Alkyl groups also include straight-chained and branched alkyl.

[0024] "Alkoxy" refers to -O-alkyl. Examples of an alkoxy group include methoxy, ethoxy, n-propoxy, etc.

[0025] "Aryl" refers to a polyunsaturated, aromatic hydrocarbon group having a single ring (monocyclic) or multiple rings (bicyclic), which can be fused together or linked covalently. Aryl groups with 6-10 carbon atoms are preferred, where this number of carbon atoms can be designated by C₆₋₁₀, for example. Examples of aryl groups include phenyl and naphthalene-1-yl, naphthalene-2-yl, biphenyl and the like. Aryl groups can be substituted or unsubstituted, unless otherwise indicated.

"Aryloxy" refers to -O-aryl; and "heteroaryloxy" refers to the group -O-heteroaryl.

[0026] The term "amino" refers to -NRR', where R and R' are independently selected from hydrogen, alkyl, aryl, aralkyl and alicyclic, all except hydrogen are optionally substituted. Both R and R' can form a cyclic ring system. The ring system may be from 5-7 members and may be optionally fused with another ring group including cycloalkyl, aryl, and heteroaryl.

[0027] "Cyano" refers to -CN.

[0028] "Ester" refers to R'C(=O)O-, where R' is a hydrogen atom, an alkyl group, an aryl group and an arylheterocyclic ring, as defined herein. "Arylheterocyclic

ring" refers to a bi or tricyclic ring comprised of an aryl ring, as defined herein, appended via two adjacent carbon atoms of the aryl ring to a heterocyclic ring. Exemplary arylheterocyclic rings include dihydroindole, 1,2,3,4-tetrahydroquinoline, and the like.

[0029] "Ketone" refers to $R'C(=O)-$, where R' is a hydrogen atom, an alkyl group, an aryl group and an arylheterocyclic ring. For the purpose of definition only, ketone described herein includes aldehyde.

[0030] "Halo" or "halogen," by itself or as part of a substituent refers to a chlorine, bromine, iodine, or fluorine atom.

[0031] The term "heteroaryl," as used herein, refers to a mono-, bi-, or tri-cyclic aromatic radical or ring having from five to ten ring atoms of which at least one ring atom is selected from S, Se, O, and N; zero, one or two ring atoms are additional heteroatoms independently selected from S, Se, O, and N; and the remaining ring atoms are carbon, wherein any N or S contained within the ring may be optionally oxidized. Heteroaryl includes, but is not limited to, pyridinyl, pyrazinyl, pyrimidinyl, pyrrolyl, pyrazolyl, imidazolyl, thiazolyl, oxazolyl, isooxazolyl, thiadiazolyl, oxadiazolyl, thiophenyl, furanyl, quinolinyl, isoquinolinyl, benzimidazolyl, benzooxazolyl, quinoxalinyl, and the like. The heteroaromatic ring may be bonded to the chemical structure through a carbon or heteroatom.

[0032] "Heteroatom" is meant to include oxygen (O), nitrogen (N), sulfur (S), selenium (Se) and silicon (Si).

[0033] "Haloalkyl" as a substituted alkyl group refers to a monohaloalkyl or polyhaloalkyl group, most typically substituted with from 1-3 halogen atoms. Examples include 1-chloroethyl, 3-bromopropyl, trifluoromethyl and the like.

[0034] The photovoltaic property of the polymers described herein was studied in polymer solar cells. Simple solar cells were used with semiconducting polymers of the formulas described herein. The power conversion efficiency (PCE) was greater than 6% in some embodiments. In embodiments that may be preferred, the semiconducting polymers yielded a PCE greater than 5%. The PCE reached 6.8% in some preferred embodiments.

[0035] The high conversion efficiency exhibited by the polymers described herein may be the result of an effective light harvest. The cells using the polymers absorb light in almost the entire visible spectrum. The polymer morphology also favors charge separation and charge transport. This can lead to high fill factors.

[0036] Without wishing to be bound by theory, the selenophene polymers described herein are based on the two main concepts. First, the donor moiety of the donor/acceptor type polymers, benzodiselenophene, which contains extended π -conjugation, will enhance the charge transfer in the polymer/ fullerene blend films and facilitate the charge transport in heterojunction solar cell devices, due to the large Se electron orbitals.

[0037] Second, the acceptor moiety in a certain embodiment, selenoselenophene, can support a quinoidal structure and lead to a narrow polymer bandgap, which may have an effect on harvesting solar energy. Because the selenoselenophene moiety is electron-rich, an electron-withdrawing group, such as an ester group or a ketone, can be introduced to stabilize the resulting polymers.

[0038] In another aspect, the present disclosure also includes a ladder-type heteroacene as a building block of the polymers. Ladder-type heteroacenes have large effective conjugation lengths and are theoretically predicted to show narrower energy bandgaps relative to polyheteroaromatic compounds with an identical number of aromatic rings (Anthony, J. E. *Angew. Chem. Int. Ed.* 2008, 47, 452-483. Morales, Y. R. *J. Phys. Chem. A* 2002, 106, 11283-11308. Anthony, J. E. *Chem. Rev.* 2006, 106, 5028-5048).

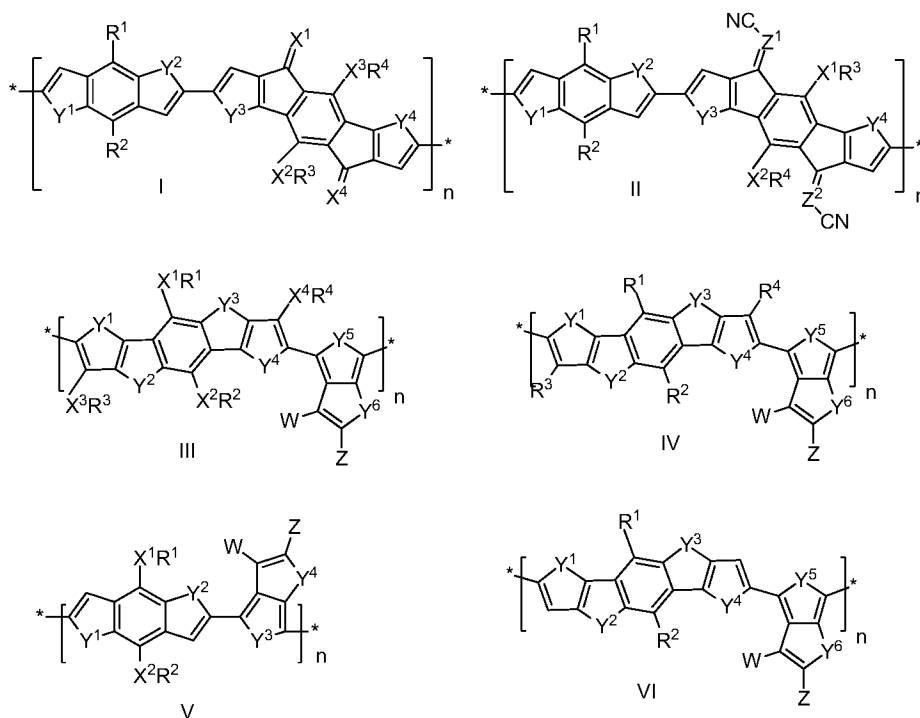
[0039] Without wishing to be bound by theory, as shown in the model (Figure 4), upon photoexcitation, the large ground state local dipole moment in the polymer leads to the large local dipole change ($\Delta\mu_{ge}(D)$) in the polymer, thus, the excited state is largely polarized. The negative charge is concentrated on the electron-deficient thienothiophene moiety where charge transfer to PCBM will occur (curved arrow) while the positive charge remained on the benzo[1,2-b:4,5-b']dithiophene unit (+). The large degree of separation between the negative and positive components lowers Coulomb binding energy of the exciton, making further charge separation/charge carrier transport easier. This leads to enhancement of the solar cell efficiencies.

[0040] This model indicates two approaches to enhance power conversion efficiency in new donor polymers: 1. further enhancing local dipole moment, 2. expanding the conjugation system in the BDT unit to enhance delocalization of positive charge, thus lowering charge density. New polymers are designed based on the second approach, which increase the extent of charge delocalization. A ladder-type heteroacene as the building block of the polymers was chosen. Ladder-type

heteroacenes have large effective conjugation lengths and are predicted to show narrower energy bandgaps relative to polyheteroaromatic compounds with an identical number of aromatic rings. (Anthony, J. E. *Angew. Chem. Int. Ed.* 2008, 47, 452-483. Morales, Y. R. *J. Phys. Chem. A* 2002, 106, 11283-11308. Anthony, J. E. *Chem. Rev.* 2006, 106, 5028-5048.) Conjugated copolymers of a ladder-type heteroacene and 3-fluorothieno[3,4-b]thiophene-2-carboxylate may simultaneously result in a low bandgap of the copolymer and satisfy the design criteria mentioned above, leading to enhancement of the solar cell efficiencies.

[0041] Without wishing to be bound by any theory, several mechanisms have been postulated. Conjugated copolymers of a ladder-type heteroacene and 3-fluorothieno[3,4-b]thiophene-2-carboxylate may simultaneously result in a low bandgap of the copolymer, which will lead to enhancement of the solar cell efficiencies.

[0042] The semiconducting polymers described herein may be represented by formulae (I), (II), (III), (IV), (V) and (VI):



where X^1 , X^2 , X^3 , and X^4 are independently selected from the group consisting of O, S, Se, NH, and CH_2 . Preferably, X^1 , X^2 , X^3 , and X^4 are independently selected from the group consisting of O, S, and NH. R^1 , R^2 , R^3 , and R^4 are independently selected from H, alkyl, alkoxy, aryl, aryloxy, heteroaryl, heteroaryloxy, a cross-linkable moiety,

and oligo (ethylene glycol). Y^1 , Y^2 , Y^3 , Y^4 , Y^5 , and Y^6 are independently selected from O, S, Se, and amino. Z is selected from the group consisting of an ester, ketone, amide, cyano, alkyl, polyfluoroalkyl, polychloroalkyl, aryl, and heteroaryl. Z^1 and Z^2 are independently selected from CH and N. W is selected from the group consisting of H, halogen, cyano, dicyanovinyl, and tricyanovinyl. n is an integer larger than 0.

[0043] In some embodiments, the number-average molecular weight of the polymer is between about 15 and about 25 kDa. In some embodiments, n is from about 1 to about 200. In some embodiments, the polydispersity index is between about 1.5 and about 3.

[0044] In some embodiments, the semiconducting polymer has formula (V). X^1 and X^2 are independently selected from the group consisting of O, S, and NH. R^1 and R^2 are independently selected from the group consisting of H, alkyl, alkoxy, aryl, aryloxy, heteroaryl, heteroaryloxy, a cross-linkable moiety, and oligo (ethylene glycol). Y^1 , Y^2 , Y^3 , and Y^4 are independently selected from the group consisting of O, S, Se, and amino. Z is selected from the group consisting of ester, ketone, amide, cyano, alkyl, polyfluoroalkyl, polychloroalkyl, aryl, and heteroaryl. W is selected from the group consisting of H, halogen, cyano, dicyanovinyl, and tricyanovinyl. n is an integer larger than 0.

[0045] In some embodiments, the number-average molecular weight of the polymer is between about 15 and about 25 kDa. In some embodiments, n is from about 1 to about 200. In some embodiments, the polydispersity index is between about 1.5 and about 3.

[0046] In some embodiments, either X^1 and X^2 or both are O.

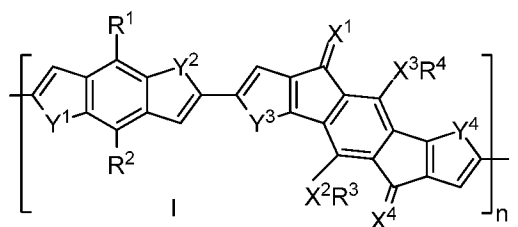
[0047] In some embodiments, R^1 and R^2 are independently alkyl. In some embodiments, R^1 and R^2 are independently C_{1-30} alkyl group. In some embodiments, R^1 and R^2 are the same. In some embodiments, R^1 and R^2 are 2-ethylhexyl.

[0048] In some embodiments, Y^1 and Y^2 are S. In some embodiments, Y^1 and Y^2 are Se. In some embodiments, Y^3 and Y^4 are Se.

[0049] In some embodiments, Z is an ester. In some embodiments, Z is a C_{1-30} alkyl ester. In some embodiments, Z is $-C(O)OCH_2CH(C_2H_5)C_4H_9$.

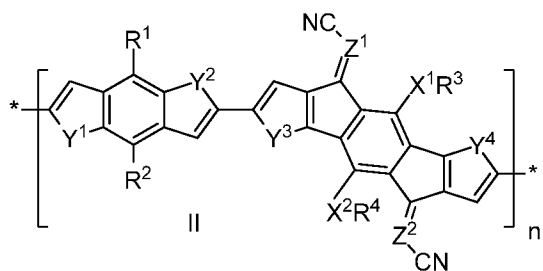
[0050] In some embodiments, W is H or halogen. In some embodiments, W is halogen. In some embodiments, W is F.

[0051] In some embodiments, the polymer is of formula (I):



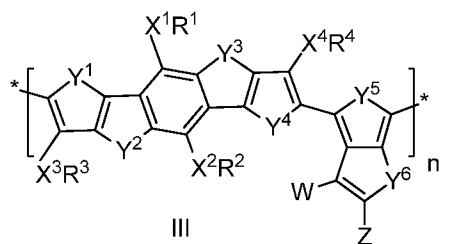
Preferably, X^1 , X^2 , X^3 , and X^4 are independently selected from the group consisting of O, S, and NH. R^1 , R^2 , R^3 , and R^4 are independently selected from the group consisting of H, alkyl, alkoxy, aryl, aryloxy, heteroaryl, heteroaryloxy, a cross-linkable moiety, and oligo (ethylene glycol). The cross-linkable group can be any group that links one group to another by covalent chemical bonds. Y^1 , Y^2 , Y^3 , and Y^4 are independently selected from the group consisting of O, S, Se, and amino. n is an integer larger than 0.

[0052] In some embodiments, the polymer is of formula (II):



Preferably, X^1 and X^2 are independently selected from the group consisting of O, S, and NH. R^1 , R^2 , R^3 , and R^4 are independently selected from the group consisting of H, alkyl, alkoxy, aryl, aryloxy, heteroaryl, heteroaryloxy, a cross-linkable moiety, and oligo (ethylene glycol). Y^1 , Y^2 , Y^3 , and Y^4 are independently selected from the group consisting of O, S, Se, and amino. Z^1 and Z^2 are independently selected from CH and N. n is an integer larger than 0.

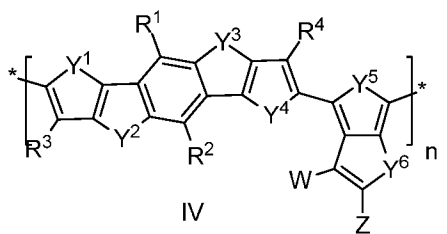
[0053] In some embodiments, the polymer is of formula (III):



Preferably, X^1 , X^2 , X^3 , and X^4 are independently selected from the group consisting of O, S, and NH. R^1 , R^2 , R^3 , and R^4 are independently selected from the group

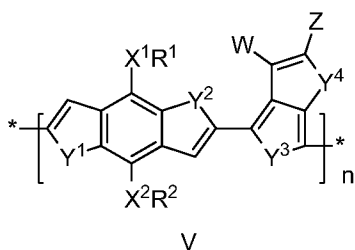
consisting of H, alkyl, alkoxy, aryl, aryloxy, heteroaryl, heteroaryloxy, a cross-linkable moiety, and oligo (ethylene glycol). Y^1 , Y^2 , Y^3 , Y^4 , Y^5 , and Y^6 are independently selected from the group consisting of O, S, Se, and amino. Z is selected from an ester, ketone, amide, cyano, alkyl, polyfluoroalkyl, polychloroalkyl, aryl, and heteroaryl. W is selected from the group consisting of H, halogen, cyano, dicyanovinyl, and tricyanovinyl. n is an integer larger than 0.

[0054] In some embodiments, the polymer is of formula (IV):



R^1 , R^2 , R^3 , and R^4 are independently selected from the group consisting of H, alkyl, alkoxy, aryl, aryloxy, heteroaryl, heteroaryloxy, a cross-linkable moiety, and oligo (ethylene glycol). Y^1 , Y^2 , Y^3 , Y^4 , Y^5 , and Y^6 are independently selected from the group consisting of O, S, Se, and amino. Z is selected from an ester, ketone, amide, cyano, alkyl, polyfluoroalkyl, polychloroalkyl, aryl, and heteroaryl. W is selected from the group consisting of H, halogen, cyano, dicyanovinyl, and tricyanovinyl. n is an integer larger than 0.

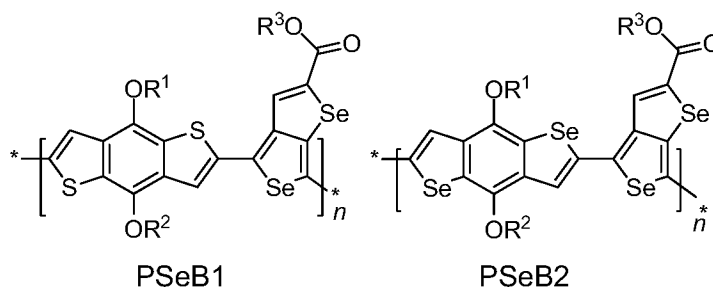
[0055] In some embodiments, the polymer is of formula (V):



Preferably, X^1 and X^2 are independently selected from the group consisting of O, S, and NH. R^1 and R^2 are independently selected from the group consisting of H, alkyl, aryl, heteroaryl, a cross-linkable moiety, and oligo (ethylene glycol). Y^1 , Y^2 , Y^3 , Y^4 , Y^5 , and Y^6 are independently selected from the group consisting of O, S, Se, and amino. W is selected from the group consisting of H, halogen, cyano, dicyanovinyl, and tricyanovinyl. n is an integer larger than 0.

[0056] Specific embodiments of the polymers of the present disclosure are shown below. R^1 , R^2 , and R^3 are independently selected from the group consisting of

H, alkyl, alkoxy, aryl, aryloxy, heteroaryl, heteroaryloxy, a cross-linkable moiety, and oligo (ethylene glycol).

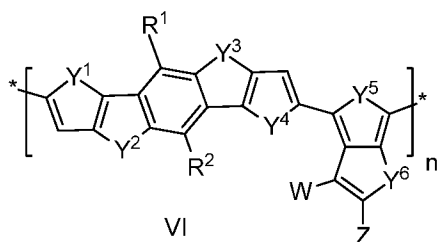


[0057] In some embodiments, R^1 , R^2 , and R^3 are independently alkyl. In some embodiments, R^1 , R^2 , and R^3 are independently C_{1-30} alkyl group. In some embodiments, R^1 , R^2 , and R^3 are the same. In some embodiments, R^1 , R^2 , and R^3 are 2-ethylhexyl.

[0058] In certain embodiments, the electron-rich Se heteroatoms can have the effect of decreasing the bandgap of the polymer, allowing for more efficient light-harvesting. They can also increase the charge mobility. Several monomers with different side chains were thus synthesized in order to obtain processable polymers. At the same time, another thiophene PTB family polymer, PTB-8, with similar bulk side chains as those on PTAT-3, with two 2-butyloctyloxy on the benzodithiophene moiety, was also synthesized. (He, Feng; *et al. J. Am. Chem. Soc.* 2011, 133(10), 3284-3287.)

[0059] A ladder-type large acene, 3,7-dialkyl-dithieno[2,3-d':2',3'-d']benzo[1,2-b:4,5-b']dithiophene (DBD), was synthesized and incorporated into conjugated polymers.

[0060] A polymer has formula (VI):



R^1 and R^2 are independently selected from the group consisting of H, alkyl, alkoxy, aryl, aryloxy, heteroaryl, heteroaryloxy, a cross-linkable moiety, and oligo (ethylene glycol). Y^1 , Y^2 , Y^3 , Y^4 , Y^5 , and Y^6 are independently selected from the group consisting of O, S, Se, and amino. W is selected from the group consisting of H,

halogen, cyano, dicyanovinyl, and tricyanovinyl. Z is selected from the group consisting of ester, ketone, amide, cyano, alkyl, polyfluoroalkyl, polychloroalkyl, aryl, and heteroaryl. n is an integer larger than 0.

[0061] In some embodiments, the number-average molecular weight of the polymer is between about 15 and about 25 kDa. In some embodiments, n is from about 1 to about 200. In some embodiments, the polydispersity index is between about 1.5 and about 3.

[0062] In some embodiments, R¹ and R² are independently C₁₋₃₀ alkyl. In some embodiments, R¹ and R² are independently 2-ethylhexyl or 2-butylhexyl.

[0063] In some embodiments, Y¹, Y², Y³, Y⁴, Y⁵, and Y⁶ are independently S.

[0064] In some embodiments, W is halogen. Preferably, W is F.

[0065] In some embodiments, Z is an ester. In some embodiments, Z is a C₁₋₃₀ alkyl ester. In some embodiments, Z is -C(O)OCH₂CH(C₂H₅)C₄H₉. In some embodiments, Z is -C(O)OCH₂CH(C₄H₉)C₆H₁₃.

[0066] The present disclosure also includes a use of a polymer described herein in a solar cell, an optical device, an electroluminescent device, a photovoltaic cell, semiconducting cell, or photodiode. In some embodiments, the polymer has a formula selected from formulae (I)-(VI).

[0067] In some embodiments, a composition comprises a semiconducting polymer described herein and an electron-withdrawing fullerene derivative. In some embodiments, the polymer has a formula selecting from formulae (I)-(VI). In some embodiments, the electron-withdrawing fullerene derivative can be [6,6]-phenyl-C₆₁-butyric acid methyl ester (PC₆₁BM) or [6,6]-phenyl-C₇₁-butyric acid methyl ester (PC₇₁BM). This composition can be used in a solar cell, an optical device, an electroluminescent device, a photovoltaic cell, semiconducting cell, or photodiode.

[0068] A new ladder-type large acene, 3,7-dialkyl-dithieno[2,3-*d*:2',3'-*d'*]benzo[1,2-*b*:4,5-*b'*]dithiophene (DBD), was successfully synthesized and incorporated into conjugated polymers, which exhibits an energy bandgap below 1.7 eV (Figure 5). After optimization of the polymer's solubility and morphological compatibility with PC₇₁BM, the polymer BHJ solar cell devices achieved a PCE of 7.71%, which is among the best PCE reported for solar cell polymers.

[0069] The synthetic route to the DBD monomer is shown in Figure 6. The synthesis of compounds **22a-b** and **26** is as described herein. The DBD monomers

are copolymerized with alkyl 4,6-Dibromo-3-fluorothieno[3,4-*b*]thiophene-2-carboxylate (FTT). (Carsten, B. *et al. P. Chem. Rev.* 2011, 111, 1493-1528.)

[0070] The initial polymer **PTDBD1** (Figure 5) shows low solubility and is difficult to process in organic solvents. To improve the solubility of the polymer, the polymer's structure is tuned by incorporating bulkier alkyl side chains either into the FTT, DBD units or both of these units. The resulting polymers **PTDBD2** and **PTDBD3** (Figure 5) show similar weight-average molecular weights of 108.6 and 105.5 KDa, with polydispersity indices of 2.84, and 2.32, respectively.

Thermogravimetric analyses (TGA) indicates that both polymers are stable up to about 250 °C.

[0071] **PTDBD2** and **PTDBD3** exhibit absorption from 450 nm to 800 nm in the polymer films, but the absorption of **PTDBD3** is broader and more featureless (Figure 7). The optical energy bandgaps of the polymers estimated from the onsets (λ_{onset}) of the absorption spectra are 1.67~1.68 eV. From cyclic voltammetry (CV) measurements in thin films, the HOMO energy level of **PTDBD3** (-5.30 eV) is slightly lower than that of **PTDBD2** (-5.24 eV) (Figure 9). (Pommerehne, J. *et al. J. Adv. Mate.* 1995, 7, 551-554.) **PTDBD2** shows a higher charge carrier mobility of $2.70 \times 10^{-4} \text{ cm}^2 \text{V}^{-1} \text{s}^{-1}$ compared to $1.09 \times 10^{-4} \text{ cm}^2 \text{V}^{-1} \text{s}^{-1}$ for **PTDBD3**, as determined by space-charge-limited current (SCLC) measurement for a pristine polymer film. Without being bound by theory, this is attributable to the large nonconductive bis(2-ethylhexyl)methyl group in the FTT of **PTDBD3**, which may disturb efficient charge carrier transport in the polymer film, although blending with fullerenes typically alters the polymer stacking morphology.

[0072] To characterize the photovoltaic properties for **PTDBD2** and **PTDBD3**, the solar cell devices are prepared in the structure of (ITO/PEDOT:PSS/polymer:PCBMs/Ca/Al). The optimized polymer/PC₇₁BM ratios of **PTDBD2**, and **PTDBD3** used to form the active layers of the polymer solar cells are 1:1.2 and 1:1.3, respectively. The same ratios are used for polymer/PC₆₁BM solar cells. The polymer active layers are spin-coated from solutions in a chlorobenzene (CB) /3% (v/v) 1,8-diiodooctane (DIO) co-solvent. The *J*-*V* curves are reported in Figure 8, and the device performances are summarized in Table 1. Solar cells based on **PTDBD2** exhibit the highest PCE of 7.71% when PC₇₁BM is used as an acceptor material. The external quantum efficiency (EQE) spectrum in Figure 10 shows that the EQE of the **PTDBD2** /PC₇₁BM device is close to 60% in the 450 nm to 700 nm

range. In the J - V curve of the device, the short circuit current density (J_{sc}) reaches up to 13.7 mA/cm^2 , with an open circuit voltage (V_{oc}) of 869 mV and a fill factor (FF) of 64.8%. The solar cell device based on **PTDBD3**/PC₇₁BM, prepared using the same fabrication conditions except the **PTDBD3**/PCBM ratio, exhibits an improved V_{oc} of 882 mV, without being bound by theory, perhaps owing to its lower HOMO value. However, **PTDBD3** achieves a lower J_{sc} of 10 mA/cm^2 which in combination with its FF value of 52.1%, results in PCE values of 4.92%. When the device is fabricated using PC₆₁BM, **PTDBD2** also shows better solar cell performances with higher J_{sc} and FF values. The improved photocurrents of **PTDBD2** from **PTDBD3** are, without being bound by theory, attributed to its higher charge carrier mobility.

[0073] **Table 1.** Performance of polymer solar cells of **PTDBD2** and **PTDBD3**

Polymer/PCBM (w/w)	J_{sc} (mA/cm ²)	V_{oc} (mV)	FF (%)	PCE (%)
PTDBD2 / PC ₇₁ BM (1:1.2)	13.7	869	64.8	7.71
PTDBD3 / PC ₇₁ BM (1:1.3)	10.7	882	52.1	4.92
PTDBD2 / PC ₆₁ BM (1:1.2)	9.72	869	63.0	5.32
PTDBD3 / PC ₆₁ BM (1:1.3)	7.54	873	59.4	3.91

[0074] Transmission electron microscopy (TEM) studies indicated that the enhanced device performance of **PTDBD2** over that of **PTDBD3** may be related to changes in morphology of the polymer/PCBM blend films resulting from different alkyl side chains in the FTT unit of the polymer. **PTDBD3** films blended with PC₇₁BM or PC₆₁BM exhibit larger and darker features with ~100 nm dimensions, indicative of aggregated PCBM clusters, whereas the blend films of **PTDBD2** showed uniform and fine features roughly 10~15 nm in size. Smaller domains in devices are postulated to allow for a higher polymer-PCBM interface area and hence more efficient generation of charge carriers, resulting in higher photocurrents in **PTDBD2** solar cells. Bulky side chains introduced to a conjugated polymer tend to reduce the miscibility of the polymers with PCBM molecules, leading to large phase separations

between the polymers and the PCBM molecules. (He, F. *et al. J. Am. Chem. Soc.* 2011, 133, 3284-3287.)

[0075] To gain more insight into the nanoscale morphology and molecular ordering in the blend films, grazing incidence wide angle x-ray scattering (GIWAXS) is applied to investigate these systems. The 2D GIWAXS patterns of neat **PTDBD2** and **PTDBD3** polymers exhibit a ring-like scattering at $q \sim 0.35 - 0.45 \text{ \AA}^{-1}$, corresponding to the periodic lamellae of polymer backbones, and an out-of-plane scattering at around $q \sim 1.6 \text{ \AA}^{-1}$, corresponding to the π -stacking of polymer backbones. For **PTDBD2**, the lamellar spacing is 15.4 \AA ($q_y = 0.408 \text{ \AA}^{-1}$) and the π -stacking distance is 4.0 \AA ($q_z = 1.55 \text{ \AA}^{-1}$). For **PTDBD3**, its lamellar spacing is 17.3 \AA ($q_y = 0.364 \text{ \AA}^{-1}$) and its π -stacking distance is 3.9 \AA ($q_z = 1.62 \text{ \AA}^{-1}$) (Figure 11). The π -stacking scattering only observed out of plane suggests that the **PTDBD2** and **PTDBD3** polymer chains preferentially stack out of the film plane, though with a more random orientation.

[0076] Upon blending with PC₇₁BM, both **PTDBD2** and **PTDBD3** retain their structural characteristics, but the full width at half maximum (FWHM) of the peak associated with the backbone lamellae narrows from 0.132 \AA^{-1} to 0.110 \AA^{-1} for **PTDBD2** and from 0.061 \AA^{-1} to 0.042 \AA^{-1} for **PTDBD3**, respectively. This indicates a higher degree of crystallinity in both polymers as a result of mixing with PC₇₁BM, which is beneficial for charge transport in the OPV devices. Besides the diffused scattering from either polymers or PC₇₁BM, a couple of sharp scattering spots attributed to well-defined, pure PC₇₁BM crystals are detected in the 2D GIWAXS patterns of polymer/PC₇₁BM blended films, demonstrating there are PC₇₁BM crystals floating in the polymer/PC₇₁BM blended phase. Since these scattering spots are rarely observed in the polymer/PC₆₁BM blends, without being bound by theory, it is possible that these floated PC₇₁BM crystals can drain photoexcited electrons out of the polymer/PC₇₁BM blended phase and transport them to the electrode, thereby promoting charge separation and transport. (Clarke, T. M. *et al. Chem. Rev.* 2010, 110, 6736. Deibel, C. *et al. J. IEEE J. Sel. Top. Quantum Electron.* 2010, 16, 1517.) In addition, since the FWHM of the polymer backbone peak of the **PTDBD2**/PC₇₁BM film is more than twice that of the **PTDBD3**/PC₇₁BM film, it suggests that the crystallinity of **PTDBD2** is much lower. Such a low degree of crystallinity of **PTDBD2** can lead to a better miscibility at a molecular level within the polymer/PC₇₁BM blended phase, which is confirmed by the TEM observations. Taken together,

without being bound by theory, these structural and morphological features—the better miscibility of **PTDBD2** with PCBM, the PCBM-induced crystallinity, and the floated well-defined, pure PCBM crystals—are responsible for the superior OPV performance of the **PTDBD2** polymer when blended with PC₇₁BM.

[0077] A series of new semiconducting polymers containing ladder-type DBD derivatives are synthesized based on the idea of expanding the π -conjugation system to lower positive charge density and the binding energy. Optimal structures of side alkyl chains in the polymers improve the compatibility of the polymer chains with PCBM molecules, improving morphology of the polymer/PCBM blend film with concomitant enhancement in crystallinity of the polymer chains in the blend film. Consequently, the solar cell efficiency is enhanced up to 7.71%. This result indicates that the copolymers containing ladder-type DBD can comprise high performance organic solar cells.

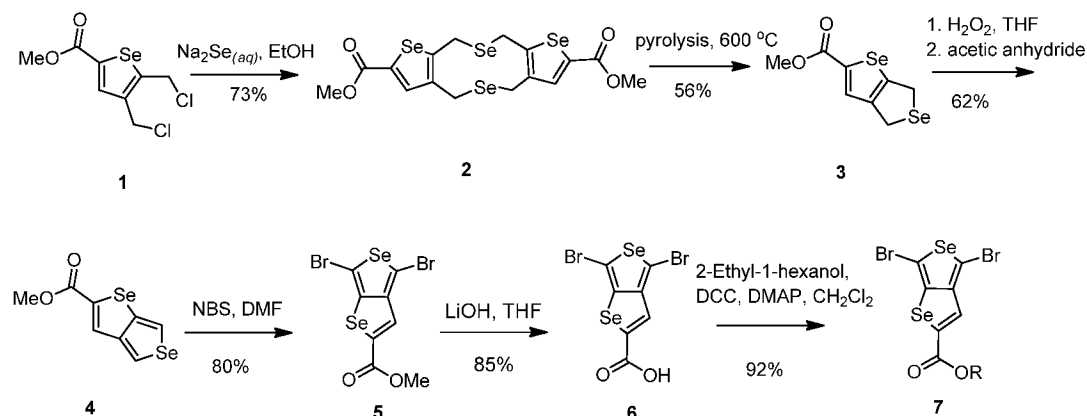
[0078] Unless stated otherwise, all of the chemicals were purchased from Aldrich and used without further purification. All reactions were carried out under a nitrogen atmosphere unless otherwise noted. Tetrahydrofuran (THF) and diethyl ether (Et₂O) were distilled over sodium and benzophenone. Alkyl 4,6-dibromo-3-fluorothieno[3,4-*b*]thiophene-2-carboxylates were prepared according to the procedures reported in the literature. (Liang, Y. Y. *et al. J. Am. Chem. Soc.* 2009, 131, 7792-7799.) ¹H NMR and ¹³C NMR spectra were recorded at either 400 or 500 MHz on Bruker DRX-400 or DRX-500 spectrometers respectively. Chemical shifts are reported in parts per million (ppm) from low to high frequency and referenced to the residual solvent resonance. Standard abbreviations indicating multiplicity were used as follows: s = singlet, d = doublet, t = triplet, m = multiplet, q = quartet, and b = broad. MALDI-TOF mass spectra were recorded on a Bruker Reflex II-TOF mass spectrometer using a 337 nm nitrogen laser with Tetracyanoquinodimethane (TCNQ) as matrix. EI mass spectrometry was performed with a Varian Saturn 2000 GC/MS mass spectrometer. Molecular weights and distributions of polymers were determined by using GPC with a Waters Associates liquid chromatography equipped with a Waters 510 HPLC pump, a Waters 410 differential refractometer, and a Waters 486 tunable absorbance detector. THF was used as the eluent and polystyrene as the standard. The optical absorption spectra were acquired using a Shimadzu UV-

2401PC spectrophotometer. The thin films of the polymers were spin-coated from their solutions in chlorobenzene, and the film absorption spectra were measured.

[0079] The approach used for the synthesis of ethylhexyl 4,6-dibromoselenolo[3,4-b]thiophene carboxylate monomer **7** is based on a modified reported procedure (Scheme 1). Sodium selenide was prepared by slow addition of sodium borohydride to a mixture of selenium powder in a basic aqueous solution. The resulted colorless aqueous Na₂Se solution was added dropwise into an ethanolic solution of 2,3-bischloromethyl-5-carbomethoxyselenophene **1** over 30 minutes to produce the dimer of **2** in 73% yield as the only product. The structure was verified by ¹H NMR and mass spectrum showed the exact molecular ion at 592 and the base peak at 296. The formation of **3** was not observed since the Na₂Se solution was added at a faster rate typical to these types of cyclizations. Following the reported procedure would lead to the formation of **2** as a major product (~70%) and **3** as a minor product (~10%). Since compound **3** is the key starting material, the need to improve its yield is required. Thus, several different experimental conditions were used including the use of NaHSe or Na₂Se in polar solvents (ethanol, water and THF), changing the mode of addition and the temperature at which reagents were added, the result is the formation of **2** as the sole product or as a major product and **3** as the minor one. It has been reported that the benzene analogue of dimer **2** can be converted into the corresponding dihydrobenzoselenophene thermally or photochemically in quantitative yields. This may be formed by favorable intramolecular cyclization of a biradical intermediate into two of the five-membered ring. Accordingly, flash pyrolysis of dimer **2** under reduced pressure was converted to dihydroselenoselenophene **3** in good yields (56%). The overall yield of the first two steps is 41% which is about four times the previously reported approach (10-12%). All spectroscopic data were in accordance with those for methyl 4,6-dihydroseleno[3,4-b]selenophene-2-carboxylate (**3**) reported. Aromatization of **3** by oxidation using H₂O₂ to give the N-selenoxide which upon careful treatment with cold acetic anhydride gave the corresponding methyl selenolo[3,4-b]thiophene carboxylate **4**. Addition of acetic anhydride without cooling would lead to decomposition of some of the starting material due to instant spontaneous exothermic reaction that takes place. Bromination using NBS gave the methyl 4,6-dibromoselenolo[3,4-b]thiophene carboxylate **5** which upon hydrolysis under basic

conditions yielded 4,6-dibromoselenolo[3,4-*b*]thiophene carboxylic acid **6**. To enhance the solubility of the polymer, carboxylic acid **6** was esterified by the branched 2-ethyl-1-hexanol using DCC and DMAP to give the corresponding ethylhexyl 4,6-dibromoselenolo[3,4-*b*]thiophene carboxylate **7** monomer in high yield (88%).

[0080] Scheme 1



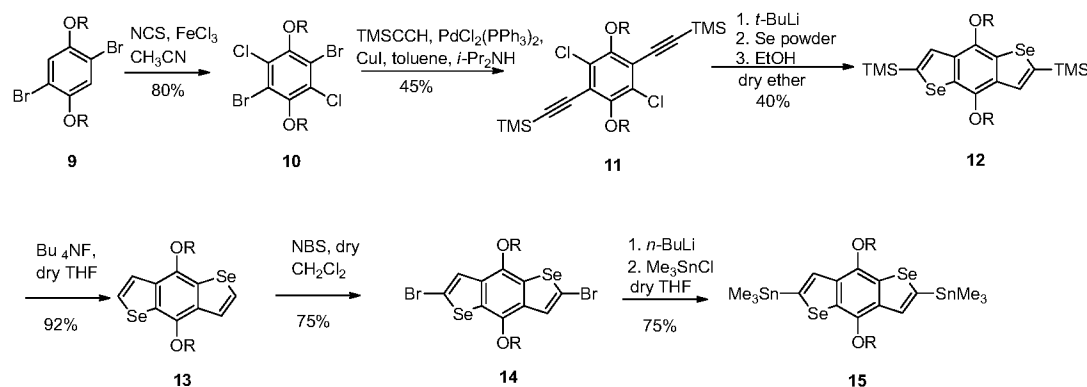
R=2-ethylhexyl

[0081] The convenient approach towards the synthesis of 4,8-bis(alkoxy)benzo[1,2-*b*:4,5-*b'*]dithiophene (BDT) requires thiophene derivatives as key starting material (Yu *et al.* *Science* 1995, 270, 1789.; Brabec *et al.* *Adv. Funct. Mater.* 2001, 11, 15.; Shaheen *et al.* *Appl. Phys. Lett.* 2001, 78, 84.; Li *et al.* *Nat. Mater.* 2005, 4, 864.; Thompson *et al.* *Angew. Chem. Int. Edit.* 2008, 47, 58. Yu, G.; Heeger, A. J. *J. Appl. Phys.* 1995, 78, 4510). Since the availability of selenophene derivatives is limited, the synthetic approach where the central benzene is the starting material and the selenophene rings are constructed by intramolecular cyclization is followed. (Wang *et al.* *Appl. Phys. Lett.* 2008, 92, 33307.; Peet *et al.* *Nat. Mater.* 2007, 6, 497.; Muhlbacher *et al.* *Adv. Mater.* 2006, 18, 2884.; Zou *et al.* *J. Am. Chem. Soc.* 2010, 132, 5330.; Piliego *et al.* *J. Am. Chem. Soc.* 2010, 132, 7595).

[0082] To prepare 4,8-bis(alkoxy)benzo[1,2-*b*:4,5-*b'*]diselenophene (BDSe) the central benzene should bear the alkoxy group in the early stages of the synthetic approach as shown in Scheme 2. Thus, the starting material towards the synthesis of 4,8-bis(2-ethylhexyl)benzo[1,2-*b*:4,5-*b'*]diselenophene started from 1,4-dibromo-3,6-bis(2-ethylhexyl)benzene **9**. Compound **9** was chlorinated using *N*-chlorosuccinamide (NCS) in the presence of FeCl₃ as a catalyst to give 1,4-dibromo-

2,5-dichloro-3,6-bis(2-ethylhexyl)benzene **10** in a good yield (Liang *et al. J. Am. Chem. Soc.* 2009, 131, 56.; Liang *et al. J. Am. Chem. Soc.* 2009, 131, 7792.; Chen *et al. Nat. Photonics*. 2009, 3, 649.; Liang *et al. Adv. Mater.* 2010, 22, E135.; Liang *et al. Acc. Chem. Res.* 2010, 43, 1227). Reacting **10** with trimethylsilylacetylene by palladium-catalyzed Sonogashira coupling gave 1,4-dibromo-2,5-bis(2-trimethylsilylacetylene)-3,6-bis(2-ethylhexyl)benzene **11** in moderate yields (45%). Upon treatment of compound **11** with *t*-butyl lithium followed by the addition of elemental selenium then quenched by ethanol gave the desired BDSe nucleus **12** in moderate yield (40%). This cyclization took place by the intramolecular cyclization reaction between the acetylene and the selenide anion intermediate (Wang *et al. Appl. Phys. Lett.* 2008, 92, 33307.; Peet *et al. Nat. Mater.* 2007, 6, 497.; Muhlbacher *et al. Adv. Mater.* 2006, 18, 2884.; Zou *et al. J. Am. Chem. Soc.* 2010, 132, 5330.; Piliego *et al. J. Am. Chem. Soc.* 2010, 132, 7595). The ^1H NMR of **12** showed the appearance of selenophene proton that resonates at 7.88 ppm as the only singlet in the aromatic region. Compound **12** was desilylated by the treatment with tetrabutylammonium fluoride to give **13** in excellent yields (92%). Treatment of **13** with *n*- or *t*-butyl lithium yielded no apparent reaction even at extended times. To reach the desired monomer, **13** was preferably first brominated with NBS to yield **14**, which would readily under lithium-halogen exchange with *n*-butyl lithium. Quenching with SnMe_3Cl yielded the target **15**. Polymerization of the monomers via Pd-catalyzed Stille polycondensation afforded polymers PSeB1 and PSeB2 in good yield.

[0083] Scheme 2



R=2-ethylhexyl

[0084] The number averaged molecular weight and the weight averaged molecular weight was characterized by gel permeation chromatography to be 9.2

kg/mol and 15.4 kg/mol with a polydispersity of 1.68 and 2.68, respectively. Thermal gravimetric analysis (TGA) indicates that the polymer is stable up to 200 °C. The presumption about the polymer bandgap was verified by the electronic absorption spectra. The UV-Vis spectra of PSeB1 and PSeB2 in a chloroform solution showed an absorption maximum at 703 and 707 nm, respectively (PTB1 ~692 nm). The solid polymer film absorption slightly red shifted to 713 nm for both polymers. Estimated from the spectrum onset, an optical band gap of 1.60 eV was obtained. The electrochemical behavior of PSeB1 thin film on a glassy carbon electrode is investigated by using cyclic voltammetry. As is shown in Figure 1b, quasi-reversible characteristics are observed for the reduction and oxidation of both materials. The energy levels of frontier molecular orbitals can be deduced from the onset point using the equation of $E_{\text{LUMO}} = -(4.71 + E_{\text{red}})$, $E_{\text{HOMO}} = -(4.71 + E_{\text{ox}})$. The calculated LUMO and HOMO energy levels for PSeB1 are -3.27 eV and -5.05 eV, respectively, while those for PSeB2 are -3.26 eV and -5.04 eV, respectively. A band gap of 1.78 eV was obtained thereof for both polymers.

[0085] BHJ polymer solar cells are made with the device structures of ITO/PEDOT:PSS/polymer:fullerenes/Ca/Al. The active layer was spun-casted by using the weight ratio of 1:1 and 1:1.2 for polymer to PC₆₁BM and PC₇₁BM respectively. Film thickness is in the range of 100 ~ 110 nm.

[0086] Figure 2 shows the plot of the photo current density vs voltage recorded under 1.5 G irradiation at different solvent processing conditions for PSeB1. The corresponding physical parameters are collected in Table 2. The blend films of PSeB1/PC₆₁BM prepared from the solvent of chlorobenzene (CB) and *o*-dichlorobenzene (DCB) are investigated. Both of the V_{oc} and J_{sc} obtained using CB are much higher than that obtained with DCB, indicating CB is a better solvent for this system. Addition of 1,8-diiodooctane (DIO, 2% v/v) into CB and DCB effectively enhanced the fill factor (FF) from ~41% to ~54% and leads to a high PCE of 5.33% (Entry 4). DIO does not have obvious effects on changing the V_{oc} (Entry 3, 4: 626 to 624 mV) and the J_{sc} (15.21 to 15.89 mA/cm²). It is worth of noting that the J_{sc} of 15.89 mA/cm² is clearly among the best of the polymer solar cells. Since PC₇₁BM has better absorption in the visible region while maintaining similar electronic properties as PC₆₁BM, the active layer was prepared by using the weight ration of PSeB1:PC₇₁BM at 1:1.2. The film thickness is also around 100~110 nm. A

surprisingly high J_{sc} of 16.77 mA/cm² was obtained. The device has a V_{oc} of 618 mV, a FF of 55%, and a PCE of 5.70%.

[0087] **Table 2.** Solar cell parameters of devices with PSeB1 and PSeB2.

Entry	Solvent	V_{oc} (mV)	J_{sc} (mA/cm ²)	FF	PCE (%)
1 ^a	DCB	483	11.34	0.41	2.25
2 ^a	DCB/DIO	521	11.9	0.53	3.26
3 ^a	CB	626	15.21	0.43	4.11
4 ^a	CB/DIO	624	15.89	0.54	5.33
5 ^b	CB/DIO	618	16.77	0.55	5.70
6 ^c	CB/DIO	621	15.7	0.67	6.56
7 ^c	DCB/DIO	628	13.3	0.58	4.82

^a 1:1 PSeB1/PC₆₁BM. ^b 1:1.2 PSeB1/PC₇₁BM. ^c 1:1.2 PSeB2/PC₇₁BM.

[0088] Similarly to PSeB1, BHJ solar cells with PSeB2 cast in CB had superior performance compared to those from DCB. Using DCB with DIO as an additive led to a V_{oc} of 628 mV, a J_{sc} of 13.3 mA/cm², a FF of 58%, and a PCE of 4.82%. When DCB was replaced with CB, J_{sc} increased to 15.7 mA/cm², similar to the increase found in PSeB1. However, the FF increased to 67%, while the V_{oc} remained relatively unchanged. This is in stark contrast with PSeB1, which exhibited an increase in V_{oc} and J_{sc} with a static FF when switching from DCB to CB. Under these optimum conditions PSeB2 provided a PCE of 6.56%, which is considerably higher than the 5.70% exhibited by PSeB1.

[0089] The EQE for both PSeB1 and PSeB2 under optimized conditions was measured and found to be nearly identical (Figure 2b). Both span a wide range of wavelengths (350 – 800 nm) with a maximum at 645 nm. The maximum EQE for both polymers is 63% and 61% for PSeB1 and PSeB2, respectively. The trace for PSeB2 is slightly red-shifted compared to that of PSeB1, which is due to PSeB2's absorbance being red-shifted (Figure 1). This enables PSeB2 to harvest a broader span of energy compared to PSeB1.

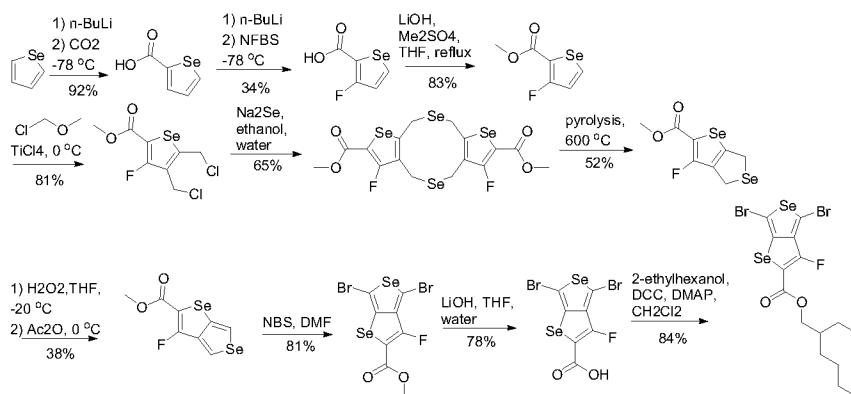
[0090] Transmission electron microscopy (TEM) was performed to study the blend films. The PSeB1/PC₇₁BM film cast from CB without the DIO additive exhibited a coarse morphology, indicating the formation of large separate domains of aggregated polymer and fullerene. PSeB1/PC₇₁BM films cast from CB/DIO exhibited uniform and fine features, indicating nanoscale phase separation and results with an effective donor-acceptor interaction. This characteristic feature facilitates the charge

separation. The hole mobility of PSeB1 was determined by using space charge limited current (SCLC) method, which was found to be $\sim 2.9 \times 10^{-4} \text{ cm}^2/\text{V}\cdot\text{s}$. This value falls in the same level of previously described PTB polymers and is sufficient to form balanced carrier mobility in the blend and lead to a high fill factor. The PSeB2/PC₇₁BM films cast from CB/DIO show a surprisingly coarse morphology, despite being structurally similar to PSeB1. Indeed, its morphology is closer to that of the PSeB1/PC₇₁BM film cast from CB without the DIO additive. However, the PSeB2/PC₇₁BM films cast from CB/DIO exhibit an extremely high PCE, which is in stark contrast to observations of the thiophene PTB series of polymers.

[0091] In the present invention, semiconducting polymers, polyselenopheno[3,4-b]selenophene-co-benzodithiophene (PSeB1) and polyselenopheno[3,4-b]selenophene-co-benzodiselenophene (PSeB2), were synthesized. The photovoltaic study indicates that the PSeB2 is a very promising material for the applications as BHJ solar cells. An excellent PCE of 6.56% was achieved when blended with PC₇₁BM. However, AFM studies revealed a poor film morphology, indicating that even higher PCE's are possible with this polymer.

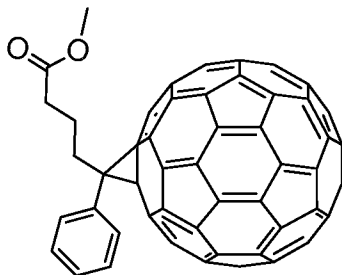
[0092] In this disclosure, selenoselenophene monomers were selectively fluorinated to enhance PCE. This system uses fluorine substitution to enhance PCE. It has been shown that fluorination of the thienothiophene has an effect on PCE. Synthesis of fluorinated selenophene polymers is shown in Scheme 3.

[0093] Scheme 3



[0094] The present invention also includes compositions of the semiconducting polymers and electron accepting materials including, but not limited to, Buckminsterfullerene ("fullerene") derivatives. Any electron accepting fullerene can be used with the semiconducting polymers described herein. Such fullerenes can be from C₆₀ to C₉₀. In preferred embodiments the fullerene can be C₆₁, C₇₁,

C81, or C91. The fullerene can be [6,6]-phenyl-C61-butyric acid methyl ester (PC61BM), having the following formula:



The polymer and fullerene can blend as a mixture. In one embodiment, the conjugates can be joined with the fullerenes as shown below.

[0095] One embodiment of the present disclosure includes the use of the semiconducting polymers and the conjugates described herein in devices such as a solar cell, an optical device, an electroluminescent device, a photovoltaic cell, semiconducting cell, or photodiode. Another embodiment of the present disclosure includes the use of the conjugates of the semiconducting polymers described herein in a solar cell, an optical device, an electroluminescent device, a photovoltaic cell, semiconducting cell, photodiode or polymeric field effect transistors.

[0096] A method of incorporating the semiconducting polymers described herein onto a substrate comprises dissolving one or more of the polymers described herein with a fullerene derivative in a solvent and applying the resulting composite onto a substrate.

[0097] The one or more of the polymers can be co-dissolved with a fullerene derivative in, for example, 1,2-dichlorobenzene, chlorobenzene, chloroform, or toluene. Polymers can be in concentrations in a range of about 5 to about 20 mg/mL or any combination or subcombination therein.

[0098] The polymer/fullerene composite can then be applied onto a substrate. Suitable substrates such as Indium Tin Oxide (ITO)-coated glass that are known in the art can be used. The composite can be applied onto the substrate using any variety of processes suitable for layer application or casting. Spin casting can be used to apply a thin layer or film of the composite blend onto a substrate. The layer of composite blend can be from about 80 nm to about 150 nm thick. Layer thickness

will vary depending on the application of the composite blend and the substrate.

Therefore, provided herein is a photovoltaic film comprising a semiconducting polymer as described herein with a fullerene derivative.

[0099] Semiconducting polymers described herein can have alternating tetrathienoanthracene and thieno[3,4-b]thiophene units. The physical properties of these polymers can be finely tuned for photovoltaic application. The HOMO energy levels of the polymer can be lowered by substituting alkoxy side chains to the less electron donating alkyl chains or introducing electron withdrawing fluorine into the polymer backbone, leading to an increase in Voc for polymer solar cells. The side chains and substitute groups also affect the polymers' absorption and hole mobility, as well as the miscibility with fullerene, all influencing polymer solar cell performances. Films prepared from mixed solvent exhibit a finely distributed polymer/fullerene interpenetrating network and significantly enhanced solar cell conversion efficiency. A power conversion efficiency over 5.6% can be achieved in solar cells based on fluorinated PTAT-3/PC₆₁BM composite films prepared from mixed solvents.

[00100] Throughout this specification, various indications have been given as to preferred and alternative embodiments of the invention. However, it should be understood that the invention is not limited to any one of these. It is therefore intended that the foregoing detailed description be regarded as illustrative rather than limiting, and that it be understood that it is the appended claims, including all equivalents, that are intended to define the spirit and scope of this invention.

[00101] Examples

[00102] **Dimer (2).** Selenium metal (1.65 g, 21.0 mmol) was suspended into a solution of sodium hydroxide (1.93 g, 48.3 mmol) in 60 mL of water. Sodium borohydride (1.79 g, 48.3 mmol) was dissolved in 20 mL of water and added slowly to the selenium suspension under nitrogen atmosphere. The reaction was exothermic with vigorous evolution of hydrogen gas. The resulted mixture was further stirred for 4 hours at room temperature. The colorless solution of sodium selenide was added dropwise into a solution of methyl 2,3-bis(chloromethyl)selenophene-5-carboxylate **1** (5.00 g, 17.4 mmol) in 200 mL degassed ethanol. After the addition completed the resulted mixture was further stirred for 2 hours. The solvent was removed and the solid residue was stirred with 100 mL of water for 30 minutes. Then the mixture was filtered to give **2** (3.76 g, 73%)

pure enough for the next step. A pure sample was obtained by recrystallization from pyridine/water. ^1H NMR (CDCl_3): δ 3.27 (4H, s), 3.78 (4H, s), 3.85 (6H, s), 8.05 (2H, s). MS (EI): Calculated, 591.8; found $[\text{M}+1]^+$, 592.8.

[00103] Methyl 4,6-Dihydroseleno[3,4-b]selenophene-2-carboxylate (3): A Pyrex tube closed at one end (40 cm long and 2 cm in diameter) was used for pyrolysis. A sample of **2** (0.25 g, 0.425 mmol) was placed in the closed end of the tube. The open end was connected to a vacuum system. The closed end with the sample was placed into an electric furnace (preheated at $\sim 600^\circ\text{C}$). The pyrolysis immediately (*ca.* 2 minutes) occurred and compound **3** condensed on the cold part of the glass tube (outside the furnace). The organic products were dissolved in CH_2Cl_2 , concentrated and chromatographed on silica gel using CH_2Cl_2 / hexane = 1 : 1 yielded the pure **3** as yellow solid 0.14 g (56 %). ^1H NMR (CDCl_3): δ 3.85 (3H, s), 4.08 (2H, m), 4.29 (2H, m), 7.73 (1H, s). MS (EI): Calculated, 295.9; found $[\text{M}+1]^+$, 296.7.

[00104] Methyl seleno[3,4-b]selenophene-2-carboxylate (4): To a solution of 0.90 g (3.06 mmol) of **3** in 7 mL dry THF cooled at -20°C was added a solution of 0.62 g (5.3 mmol) 30% H_2O_2 in 3 mL dry THF dropwise with stirring. After stirring overnight at -20°C , the colorless solid was filtered off giving 0.66 g of the selenoxide. The filtrate was concentrated *in vacuo* and filtered to give an additional 0.12 g of the selenoxide, (81%). The selenoxide was treated with cold Ac_2O (15 mL), whereupon a spontaneous exothermic reaction took place and the solution became very dark. After stirring at room temperature for 1 hour, the Ac_2O was hydrolyzed with water, the mixture was extracted with CH_2Cl_2 and the organic extracts were washed carefully with cold saturated NaHCO_3 and water, dried over MgSO_4 and concentrated. Column chromatography on silica gel using CH_2Cl_2 gave 0.55 g of **4** (62 %). ^1H NMR (CDCl_3): δ 3.90 (3H, s), 7.83 (1H, s), 7.95 (1H, dd, $J=2.3, 0.85$ Hz), 8.44 (1H, d, $J=2.4$ Hz). MS (EI): Calculated, 293.9; found $[\text{M}+1]^+$, 294.9.

[00105] Methyl 4,6-dibromoseleno[3,4-b]selenophene-2-carboxylate (5): To a solution of 0.34 g (6.0 mmol) of **4** in 3 mL DMF was added dropwise a solution of NBS (0.52 g, 15.0 mmol) in 3 mL DMF under nitrogen protection at dark and stirred for 24 hours. The reaction mixture was poured into saturated sodium sulfite solution at ice-water bath, and extracted with dichloromethane. The organic phase was collected and dried by sodium sulfate. Removal of the solvent, and column purification on silica gel using dichloromethane/hexane (1:1) yielded the title

compound **5** as light yellow solid 0.42 g (80%). ^1H NMR (CDCl_3): δ 3.90 (3H, s), 7.75 (1H, s). MS (EI): Calculated, 449.7; found $[\text{M}+1]^+$, 450.7.

[00106] 4,6-dibromoseleno[3,4-b]selenophene-2-carboxylic acid (6): To a solution of 0.41 g (0.91 mmol) of **5** in 15 mL THF was added a solution of $\text{LiOH}\cdot\text{H}_2\text{O}$ (0.12 g, 2.86 mmol) in 3 mL H_2O . The resulted mixture was stirred at room temperature under N_2 for 4 hours then poured into ice H_2O followed by acidification in 1 N HCl solution. The yellow solid was filtered, washed with cold water then dried to give 0.34 g of **6** (85%). ^1H NMR (DMSO): δ 7.65 (1H, s), 13.80 (1H, s). MS (EI): Calculated, 435.7; found $[\text{M}-1]^+$, 434.7.

[00107] 2-Ethylhexyl 4,6-dibromoseleno[3,4-b]selenophene-2-carboxylate (7): 0.34 g (0.78 mmol) of **6**, 0.21 g (1.02 mmol) DCC, 20 mg (0.16 mmol) DMAP were added to a 10 mL round bottom flask with 5 mL CH_2Cl_2 . 0.75 g (10.0 mmol) of 2-ethylhexan-1-ol was added to the flask and then kept stirring for 20 hours under N_2 protection. The reaction mixture was poured to 30 mL water and extracted with CH_2Cl_2 . The reaction mixture was directly chromatographed on silica gel using hexane/ CH_2Cl_2 = 5:1 yielded the pure title compound as light yellow solid 0.37 g (88 %). ^1H NMR (CDCl_3): δ 0.90-0.96 (6H, m), 1.32-1.46 (8H, m), 1.66-1.75 (1H, m), 4.22 (2H, m), 7.75 (1H, s). MS (EI): Calculated, 547.8; found $[\text{M}+2]^+$, 549.8.

[00108] Synthesis of PSeB1.

[00109] 2-Ethylhexyl 4,6-dibromoseleno[3,4-b]selenophene-2-carboxylate (7) (0.238 mg, 0.432 mmol) was weighed into a 25 mL round-bottom flask. 2,6-Bis(trimethyltin)-4,8-bis(2-ethylhexyloxy)benzo[1,2-*b*:4,5-*b'*]dithiophene (**8**) (334 mg, 0.432 mmol) and $\text{Pd}(\text{PPh}_3)_4$ (30 mg) were added. The flask was subjected to three successive cycles of vacuum followed by refilling with argon. Then, anhydrous DMF (2 mL) and anhydrous toluene (8 mL) were added via a syringe. The polymerization was carried out at 120 °C for 12 hours under nitrogen protection. The raw product was precipitated into methanol and collected by filtration. The precipitate was dissolved in chloroform and filtered with Celite to remove the metal catalyst. The final polymers were obtained by precipitating in hexanes and drying in vacuum for 12 h, yielding 325 mg (92%). ^1H NMR (CDCl_3): δ 0.80-2.40 (45H, br), 3.90-4.70 (6H, br), 7.00-7.90 (2H, br). GPC: M_w (15×10^3 g/mol), PDI (1.68).

[00110] 2,5-Dibromo-3,6-dichloro-1,4-diethylhexyloxybenzene (10).

[00111] To a mixture of 2,5-dibromo-1,4-diethylhexyloxybenzene) (8.60 gm, 17.4 mmol) in CH_3CN (10 mL) was added NCS (7.00 gm, 52.2 mmol) and

anhydrous FeCl_3 (0.85 gm, 5.22 mmol). (Z. N. Bao, *et al.* 1995, *J. Am. Chem. Soc.*, 117, 12426.) The resulted mixture was heated at 55 °C and stirred overnight. The reaction mixture was treated with H_2O (100 mL) then extracted with hexane (2x100 mL). The combined organic extracts were dried over anhydrous MgSO_4 and concentrated in vacuo to give an oily residue which was purified by column chromatography (hexane: CH_2Cl_2 , 95:5) to give a colorless oil (7.8 gm, 80%). ^1H NMR(CDCl_3): δ 3.87 (m, 4H), 1.81 (m, 2H), 1.31-1.64 (m, 12H), 0.97 (t, J = 7.5 Hz, 6H), 0.92 (t, J = 7.5 Hz, 6H). MS (EI): Calculated. 561.2; found $[\text{M}+\text{I}]^+$, 562.2.

[00112] 2,5-Dichloro-3,6-bis(2-trimethylsilylethynyl)-1,4-

diethylhexyloxybenzene (11). Trimethylsilylacetylene (3.1 mL, 21.43 mmol), $\text{PdCl}_2(\text{PPh}_3)_2$ (400 mg, 0.6 mmol), and CuI (235 mg, 0.79 mmol) were added successively to a deaerated solution of 2,5-dibromo-3,6-dichloro-1,4-diethylhexyloxybenzene (**10**) (4.00 g, 7.14 mmol) in diisopropylamine (25 mL) and toluene (55 mL). The resulting mixture was refluxed for 48 hours, then diluted with water (150 mL), and extracted with hexane (2x80 mL). The extract was washed with water (2x80 mL) and dried (MgSO_4). Evaporation of the solvent gave an oily residue, which was purified by column chromatography (hexane: CH_2Cl_2 , 98:2) to give an orange-red solid (1.90 gm, 45%). ^1H -NMR(CDCl_3): δ 3.87 (m, 4H), 1.81 (m, 2H), 1.31-1.64 (m, 12H), 0.97 (t, J = 7.5 Hz, 6H), 0.92 (t, J = 7.5 Hz, 6H). MS (EI): Calculated. 595.8; found $[\text{M}+\text{I}]^+$, 596.8.

[00113] 2,6-Bis(trimethylsilyl)-4,8-bis(2-ethylhexyloxy)benzo[1,2-*b*:4,5-*b'*]diselenophene (12).

[00114] To a solution of **11** (1.0 g, 1.67 mmol) in ether (20 mL) at -78 °C was added a pentane solution of *t*BuLi (1.7 M, 4.0 mL, 7.5 mmol). The resulting mixture was stirred at the same temperature for 30 minutes and then gradually warmed to room temperature. Selenium powder (0.27 g, 3.34 mmol) was then added in one portion, and the resulting mixture was stirred for 30 minutes. After addition of ethanol (30 mL), the mixture was further stirred for 2 h and water was added (50 mL) then extracted with chloroform (3x30 mL). The extract was dried over MgSO_4 (anhydrous), and concentrated in vacuo. The residue was purified by column chromatography on silica gel (hexane: CH_2Cl_2 , 98:2) to give colorless microcrystals (0.45 g, 40%): ^1H -NMR(CDCl_3): δ 7.88 (s, 2H), 4.12 (d, J = 5.3 Hz, 4H), 1.78 (m,

2H), 1.35-1.70 (m, 12H), 1.03 (t, $J = 7.4$ Hz, 6H), 0.94 (t, $J = 6.9$ Hz, 6H), 0.38 (s, 18H). MS (EI) Calculated. 684.9 found $[M+1]^+$ 685.9.

[00115] 4,8-bis(2-ethylhexyloxy)benzo[1,2-*b*:4,5-*b'*]diselenophene (13).

[00116] To a solution of 2,6-bis(trimethylsilyl)-4,8-bis(2-ethylhexyloxy)benzo[1,2-*b*:4,5-*b'*]diselenophene (**11**) (0.29 g, 0.423 mmol) in THF (10 mL) was added 1.3 mL of tetrabutylammonium fluoride (1 M solution in THF). The resulted solution was stirred for 3 hours at room temperature water was added (40 mL) then extracted with chloroform (2x40 mL). The extract was dried over $MgSO_4$ (anhydrous), and concentrated in vacuo. The residue was purified by column chromatography on silica gel (hexane:CH₂Cl₂, 98:2) to give yellow oil (0.21 g, 92%). ¹H-NMR(CDCl₃): δ 7.90 (d, $J = 5.9$ Hz, 2H), 7.73 (d, $J = 5.9$ Hz, 2H), 4.12 (d, $J = 5.5$ Hz, 4H), 1.80 (m, 2H), 1.35-1.70 (m, 12H), 1.03 (t, $J = 4.9$ Hz, 6H), 0.94 (t, $J = 4.8$ Hz, 6H). MS (EI) Calculated. 540.5 found $[M+1]^+$ 541.5.

[00117] 2,6-Dibromo-4,8-bis(2-ethylhexyloxy)benzo[1,2-*b*:4,5-*b'*]diselenophene (14).

[00118] Compound **13** (1.08 g, 2.0 mmol) was dissolved in dry CH₂Cl₂ (35 mL) under N₂ and protected from light. NBS (0.906 g, 5.09 mmol) was added in one portion and the mixture stirred for one hour or until TLC indicated complete reaction. The mixture was diluted with hexanes, washed with H₂O and brine. The organic layer was dried and the solvent evaporated. The residue was eluted through a column with hexanes to yield pure **5** as an orange oil (1.05 g, 75%). ¹H-NMR(CDCl₃): δ 7.68 (s, 2H), 4.07, (d, $J = 5.5$ Hz, 4H), 1.80 (m, 2H), 1.35-1.70 (m, 12H), 1.03 (t, $J = 4.9$ Hz, 6H), 0.94 (t, $J = 4.8$ Hz, 6H). MS (EI) Calculated. 698.3 found $[M+1]^+$ 699.3.

[00119] 2,6-Bis(trimethyltin)-4,8-bis(2-ethylhexyloxy)benzo[1,2-*b*:4,5-*b'*]diselenophene (15).

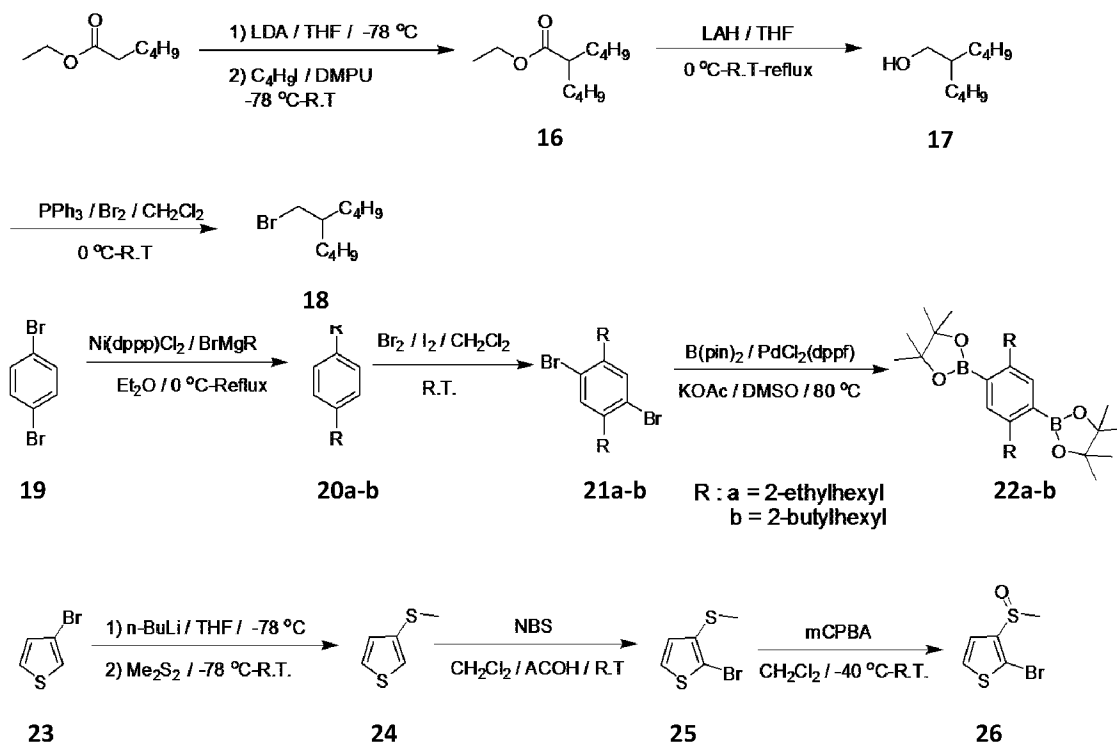
[00120] Compound **14** (0.8 g, 1.14 mmol) was dissolved in freshly distilled THF (30 mL) under N₂ and protected from light. The solution was cooled to -78 °C and 2.5 M n-BuLi (1.14 mL) in hexanes was added dropwise. After stirring for 15 minutes, the mixture was allowed to slowly warm to room temperature, during which time the solution became cloudy. To this was added 1 M SnMe₃Cl (1.075 mL) in hexanes dropwise and allowed to stir at room temperature for 12 hours. The mixture was poured into H₂O and extracted with hexanes. The organic layer was extracted three times with H₂O, dried to give an orange oil which slowly crystallized. The residue

was recrystallized from isopropanol to yield the target monomer as slightly orange needles (0.74 g, 75%). $^1\text{H-NMR}$ (CDCl_3): δ 7.86 (s, 2H), 4.12 (d, J = 5.5 Hz, 4H), 1.80 (m, 2H), 1.35-1.70 (m, 12H), 1.03 (t, J = 4.9 Hz, 6H), 0.94 (t, J = 4.8 Hz, 6H), 0.44 (s, 12H). MS (EI) Calculated. 866.1 found $[\text{M}+1]^+$ 866.2

[00121] Synthesis of PSeB2.

[00122] Compound **7** (0.095 g, 0.173 mmol) was weighed into a dry 10 mL round-bottom flask. Compound **15** (0.15 g, 0.173 mmol) and $\text{Pd}(\text{PPh}_3)_4$ (0.012 g, 0.0103 mmol) were added. The flask was subjected to three successive cycles of vacuum followed by refilling with argon. Then, anhydrous DMF (1 mL) and anhydrous toluene (3 mL) were added via a syringe. The polymerization was carried out at 120 °C for 12 hours under argon protection. The raw product was precipitated into methanol and collected by filtration. The precipitate was dissolved in chloroform and filtered with Celite to remove the metal catalyst. The final polymers were obtained by precipitating in hexanes and drying in vacuum for 12 hours, yielding 0.11 g (45%). $^1\text{H-NMR}$ (CDCl_3): δ 7.90-7.00 (2H, br), 4.70-3.90 (6H, br), 2.40-0.80 (45H, br). GPC: M_w (41×10^3 g/mol), PDI (2.68).

[00123] **Scheme 4.** Synthetic route for compounds **20a-b** and **26**.



[00124] Ethyl 2-butyloctanoate (**16**)

[00125] Diisopropylamine (45.5g, 450 mmol) was dissolved in anhydrous THF 150 mL and cooled to -40 °C in an acetonitrile/dry ice bath under nitrogen protection. 2.5M n-butyllithium (n-BuLi)/hexane solution (126 mL, 315 mmol) was added with stirring. After the addition, the mixture was kept in the ice water bath for 30 minutes, cooled down to -78 °C in an acetone/dry ice bath, and ethylhexanoate (43.3g, 300 mmol) was added dropwise. The reaction mixture was stirred at the same temperature for 1 hour and then, iodobutane (60.7 g, 330 mmol) in 1,3-Dimethyl-3,4,5,6-tetrahydro-2(1H)-pyrimidinone (*DMPU*) (11.5 g, 90 mmol) was added dropwise. The resulting solution was warmed to -40 °C, stirred for 2 hours, and kept at room temperature overnight. The reaction mixture was quenched with a saturated NH_4Cl aqueous solution, and concentrated via rotary evaporation. Into the flask, 200 mL of Et_2O and 200 mL of water were added. After acidification of the mixture using a 2N HCl aqueous solution, the organic layer was separated, washed with 10 % (v/v) HCl aqueous solution (150 mL \times 2), and concentrated via rotary evaporation. The resulting crude yellow oil was purified via vacuum distillation. The compound 16 was collected as colorless oil (45.0 g, 75 %). ^1H NMR (CDCl_3): δ 0.86-0.90 (6H, m), 1.07-1.62 (12H, m), 1.25 (3H, t), 2.27-2.32 (1H, m), 4.12 (2H, q). MS (EI): calcd, 200.3; found $\text{M}+\text{H}^+$, 201.2.

[00126] 2-Butylhexanol (17)

[00127] Compound 16 (54.1 g, 270 mmol) was dissolved in anhydrous THF (450 mL) and cooled in an ice/water bath under nitrogen protection. Lithium aluminum hydride (LAH) (15.3 g, 404 mmol) was added into the reaction flask in small portions. The temperature of the reaction solution was increased to room temperature and then refluxed overnight. The reaction mixture was cooled down to room temperature and poured very slowly into the ice/water solution. The solution was acidified using a 2N HCl aqueous solution, extracted with Et_2O (150 mL \times 3), and then concentrated via rotary evaporation. The resulting crude oil was purified via vacuum distillation. The compound 17 was collected as colorless oil (32.6 g, 76.2 %). ^1H NMR (CDCl_3): δ 0.87-0.92 (6H, m), 1.17-1.42 (12H, m), 1.40-1.50 (1H, m), 3.53 (2H, d). MS (EI): calcd, 158.3; found $\text{M}+\text{H}^+$, 159.2.

[00128] 2-Butylhexylbromide (18)

[00129] Bromine (61.4 g, 384 mmol) was added into a solution of triphenylphosphine (100.7 g, 384 mmol) and 450 mL dichloromethane at room

temperature under argon protection. Then 2-butylhexanol (60.8 g, 384 mmol) was added dropwise via additional funnel over 50 minutes, the reaction solution was kept to stir at room temperature overnight. Dichloromethane was evaporated, and the concentrate filtered with pentane wash. The filtrate was concentrated via rotary evaporation and the resulting crude yellow oil was purified via vacuum distillation. The title compound was collected as colorless oil (70.8 g, 83.3 %). ^1H NMR (CDCl_3): δ 0.89-0.92 (6H, m), 1.21-1.45 (12H, m), 1.54-1.67 (1H, m), 3.45 (2H, d).

[00130] 1,4-Di-2-ethylhexylbenzene (20a)

[00131] A 500 ml two-necked flask equipped with a reflux condenser attached to a nitrogen gas inlet was charged with 10.1 g (0.422 mol) of magnesium turnings. After heating the reaction mixture for 3 minutes under vacuum and cooling it to room temperature, 200 mL of dry Et_2O was filled and then 54.3 g (0.281 mol) of 2-ethylhexyl bromide in 50 mL dry ether was added dropwise. The solution was refluxed for 3 hours and cooled to room temperature. The prepared 2-ethylhexylmagnesium bromide solution was added dropwise, over 1 h, to an ice-cooled and stirring mixture of 1,4-dibromobenzene (24.5 g, 0.104 mol) and $\text{Ni}(\text{dppp})\text{Cl}_2$ (0.564g, 1.04 mmol) in dry ether (300 mL). The cooling bath was removed and the temperature was increased to room temperature. The reaction solution was then refluxed overnight, cooled to 0 °C and carefully quenched with water (50 mL), followed by 2N HCl (300 mL). After separation of the organic layer, the organic layer was washed with water (300 mL) two times and dried with anhydrous sodium sulfate and evaporated in vacuo. Column chromatography (silica gel, hexane) yielded the pure compound **20a** (18.2 g, 58%). ^1H NMR (CDCl_3): δ 0.84-0.92 (12H, m), 1.25-1.35 (16H, m), 1.50-1.58 (2H, m), 2.50 (4H, d), 7.04 (4H, s). MS (EI): calcd, 302.5; found M^+ , 302.3.

[00132] 1,4-Di-2-butylhexylbenzene (20b) was synthesized according to the same procedure as **20a** with 1,4-dibromobenzene (24 g, 0.102 mol) and 2-butylhexylbromide (54.1 g, 0.245 mol). (18.3 g, 50%) ^1H NMR (CDCl_3): δ 0.84-0.92 (12H, m), 1.23-1.34 (24H, m), 1.54-1.65 (2H, m), 2.49 (4H, d), 7.03 (4H, s). MS (EI): calcd, 358.6; found M^+ , 358.2.

[00133] 1,4-Dibromo-2,5-bis(2-ethylhexyl)benzene (21a)

[00134] Catalytic iodine was added to a concentrated CH_2Cl_2 solution of **20a** (17.9 g, 59.3 mmol). After wrapping the entire flask in aluminum foil to exclude light, bromine (47.4 g, 0.297 mol) was added dropwise. The reaction was stirred for 1 day

and 200 mL of CH_2Cl_2 was added. The excess bromine was quenched with aqueous sodium bisulfite and the organic part was separated. The organic part was washed with aqueous sodium bicarbonate and dried with anhydrous sodium sulfate. Removal of the solvent and column purification on silica gel using hexane yielded the target product (26.2 g, 96%). ^1H NMR (CDCl_3): δ 0.81-0.91 (12H, m), 1.23-1.35 (16H, m), 1.64-1.75 (2H, m), 2.57 (4H, d), 7.31 (4H, s). MS (EI): calcd, 460.3; found M^+ , 460.0.

[00135] 1,4-Dibromo-2,5-bis(2-butylhexyl)benzene (21b) was synthesized according to the same procedure as **21a** with **20b** (16.6 g, 46.3 mmol). (22.7 g, 95%) ^1H NMR (CDCl_3): δ 0.85-0.91 (12H, m), 1.21-1.31 (24H, m), 1.65-1.75 (2H, m), 2.57 (4H, d), 7.31 (4H, s). MS (EI): calcd, 516.4; found M^+ , 516.2.

[00136] 2,2'-(2,5-Bis(2-ethylhexyl)-1,4-phenylene)bis(4,4,5,5-tetramethyl-1,3,2-dioxaborolane) (22a).

[00137] A flask charged with **21a** (26.1 g, 56.8 mmol), bis(pinacolato)-diboron (34.5 g, 0.136 mol), $\text{PdCl}_2(\text{dppf})$ (2.5 g, 6 mol %), and potassium acetate (33.4 g, 0.341 mol) in 250 mL of DMSO was stirred at 80 °C overnight under a nitrogen atmosphere. After cooling, the solution was concentrated under vacuum, diluted with 150 mL of CH_2Cl_2 , washed with water and brine, dried (anhydrous Na_2SO_4), and the solvent was evaporated. The crude product was purified through column chromatography (silica gel, hexane/EtOAc=20/1). (9.4 g, 30%). ^1H NMR (CDCl_3): δ 0.86-0.90 (12H, m), 1.15-1.31 (16H, m), 1.33 (24H, s), 1.49-1.57 (2H, m), 2.77 (4H, d), 7.48 (4H, s). MS (EI): calcd, 554.5; found M^+ , 554.9.

[00138] 2,2'-(2,5-Bis(2-butylhexyl)-1,4-phenylene)bis(4,4,5,5-tetramethyl-1,3,2-dioxaborolane) (22b) was synthesized according to the same procedure as **22a** with **21b** (10.4 g, 20.2 mmol). (3.1 g, 25%) ^1H NMR (CDCl_3): δ 0.83-0.90 (12H, m), 1.17-1.33 (24H, m), 1.34 (24H, s), 1.67-1.78 (2H, m), 2.78 (4H, d), 7.48 (4H, s). MS (EI): calcd, 610.6; found M^+ , 610.9.

[00139] 3-Methylthiophene (24).

[00140] 3-Bromothiophene (8.7 g, 53.4 mmol) was dissolved in dry ether (200 mL) under an argon atmosphere, and the solution was cooled to -78°C . A solution of 2.5M n-BuLi in hexane (21.5 mL, 53.8 mmol) was added dropwise and the reaction mixture was stirred at -78°C for a further 20 minutes. Dimethyldisulfide (12.5 g, 0.133 mol) was then added dropwise and the reaction mixture stirred for 30 min before warming to room temperature. The mixture was then stirred overnight. The

reaction solution was quenched with saturated ammonium chloride solution. The separated organic phase was washed with water (2 × 150 mL) and dried. The solvent was removed via rotary evaporation and the resulting crude yellow oil was purified via vacuum distillation. (3.5 g, 50%) ¹H NMR (CDCl₃): δ 2.52 (3H, s), 6.97 (1H, q), 7.0 (1H, q), 7.32 (1H, q). MS (EI): calcd, 130.2; found M⁺, 129.8.

[00141] 2-Bromo-3-methylthiophene (25)

[00142] To a stirred solution of compound **24** (6.69 g, 51.34 mmol) in acetic acid (50 mL) and CH₂Cl₂ (50 mL) at 0 °C under nitrogen atmosphere, was added *N*-bromosuccinimide (NBS) (9.14 g, 51.34 mmol) portion wise. The resulting reaction mixture was allowed to warm to room temperature and stirred overnight. The solvent was evaporated under vacuum and then add CH₂Cl₂ (150 mL) and water (150 mL). The organic phase was separated and washed with water (2 × 150 mL). The organic extraction was dried with anhydrous sodium sulfate and evaporated in vacuo. Column chromatography (silica gel, hexane) yields the pure compound **25**. (5.37 g, 50%) ¹H NMR (CDCl₃): δ 2.43 (3H, s), 6.89 (1H, d), 7.25 (1H, d). MS (EI): calcd, 209.1; found M⁺, 209.9.

[00143] 2-Bromo-3-methylsulfinylthiophene (26)

[00144] To a solution of compound **25** (3.64 g, 17.4 mmol) in CH₂Cl₂ (100 mL) at -40 °C, was added 3-chloroperbenzoic acid (3 g, 17.4 mmol) in CH₂Cl₂ (50 mL) dropwise and the resulting solution was allowed to stir at room temperature overnight. The reaction mixture was washed with aqueous Na₂CO₃, dried with anhydrous sodium sulfate and evaporated in vacuum. Column chromatography (silica gel, hexane/EtOAc (1/2) yields the pure compound **26** (2.74 g, 70%). ¹H NMR (CDCl₃): δ 2.82 (3H, s), 7.35 (1H, d), 7.43 (1H, d). MS (EI): calcd, 225.1; found M⁺, 210.1= product-16).

[00145] 27a.

[00146] Compound **22a** (3.09 g, 5.57 mmol), Compound **26** (3.01 g, 13.4 mmol), 2M aqueous K₂CO₃ (11 g, 40 mL), and Pd(PPh₃)₄ (644 mg, 10 mol%) were mixed in Toluene/Ethanol (60/15 mL) under argon atmosphere. The mixture was heated at 110 °C for 24 hours, then cooled. The solution was concentrated in vacuum and CH₂Cl₂ (150 mL) and water (150 mL) were added. The organic layer was washed with water and brine, dried (anhydrous Na₂SO₄), and then the solvent was evaporated. The crude product was purified through column chromatography (silica gel, hexane/THF=10/1). (2.4 g, 73%). ¹H NMR (CDCl₃): δ 0.69-0.83 (12H, m),

1.11-1.26 (16H, m), 1.30-1.45 (2H, m), 2.40-2.64 (4H, m), 2.71 (2H, s), 2.81 (4H, s), 7.29 (2H, d), 7.50-7.60 (4H, m). MS (MALDI-TOF): calcd, 591.0; found M^+ , 587.3.

[00147] 27b.

[00148] Compound **22b** (1.75 g, 2.87 mmol), Compound **26** (1.55 g, 6.88 mmol), 2M aqueous NaOH (1.68 g, 21 mL), and Pd(PPh₃)₄ (332 mg, 10 mol%) were mixed in toluene/ethanol (34/10 mL) under argon atmosphere. The mixture was heated at 110 °C for 24 hours, then cooled. The solution was concentrated in vacuum and CH₂Cl₂ (100 mL) and water (100 mL) were added. The organic layer was washed with water and brine, dried (anhydrous Na₂SO₄), and then the solvent was evaporated. The crude product was purified through column chromatography (silica gel, hexane/THF=20/1). (1.2 g, 65%). ¹H NMR (CDCl₃): δ 0.71-0.85 (12H, m), 1.13-1.28 (24H, m), 1.40-1.53 (2H, m), 2.38-2.61 (4H, m), 2.69 (2H, s), 2.78 (4H, s), 7.31 (2H, d), 7.50-7.60 (4H, m). MS (MALDI-TOF): calcd, 647.1; found M^+ , 646.3.

[00149] 29a.

[00150] A flask was filled with compound **27a** (6.9 g, 11.7 mmol), phosphorus pentoxide (627 mg, 4.42 mmol), and trifluoromethanesulfonic acid (150 mL). The mixture was stirred for 3 days at room temperature and then poured into ice–water (1 L). The brown precipitate was collected by suction filtration and dried under vacuum. The crude compound was dissolved in pyridine (200 mL) and heated at 140 °C overnight. The reaction solution was cooled to room temperature, concentrated in vacuum and then, 150 mL of CH₂Cl₂ and 150 mL of 2N aqueous HCl was added. The extracted organic phase was washed with 2N aqueous HCl (3 × 150 mL), dried with anhydrous sodium sulfate and evaporated in vacuum. Column chromatography (silica gel, hexane) yields the pure compound **29a** (2.47 g, 40%). ¹H NMR (CDCl₃): δ 0.81-0.92 (12H, m), 1.20-1.59 (16H, m), 2.17-2.21 (2H, m), 3.21-3.31 (4H, m), 7.36 (2H, d), 7.56 (2H, d). MS (MALDI-TOF): calcd, 526.9; found M^+ , 527.0.

[00151] 29b was synthesized according to the same procedure as **29a** with **27b** (1.9 g, 2.93 mmol). (0.34 g, 20%) ¹H NMR (CDCl₃): δ 0.82-0.94 (12H, m), 1.20-1.61 (24H, m), 2.15-2.22 (2H, m), 3.19-3.30 (4H, m), 7.34 (2H, d), 7.53 (2H, d). MS (MALDI-TOF): calcd, 583.0; found M^+ , 583.2.

[00152] 30a

[00153] Compound **29a** (0.266 g, 0.505 mmol) was dissolved in 4 mL of CHCl₃. Bromine (0.052 mL, 1.01 mmol) solution in 0.5 mL of CHCl₃ was added dropwise to the reaction solution. The resulting mixture was stirred at room

temperature for 6 hours. The solution was poured into saturated sodium sulfite solution in an ice-water bath and extracted with dichloromethane. The organic extraction was dried with anhydrous sodium sulfate and evaporated in vacuo. Column chromatography on silica gel using hexane and dichloromethane mixed eluent yielded the compound **30a** (0.286 g, 83%). ^1H NMR (CDCl_3): δ 0.82 (6H, t), 0.82-0.89 (6H, t), 1.21-1.55 (16H, m), 2.10-2.13 (2H, m), 3.13 (4H, q), 7.35 (2H, s). MS (MALDI-TOF): calcd, 684.7; found M^+ , 685.6.

[00154] **30b** was synthesized according to the same procedure as **30a** with **29b** (0.33 g, 0.566 mmol). (0.31 g, 74%) ^1H NMR (CDCl_3): δ 0.79 (12H, t), 1.18-1.51 (24H, m), 2.12-2.22 (2H, m), 3.13 (4H, d), 7.36 (2H, s). MS (MALDI-TOF): calcd, 740.8; found M^+ , 741.6.

[00155] **31a**

[00156] Compound **30a** (0.3 g, 0.43 mmol) was dissolved in 10 mL of anhydrous THF and cooled to $-78\text{ }^\circ\text{C}$ in an acetone/dry ice bath under nitrogen protection. 2.5M n-BuLi/hexane solution (0.35 mL, 0.88 mmol) was added with stirring. After the addition the mixture was kept in the dry ice bath for 25 min, trimethyltin chloride solution (1.12 mL, 1.12 mmol, 1 M solution) was added dropwise, and the mixture was stirred at room temperature overnight. The mixture was quenched with 20 mL of water and extracted with diethyl ether. The organic phase was dried with anhydrous sodium sulfate and evaporated in vacuum. Recrystallization of the residue from CH_2Cl_2 and isopropanol yields the compound **31a** (0.22 g, 60%). ^1H NMR (CDCl_3): δ 0.49 (18H, s), 0.86-0.94 (12H, m), 1.25-1.61 (16H, m), 2.15-2.29 (2H, m), 3.23-3.32 (4H, m), 7.41 (2H, s).

[00157] **31b** was synthesized according to the same procedure as **31a** with **30b** (0.31 g, 0.42 mmol). (336 mg, 88%) ^1H NMR (CDCl_3): δ 0.46 (18H, s), 0.80 (12H, t), 1.18-1.50 (24H, m), 2.20-2.28 (2H, m), 3.26 (4H, d), 7.38 (2H, s).

[00158] **Synthesis of Polymers**

[00159] **PTDBD2**

[00160] 2-Butyloctyl 4,6-dibromothiopheno[3,4-*b*]thiophene-2-carboxylate (32.7 mg, 0.062 mmol) was weighed into a 10 mL round-bottom flask. **31b** (56.3 mg, 0.062 mmol) and $\text{Pd}(\text{PPh}_3)_4$ (3 mg) were added. The flask was subjected to five successive cycles of vacuum followed by refilling with argon. Then, anhydrous DMF (0.4 mL) and anhydrous toluene (1.6 mL) were added via a syringe. The polymerization was carried out at $120\text{ }^\circ\text{C}$ for 12 hours under nitrogen protection. The

raw product was precipitated into methanol and collected by filtration. The polymer was purified by Soxhlet extraction with hexane, methanol, chloroform and chlorobenzene. The resulting solid from chlorobenzene fraction was obtained after drying in vacuo overnight (30 mg, 50%). ^1H NMR ($\text{CDCl}_2\text{CDCl}_2$): δ 0.50-2.10 (61H, br), 2.50-2.90 (4H, br), 4.0-4.50 (2H, br), 7.20-7.70 (2H, br). GPC: M_w (108.6×10^3 g/mol), PDI (2.82).

[00161] PTDBD3 was synthesized according to a similar procedure as **PTDBD2** with respective monomers. The ^1H NMR and gel permeation chromatography (GPC) data of the polymers are listed below.

[00162] ^1H NMR ($\text{CDCl}_2\text{CDCl}_2$): δ 0.40-2.20 (72H, br), 2.50-2.90 (4H, br), 4.0-4.40 (1H, br), 7.20-7.70 (2H, br). GPC: M_w (105.5×10^3 g/mol), PDI (2.34).

[00163] Device Fabrication.

[00164] The polymers PSeB1 and PSeB2 and fullerene acceptor were co-dissolved in the solvent with the PTB1 concentration of 10 mg/ml at 80 °C for 5 hours. The ITO-coated glass substrate was cleaned stepwise in water, acetone and isopropyl alcohol under ultrasonication for 10 to 30 minutes each and subsequently dried in an oven for 5 hours. The ITO was subsequently cleaned with ozone. A thin layer (~30 nm) of PEDOT (poly(ethylenedioxythiophene)):PSS (poly(styrenesulfonate)) (Baytron P VP A1 4083) was spin-coated onto the ITO surface. After being baked at 120 °C for ~ 20 min, the substrates were transferred into a nitrogen filled glove box (< 0.1 ppm O_2 & H_2O). A ca. 100 nm thick polymer/PCBM composite layer was then spun-cast from the blend solution at 800-1000 rpm on the ITO/PEDOT:PSS substrate without further special treatments. Then the film was transferred into a thermal evaporator located in the same glove box. A 25 nm Ca layer and an 80 nm Al layer were deposited in sequence at the vacuum of 2×10^{-6} Tor. The area of effective area was measured to be 0.095 cm^2 .

[00165] Instrumentation.

[00166] UV-Vis Absorption and Cyclic Voltammetry.

[00167] The optical absorption spectra were taken by a Shimadzu UV-2401PC spectrophotometer. Cyclic voltammetry (CV) was used to study the electrochemical properties of the polymers. The polymer thin films coated on glass carbon electrode were studied in a 0.10 M tetrabutylammonium hexafluorophosphate (Bu_4NPF_6) acetonitrile solution with scan rate at 100 mVs^{-1} . For calibration, the redox potential of ferrocene/ferrocenium (Fc/Fc^+) was measured under the same conditions, and it is

located at 0.1 V to the Ag/Ag⁺ electrode. It is assumed that the redox potential of Fc/Fc⁺ has an absolute energy level of -4.80 eV to vacuum. (G. Dennler, G.; *et al.*, *Adv. Mater.* 2009, 21, 1323–1338. Scharber, M.; *et al.*, *Adv. Mater.* 2006, 18, 789–794. Coakley, K. M.; *et al.*, *Chem. Mater.* 2004, 16, 4533–4542.)

[00168] The energy levels of the highest (HOMO) and lowest unoccupied molecular orbital (LUMO) were then calculated according to the following equations:

$$E_{HOMO} = -(\phi_{ox} + 4.74) \text{ eV}; E_{LUMO} = -(\phi_{red} + 4.74) \text{ eV}$$

where ϕ_{ox} is the onset oxidation potential of the second scan from CV data.

[00169] Hole Mobility.

[00170] Hole mobility was measured according to a similar method described in the literature, using a diode configuration of ITO/PEDOT:PSS/ polymer/Al by taking current-voltage current in the range of 0-6 V and fitting the results to a space charge limited form, where the space charge limited current (SCLC) is described by $J = 9\varepsilon_0\varepsilon_r\mu V^2 / 8L^3$, where ε_0 is the permittivity of free space, ε_r is the dielectric constant of the polymer, μ is the hole mobility, V is the voltage drop across the device ($V = V_{appl} - V_r - V_{bi}$, V_{appl} : the applied voltage to the device; V_r : the voltage drop due to contact resistance and series resistance across the electrodes; V_{bi} : the built-in voltage due to the difference in work function of the two electrodes), and L is the polymer film thickness. The resistance of the device was measured using a blank configuration ITO/PEDOT:PSS/Al and was found to be about 10-20 Ω . The V_{bi} was deduced from the best fit of the $J^{0.5}$ vs V_{appl} plot at voltages above 2.5 V and is found to be about 1.5 V. The dielectric constant, ε_r , is assumed to be 3 in the analysis, which is a typical value for conjugated polymers. The thickness of the polymer films is measured by using AFM.

[00171] Solar Cell Fabrication and Current-Voltage Measurement

[00172] The polymers were co-dissolved with PCBM in chlorobenzene (CB) with or without 3% (v/v) 1,8-diiodooctane in the optimized weight ratios. The polymer concentration was 10 mg/mL. ITO-coated glass substrates (15 Ω /sq) were cleaned stepwise in detergent, water, acetone, and isopropyl alcohol under ultrasonication for 15 minutes each and subsequently dried in an oven for 1 minutes at 80 °C under vacuum. Then after treatment with ultraviolet ozone for 20 minutes, a thin layer of PEDOT:PSS was spin-coated onto ITO surface at 4000 rpm. After being baked at 80 °C for 45 minutes under vacuum, the substrates were transferred into a

nitrogen-filled glove box (< 0.1 ppm O_2 and H_2O) for active layer coating and electrode formation. The polymer/PCBM composites layer was then spin-cast from the blend solutions on this substrate. The spin coating speed was 1200 rpm. Then, the film was transferred into a thermal evaporator which is located in the same glove box. A 20 nm Ca layer and 60 nm Al layer were deposited in sequence under vacuum pressure of 2×10^{-6} torr. The effective area of the film was measured to be 0.0314 cm^2 .

[00173] The current density-voltage (J-V) curves were measured using a Keithley 2420 source-measure unit in a nitrogen-filled glove box. The photocurrent was measured under AM 1.5G illumination at 100 mW/cm^2 under Newport Thermal Oriel Sol3A Class AAA Solar Simulators 450W solar simulator (Model: 94023A, 2 in. \times 2 in. beam size). The conditions used for device fabrication were repeated to ensure reproducibility. The external quantum efficiency (EQE) measurements were conducted using the Newport Oriel IQE 200 system.

[00174] Grazing Incidence Wide-Angle X-ray Scattering (GIWAXS)

[00175] GIWAXS measurements were performed at the 8ID-E beamline at the Advanced Photon Source (APS), Argonne National Laboratory using x-rays with a wavelength of $\lambda = 1.6868 \text{ \AA}$ and a beam size of $\sim 100 \text{ }\mu\text{m}$ (h) and $50 \text{ }\mu\text{m}$ (v). To make the results comparable to those of OPV devices, the samples for the measurements were prepared on PEDOT:PSS modified Si substrates under the same conditions as those used for fabrication of solar cell devices. A 2-D PILATUS 1M-F detector was used to capture the scattering patterns and was situated at 208.7 mm from samples. Typical GISAXS patterns were taken at an incidence angle of 0.20° , above the critical angles of PTDBD polymer or PTDBD:PCBM blends and below the critical angle of the silicon substrate. Consequently, the entire structure of thin films could be detected. In addition, the q_y linecut was obtained from a linecut across the reflection beam center, while the q_z linecut was achieved by a linecut at $q_y = 0 \text{ \AA}^{-1}$ using the reflected beam center as zero. The background of these linecuts was estimated by fitting an exponential function and the parameters of the scattering peaks were obtained through the best fitting using the Pseudo-Voigt type 1 peak function.

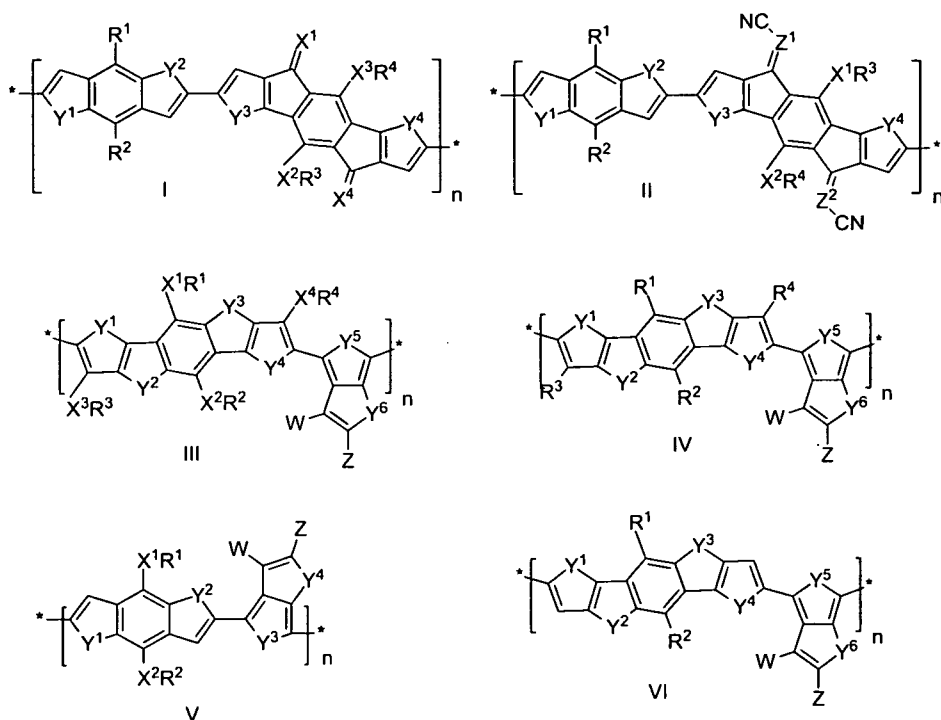
[00176] Transmission Electron Microscope (TEM) Measurement

[00177] TEM measurement was performed on El Tecnai F30 at 300 KV, Gatan CCD digital micrograph. Polymer/PCBM Films for TEM were prepared in identical conditions to those prepared for device fabrication on PEDOT:PSS-coated ITO substrates. Samples were immersed in water, and the floating active layer onto water surface was transferred to a TEM grid.

[00178] Many modifications and other embodiments of the present disclosure will come to mind to one skilled in the art to which the present disclosure pertains having the benefit of the teachings presented in the foregoing description. It will be apparent to those skilled in the art that variations and modifications of the present disclosure may be made without departing from the scope or spirit of the present disclosure. Therefore, it is to be understood that the invention is not to be limited to the specific embodiments disclosed and that modifications and other embodiments are intended to be included within the scope of the appended claims. Although specific terms are employed herein, they are used in a generic and descriptive sense only and not for purposes of limitation.

CLAIMS

1. A semiconducting polymer of a formula selecting from the group consisting of formulae (I)-(VI):



where X¹, X², X³, and X⁴ are independently selected from the group consisting of O, S, Se, NH, and CH₂;

R¹, R², R³, and R⁴ are independently selected from the group consisting of H, alkyl, alkoxy, aryl, aryloxy, heteroaryl, heteroaryloxy, a cross-linkable moiety, and oligo (ethylene glycol);

Y¹, Y², Y³, Y⁴, Y⁵, and Y⁶ are independently selected from the group consisting of O, S, Se, and amino;

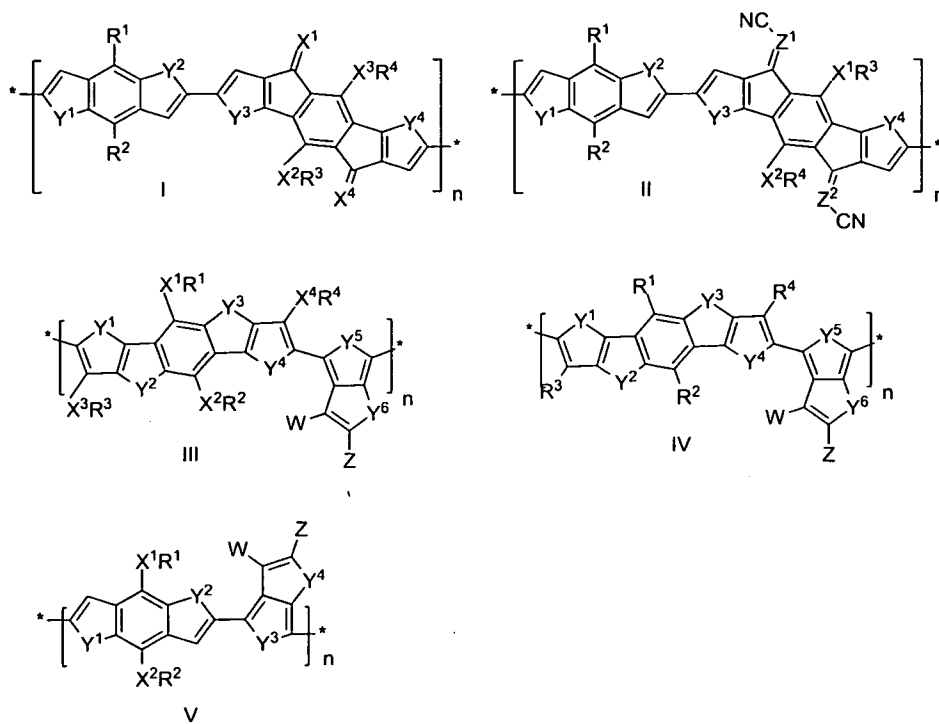
Z is selected from the group consisting of an ester, ketone, amide, cyano, alkyl, polyfluoroalkyl, polychloroalkyl, aryl, and heteroaryl;

Z¹ and Z² are independently selected from the group consisting of CH and N;

W is selected from the group consisting of H, halogen, cyano, dicyanovinyl, and tricyanovinyl; and

n is an integer larger than 0.

2. A semiconducting polymer of a formula selecting from the group consisting of formulae (I)-(V):



where X¹, X², X³, and X⁴ are independently selected from the group consisting of O, S, Se, NH, and CH₂;

R¹, R², R³, and R⁴ are independently selected from the group consisting of H, alkyl, alkoxy, aryl, aryloxy, heteroaryl, heteroaryloxy, a cross-linkable moiety, and oligo (ethylene glycol);

Y¹, Y², Y³, Y⁴, Y⁵, and Y⁶ are independently selected from the group consisting of O, S, Se, and amino;

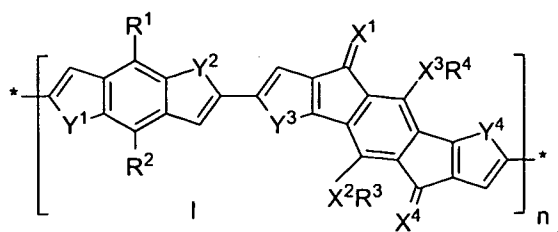
Z is selected from the group consisting of an ester, ketone, amide, cyano, alkyl, polyfluoroalkyl, polychloroalkyl, aryl, and heteroaryl;

Z¹ and Z² are independently selected from the group consisting of CH and N;

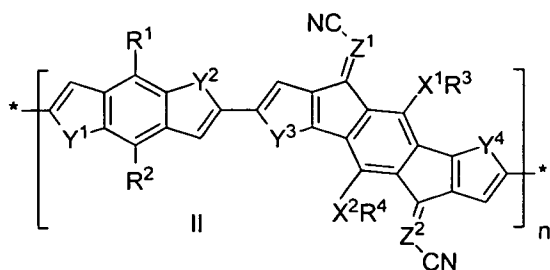
W is selected from the group consisting of H, halogen, cyano, dicyanovinyl, and tricyanovinyl; and

n is an integer larger than 0.

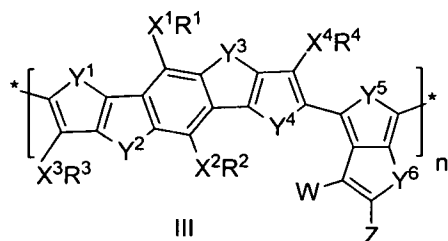
3. The semiconducting polymer of any one of claims 1-2, which is of formula (I):



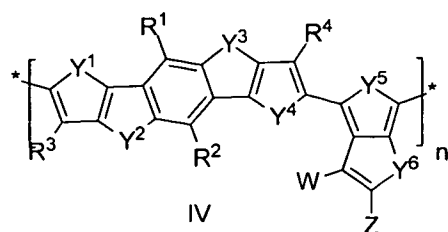
4. The semiconducting polymer of any one of claims 1-2, which is of formula (II):



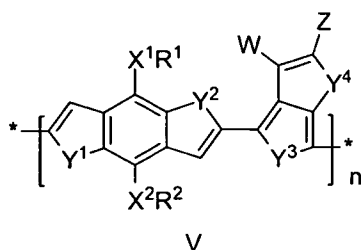
5. The semiconducting polymer of any one of claims 1-2, which is of formula (III):



6. The semiconducting polymer of any one of claims 1-2, which is of formula (IV):



7. The semiconducting polymer of any one of claims 1-2, which is of formula (V):

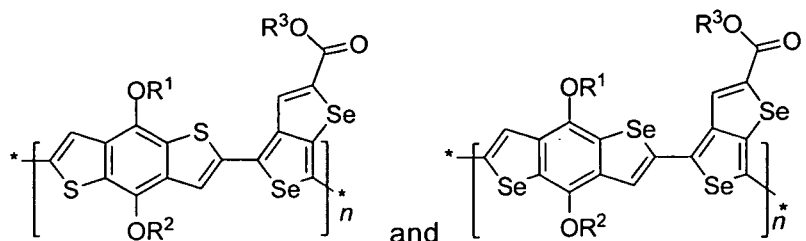


8. The semiconducting polymer of claim 7, where X^1 and X^2 are independently selected from the group consisting of O, S, NH, and CH_2 .
9. The semiconducting polymer of any one of claims 7-8, where X^1 and X^2 are independently O.
10. The semiconducting polymer of any one of claims 7-9, where R^1 and R^2 are independently alkyl.
11. The semiconducting polymer of any one of claims 7-10, where R^1 and R^2 are independently C_{1-30} alkyl.
12. The semiconducting polymer of any one of claims 7-11, where R^1 and R^2 are the same.
13. The semiconducting polymer of any one of claims 7-11, where at least one of R^1 and R^2 is 2-ethylhexyl.
14. The semiconducting polymer of any one of claims 7-13, where Y^1 and Y^2 are S.
15. The semiconducting polymer of any one of claims 7-13, where Y^1 and Y^2 are Se.
16. The semiconducting polymer of any one of claims 7-15, where Y^3 and Y^4 are Se.
17. The semiconducting polymer of any one of claims 7-16, where Z is an ester.
18. The semiconducting polymer of any one of claims 7-17, where Z is -
 $C(O)OCH_2CH(C_2H_5)C_4H_9$.

19. The semiconducting polymer of any one of claims 7-18, where W is H or halogen.

20. The semiconducting polymer of any one of claims 7-19, where W is F.

21. The semiconducting polymer of claim 7, which is of formula selecting from the group consisting of:

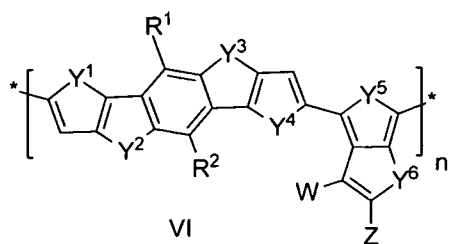


where R^1 , R^2 , and R^3 are independently selected from the group consisting of H, alkyl, alkoxy, aryl, aryloxy, heteroaryl, heteroaryloxy, a cross-linkable moiety, and oligo (ethylene glycol).

22. The semiconducting polymer of claim 21, where R^1 , R^2 , and R^3 are independently alkyl.

23. The semiconducting polymer of any one of claims 21 and 22, where R^1 , R^2 , and R^3 are independently 2-ethylhexyl.

24. The semiconducting polymer of any one of claims 1-2, which is of formula (VI):



25. The semiconducting polymer of claim 24, where R^1 and R^2 are independently C_{1-30} alkyl.

26. The semiconducting polymer of any one of claims 24 and 25, where R^1 and R^2 are independently 2-ethylhexyl or 2-butylhexyl.

27. The semiconducting polymer of any one of claims 24-26, where Y^1 , Y^2 , Y^3 , Y^4 , Y^5 , and Y^6 are independently S.

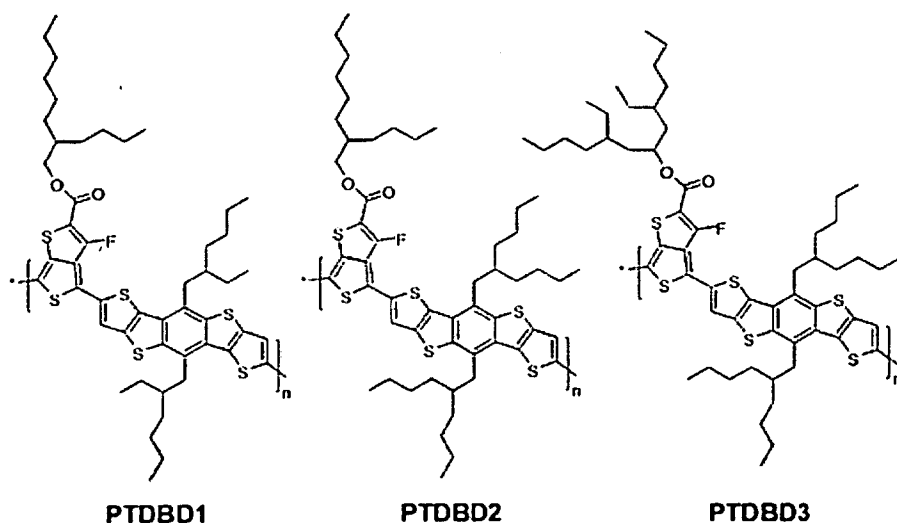
28. The semiconducting polymer of any one of claims 24-27, where W is halogen.

29. The semiconducting polymer of any one of claims 24-28, where W is F.

30. The semiconducting polymer of any one of claims 24-29, where Z is an ester.

31. The semiconducting polymer of any one of claims 24-30, where Z is selected from the group consisting of $-C(O)OCH_2CH(C_2H_5)C_4H_9$, and $-C(O)OCH_2CH(C_4H_9)C_6H_{13}$.

32. The semiconducting polymer of claim 24, which is selected from the group consisting of formulae PTDBD1, PTDBD2 and PTDBD3:



33. The semiconducting polymer of any one of claims 1-32, where the number-average molecular weight of the polymer is between about 15 and about 25 kDa.

34. The semiconducting polymer of any one of claims 1-32, where n is from about 1 to about 200.
35. The semiconducting polymer of any one of claims 1-32, where the polydispersity index is between about 1.5 and about 3.
36. A composition comprising a semiconducting polymer of any one of claims 1-35 and an electron-withdrawing fullerene derivative.
37. The composition of claim 36, where the electron-withdrawing fullerene derivative is selected from the group consisting of [6,6]-phenyl-C₆₁-butyric acid methyl ester and [6,6]-phenyl-C₇₁-butyric acid methyl ester.
38. A use of a semiconducting polymer of any one of claims 1-35 in a solar cell, an optical device, an electroluminescent device, a photovoltaic cell, semiconducting cell, or photodiode.
39. A use of a composition of any one of claims 36 and 37 in a solar cell, an optical device, an electroluminescent device, a photovoltaic cell, semiconducting cell, or photodiode.

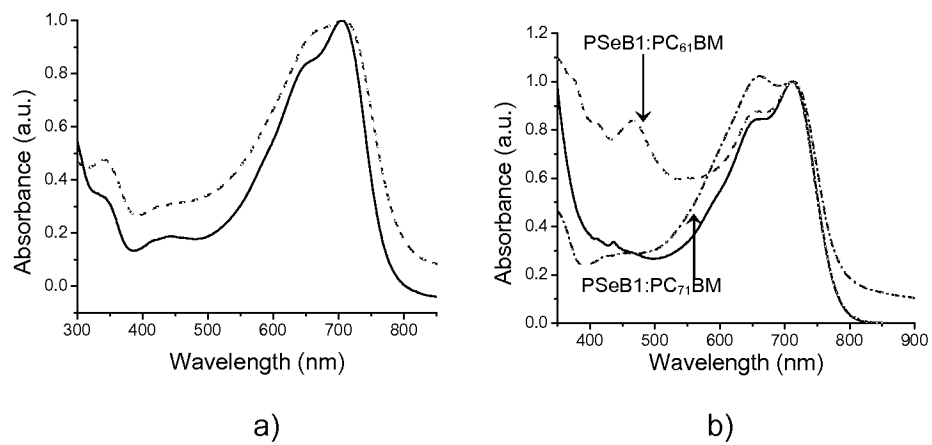
Figure 1.

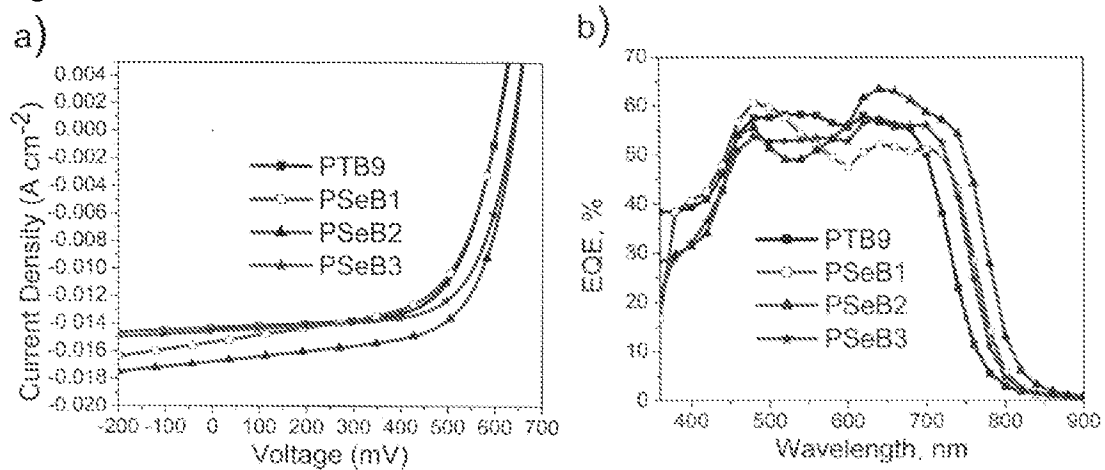
Figure 2.

Figure 3.

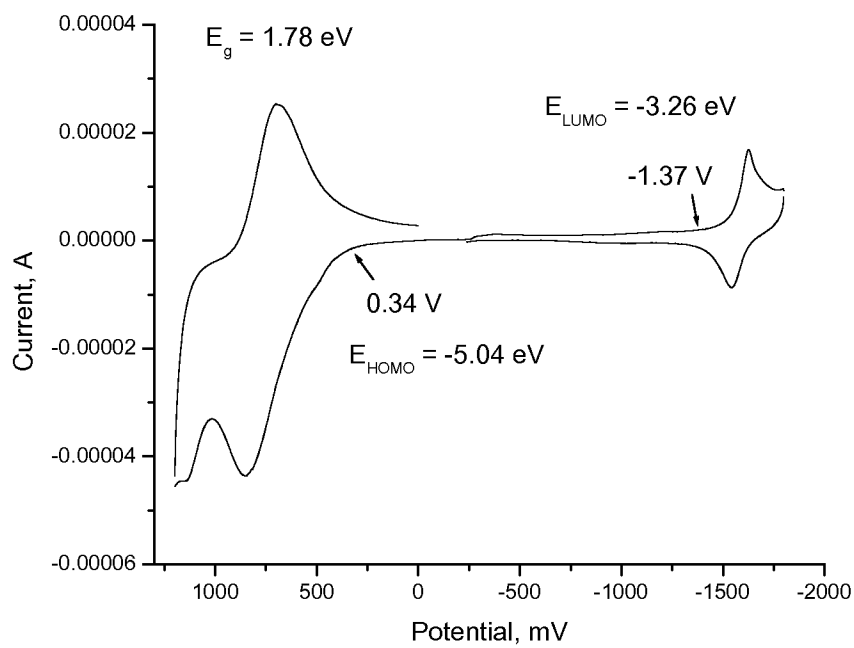
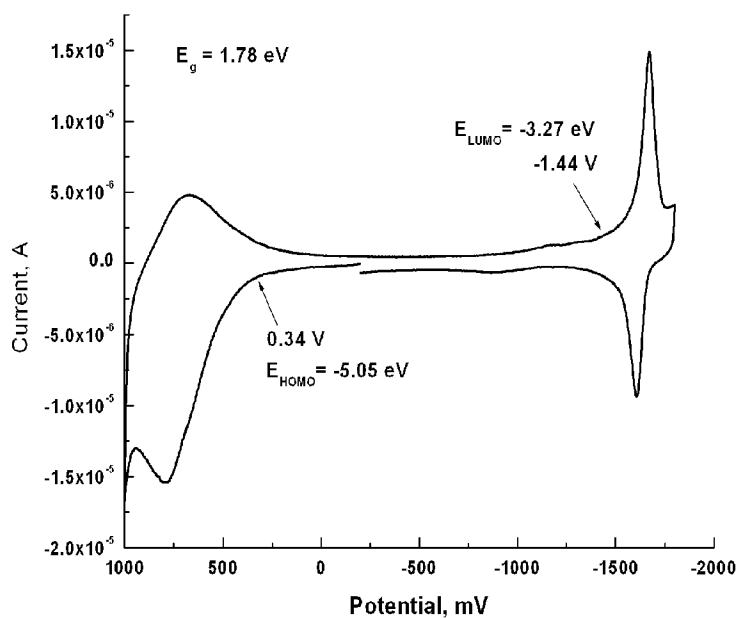


Figure 4.

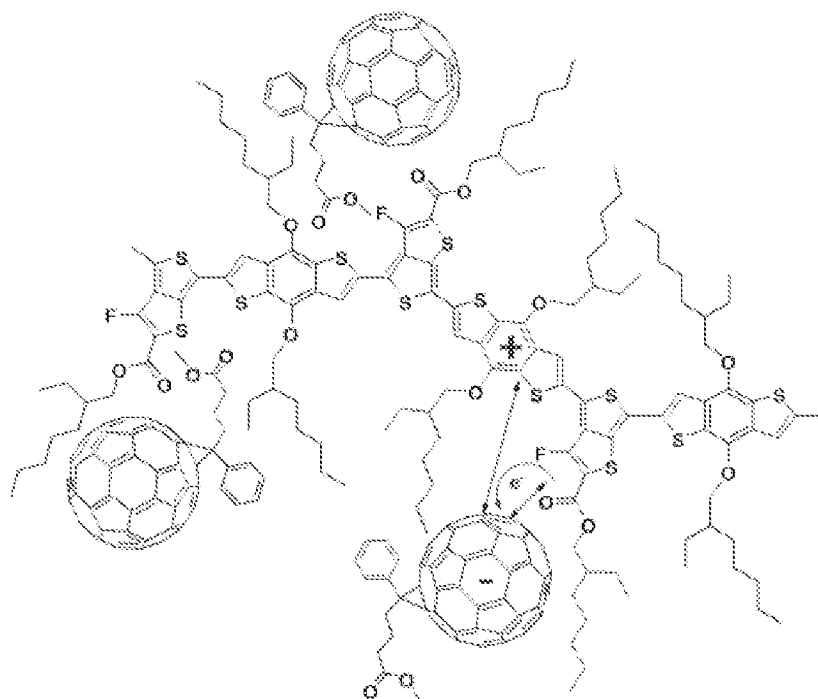


Figure 5.

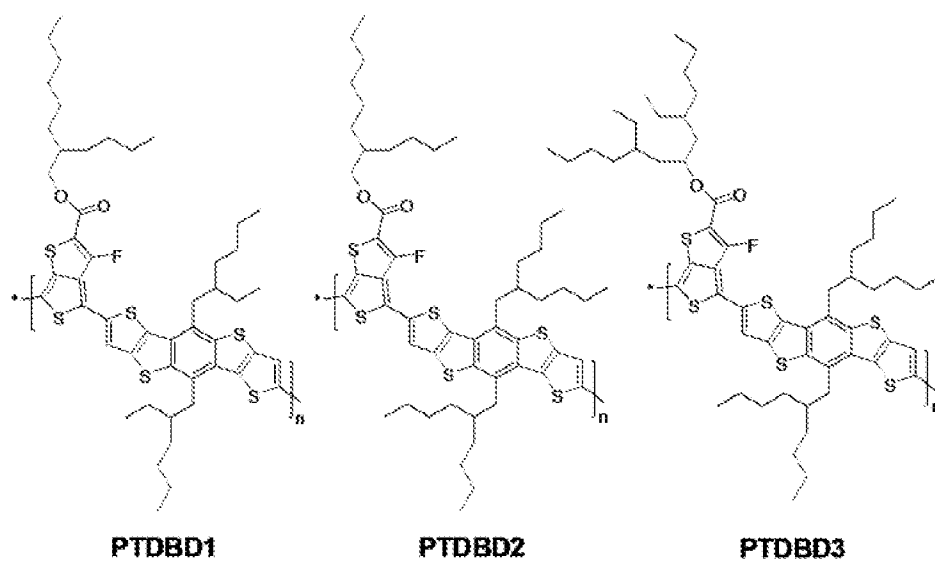


Figure 6.

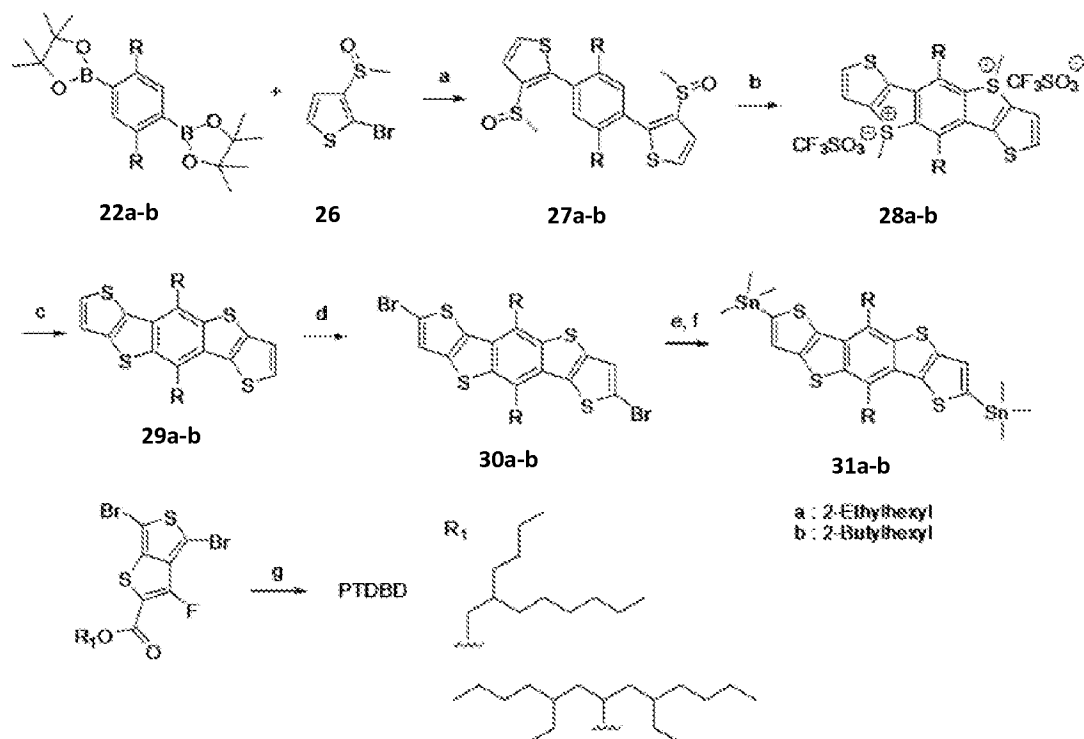


Figure 7.

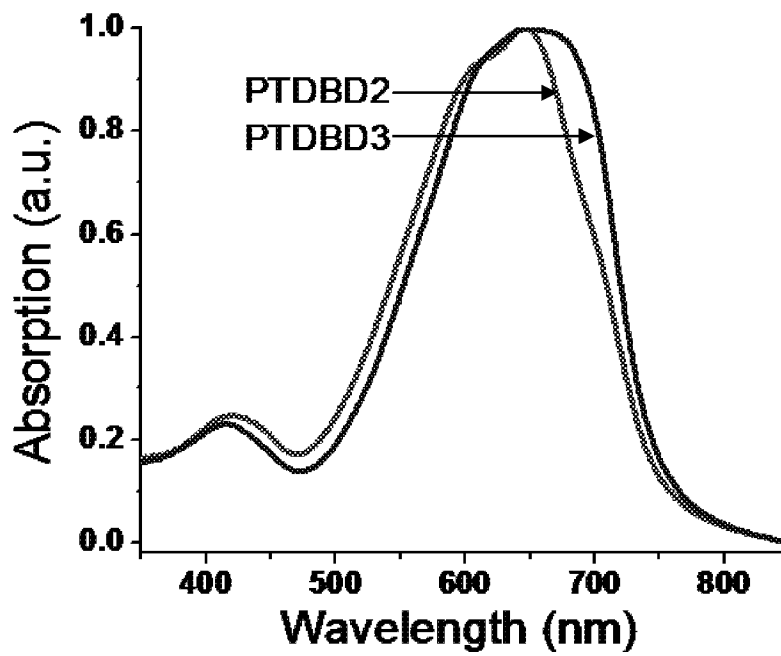


Figure 8.

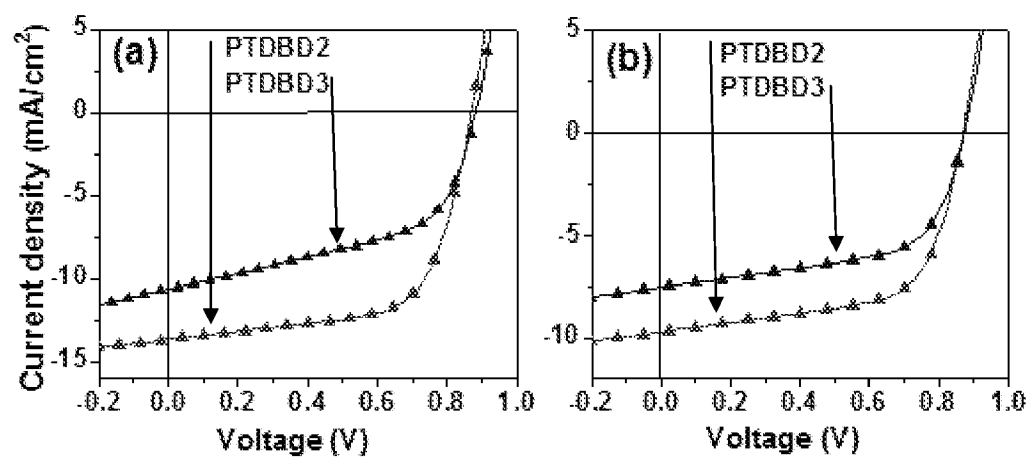


Figure 9.

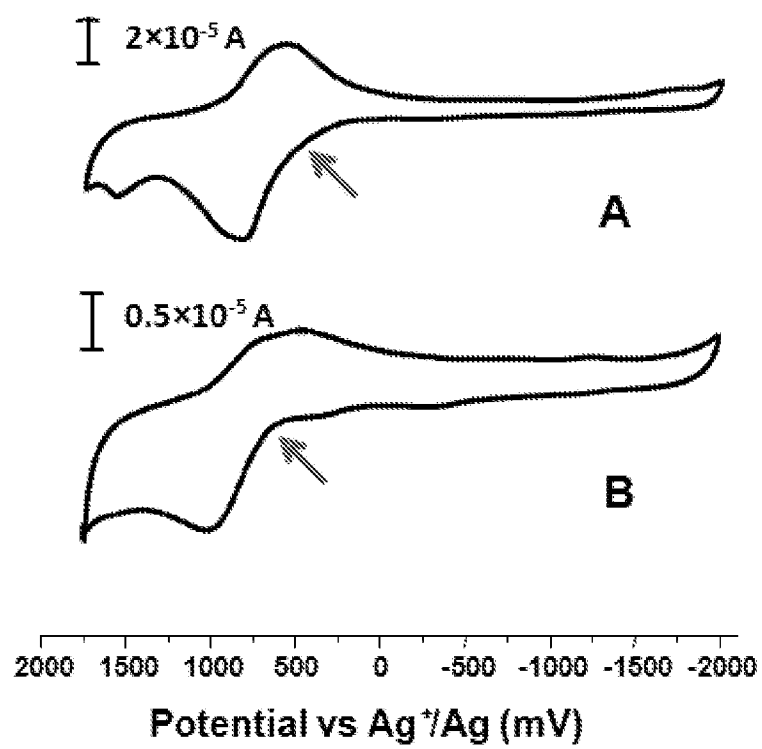


Figure 10.

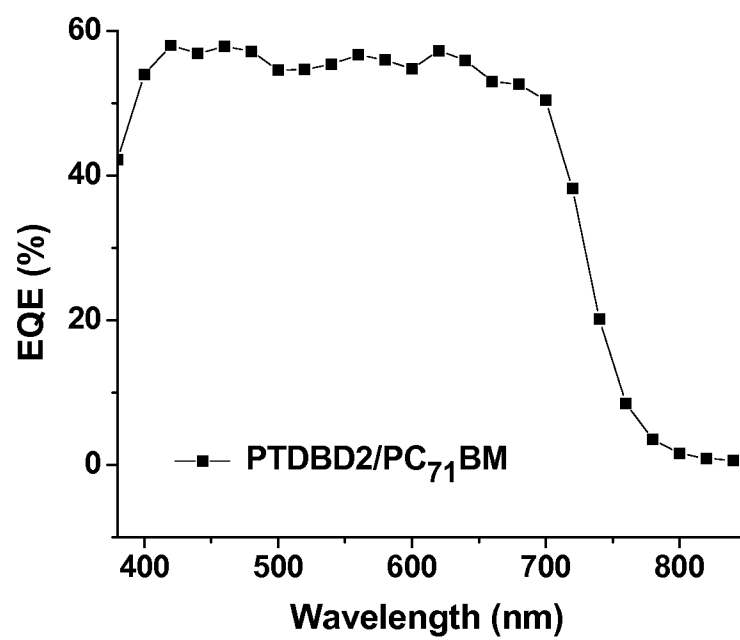
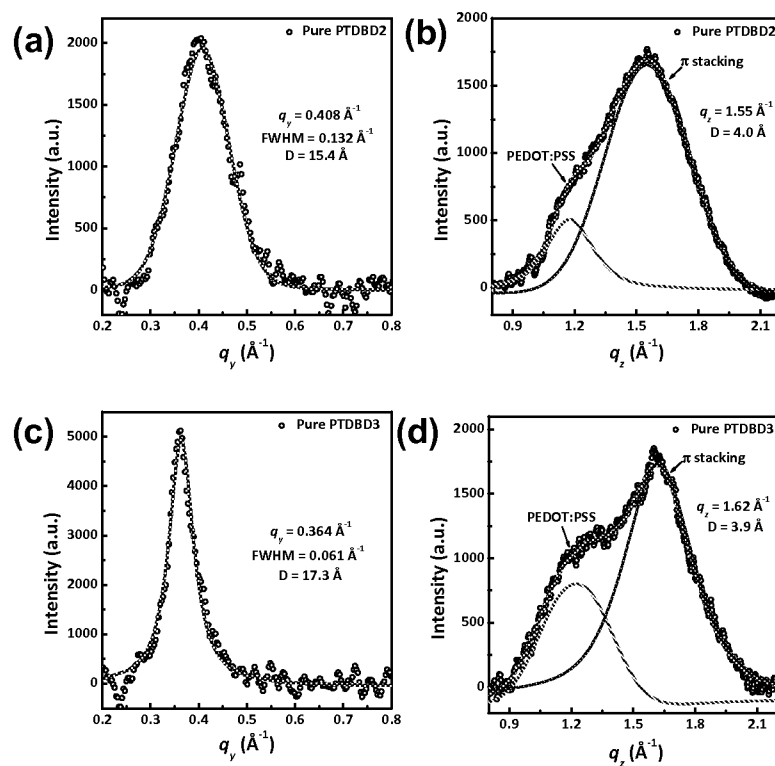


Figure 11.



INTERNATIONAL SEARCH REPORT

International application No.

PCT/US 2012/033601

A. CLASSIFICATION OF SUBJECT MATTER		C08G 61/12 (2006.01) C08L 65/00 (2006.01) H01L 51/30 (2006.01)																					
According to International Patent Classification (IPC) or to both national classification and IPC																							
B. FIELDS SEARCHED																							
Minimum documentation searched (classification system followed by classification symbols)																							
C08G 61/12, C08L 65/00, H01L 51/30																							
Documentation searched other than minimum documentation to the extent that such documents are included in the fields searched																							
Electronic data base consulted during the international search (name of data base and, where practicable, search terms used)																							
PatSearch, EAPATIS, Esp@cenet, PAJ, RUPAT																							
C. DOCUMENTS CONSIDERED TO BE RELEVANT																							
Category*	Citation of document, with indication, where appropriate, of the relevant passages		Relevant to claim No.																				
X	WO 2010/008672 A1 (UNIVERSITY OF CHICAGO) 21.01.2010, claims		1, 2, 7-15, 17-20, 33-39																				
A	WO 2010/020329 A1 (MERCK PATENT GMBH) 25.02.2010		1-39																				
A	US 2008/0102559 A1 (BENG S. ONG) 01.05.2008		1-39																				
<input type="checkbox"/> Further documents are listed in the continuation of Box C. <input type="checkbox"/> See patent family annex.																							
* Special categories of cited documents: <table border="0"> <tr> <td>“A”</td> <td>document defining the general state of the art which is not considered to be of particular relevance</td> <td>“T”</td> <td>later document published after the international filing date or priority date and not in conflict with the application but cited to understand the principle or theory underlying the invention</td> </tr> <tr> <td>“E”</td> <td>earlier document but published on or after the international filing date</td> <td>“X”</td> <td>document of particular relevance; the claimed invention cannot be considered novel or cannot be considered to involve an inventive step when the document is taken alone</td> </tr> <tr> <td>“L”</td> <td>document which may throw doubts on priority claim(s) or which is cited to establish the publication date of another citation or other special reason (as specified)</td> <td>“Y”</td> <td>document of particular relevance; the claimed invention cannot be considered to involve an inventive step when the document is combined with one or more other such documents, such combination being obvious to a person skilled in the art</td> </tr> <tr> <td>“O”</td> <td>document referring to an oral disclosure, use, exhibition or other means</td> <td>“&”</td> <td>document member of the same patent family</td> </tr> <tr> <td>“P”</td> <td>document published prior to the international filing date but later than the priority date claimed</td> <td></td> <td></td> </tr> </table>				“A”	document defining the general state of the art which is not considered to be of particular relevance	“T”	later document published after the international filing date or priority date and not in conflict with the application but cited to understand the principle or theory underlying the invention	“E”	earlier document but published on or after the international filing date	“X”	document of particular relevance; the claimed invention cannot be considered novel or cannot be considered to involve an inventive step when the document is taken alone	“L”	document which may throw doubts on priority claim(s) or which is cited to establish the publication date of another citation or other special reason (as specified)	“Y”	document of particular relevance; the claimed invention cannot be considered to involve an inventive step when the document is combined with one or more other such documents, such combination being obvious to a person skilled in the art	“O”	document referring to an oral disclosure, use, exhibition or other means	“&”	document member of the same patent family	“P”	document published prior to the international filing date but later than the priority date claimed		
“A”	document defining the general state of the art which is not considered to be of particular relevance	“T”	later document published after the international filing date or priority date and not in conflict with the application but cited to understand the principle or theory underlying the invention																				
“E”	earlier document but published on or after the international filing date	“X”	document of particular relevance; the claimed invention cannot be considered novel or cannot be considered to involve an inventive step when the document is taken alone																				
“L”	document which may throw doubts on priority claim(s) or which is cited to establish the publication date of another citation or other special reason (as specified)	“Y”	document of particular relevance; the claimed invention cannot be considered to involve an inventive step when the document is combined with one or more other such documents, such combination being obvious to a person skilled in the art																				
“O”	document referring to an oral disclosure, use, exhibition or other means	“&”	document member of the same patent family																				
“P”	document published prior to the international filing date but later than the priority date claimed																						
Date of the actual completion of the international search		Date of mailing of the international search report																					
25 July 2012 (25.07.2012)		06 September 2012 (06.09.2012)																					
Name and mailing address of the ISA/ FIPS Russia, 123995, Moscow, G-59, GSP-5, Berezhkovskaya nab., 30-1		Authorized officer E. Pobortseva																					
Facsimile No. +7 (499) 243-33-37		Telephone No. (495)531-64-81																					

INTERNATIONAL SEARCH REPORT

International application No.

PCT/US 2012/033601

Box No. II Observations where certain claims were found unsearchable (Continuation of item 2 of first sheet)

This international search report has not been established in respect of certain claims under Article 17(2)(a) for the following reasons:

1. ☐ Claims Nos.:
because they relate to subject matter not required to be searched by this Authority, namely:
2. ☐ Claims Nos.:
because they relate to parts of the international application that do not comply with the prescribed requirements to such an extent that no meaningful international search can be carried out, specifically:
3. ☐ Claims Nos.:
because they are dependent claims and are not drafted in accordance with the second and third sentences of Rule 6.4(a).

Box No. III Observations where unity of invention is lacking (Continuation of item 3 of first sheet)

This International Searching Authority found multiple inventions in this international application, as follows:

The present international application lacks unity within the meaning of Rule 13 PCT. Claims of the invention comprise 3 groups of inventions, which are not so linked as to form a single general inventive concept. With respect to alternatives of chemical compounds the unity exists only if all alternatives have a common property and a common structure is present, that is a significant structural element is shared by all of the alternatives. However, compounds defined in claim 1 of the present application have no common structure which is essential to common property or activity.

Hence, 3 groups of inventions are as follows, being independent from each other:

I invention refers to compounds of the formulae (I), (II) encompassed by claims 1, 2, 33-39 (all partially), 3, 4;

II invention refers to compounds of the formulae (III), (IV), (VI) encompassed by claims 1, 2, 33-39 (all partially), 5, 6, 24-32;

III invention refers to compounds of the formula (V) encompassed by claims 1, 2, 33-39 (all partially), 7-23.

1. ☐ As all required additional search fees were timely paid by the applicant, this international search report covers all searchable claims.
2. ☒ As all searchable claims could be searched without effort justifying additional fees, this Authority did not invite payment of additional fees.
3. ☐ As only some of the required additional search fees were timely paid by the applicant, this international search report covers only those claims for which fees were paid, specifically claims Nos.:
4. ☐ No required additional search fees were timely paid by the applicant. Consequently, this international search report is restricted to the invention first mentioned in the claims; it is covered by claims Nos.:

Remark on Protest

- ☐ The additional search fees were accompanied by the applicant's protest and, where applicable, the payment of a protest fee.
- ☐ The additional search fees were accompanied by the applicant's protest but the applicable protest fee was not paid within the time limit specified in the invitation.
- ☐ No protest accompanied the payment of additional search fees.