



US00D447992B1

(12) **United States Design Patent**
Foose

(10) **Patent No.:** **US D447,992 S**

(45) **Date of Patent:** **** Sep. 18, 2001**

(54) **VEHICLE-WHEEL FRONT FACE**

(75) **Inventor:** **Douglas S. Foose, Tustin, CA (US)**

(73) **Assignee:** **Mobile Hi-Tech Wheels, Torrance, CA (US)**

(**) **Term:** **14 Years**

(21) **Appl. No.:** **29/142,311**

(22) **Filed:** **May 22, 2001**

(51) **LOC (7) Cl.** **12-16**

(52) **U.S. Cl.** **D12/209**

(58) **Field of Search** D12/204-211;
301/37.1, 64.1, 65

(56) **References Cited**

U.S. PATENT DOCUMENTS

D. 253,884	*	1/1980	Giugiaro	D12/209
D. 285,675	*	9/1986	Chandler	D12/209
D. 291,879	*	9/1987	Boyle et al.	D12/209
D. 386,138	*	11/1997	Chen	D12/209
D. 392,236	*	3/1998	Noriega	D12/209
D. 409,545	*	5/1999	Mauer	D12/209
D. 416,532	*	11/1999	Cullen	D12/209
D. 429,680	*	8/2000	Hodges	D12/209
D. 432,972	*	10/2000	Chung	D12/209
D. 438,502	*	3/2001	Noreiga	D12/209

D. 442,531 * 5/2001 Brintouch D12/204
D. 442,903 * 5/2001 Brintouch D12/204

* cited by examiner

Primary Examiner—Stacia Cadmus

(74) *Attorney, Agent, or Firm*—Christie, Parker & Hale, LLP

(57) **CLAIM**

The ornamental design for a vehicle-wheel front face, as shown and described.

DESCRIPTION

FIG. 1 is a perspective view of a vehicle-wheel front face according to my new design;
 FIG. 2 is a front elevational view thereof;
 FIG. 3 is a side elevational view thereof;
 FIG. 4 is a front elevational view of a second embodiment of my new design;
 FIG. 5 is a front elevational view of the alternative embodiment; and,
 FIG. 6 is a side elevational view of the alternative embodiment.

Portions of the wheel depicted in broken line are for illustrative purposes only, and form no part of the claimed design.

1 Claim, 6 Drawing Sheets

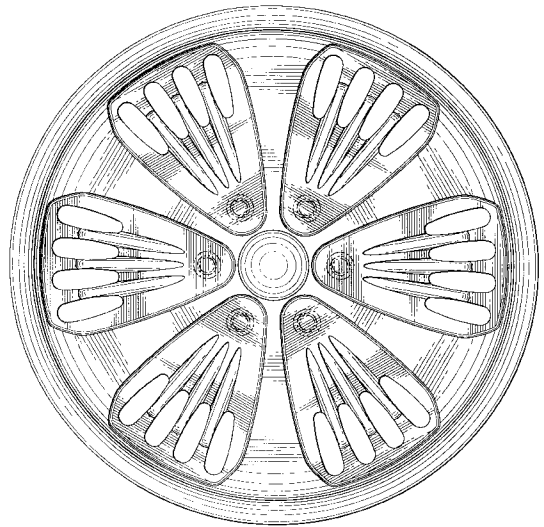
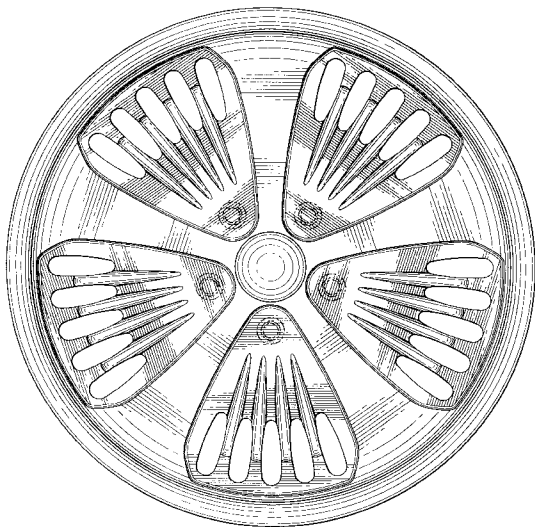


FIG. 1

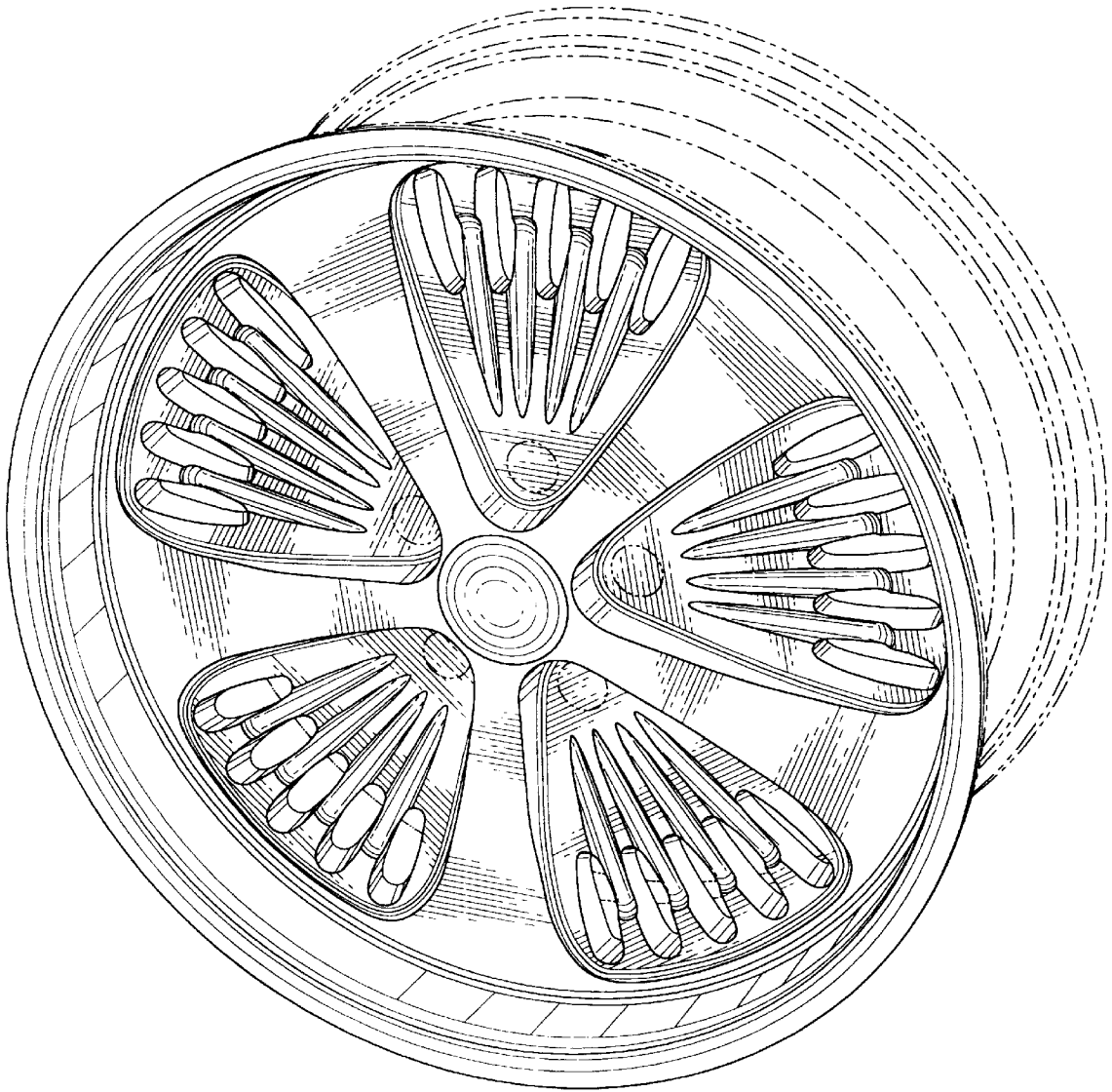


FIG. 2

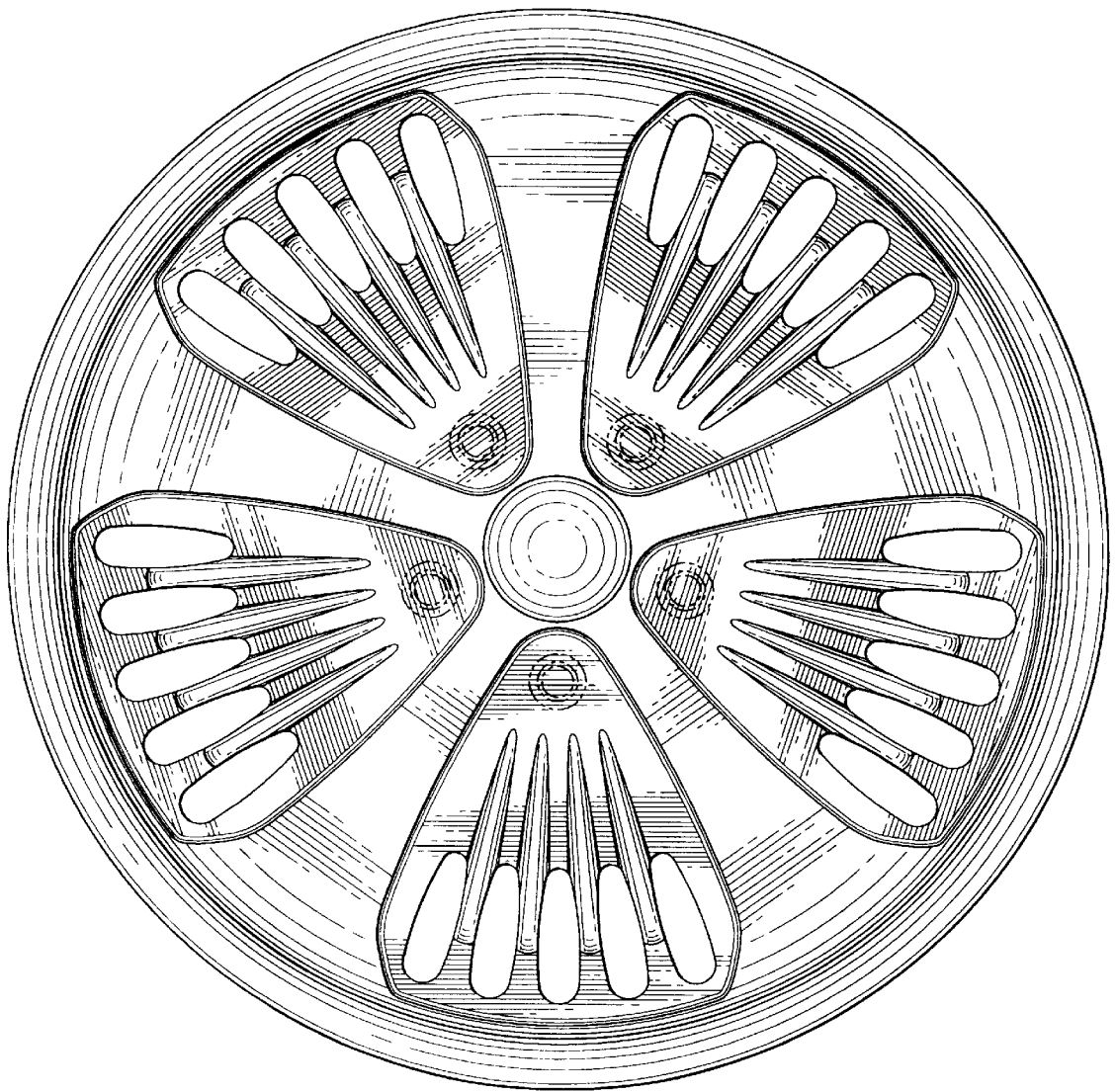


FIG. 3




FIG. 4

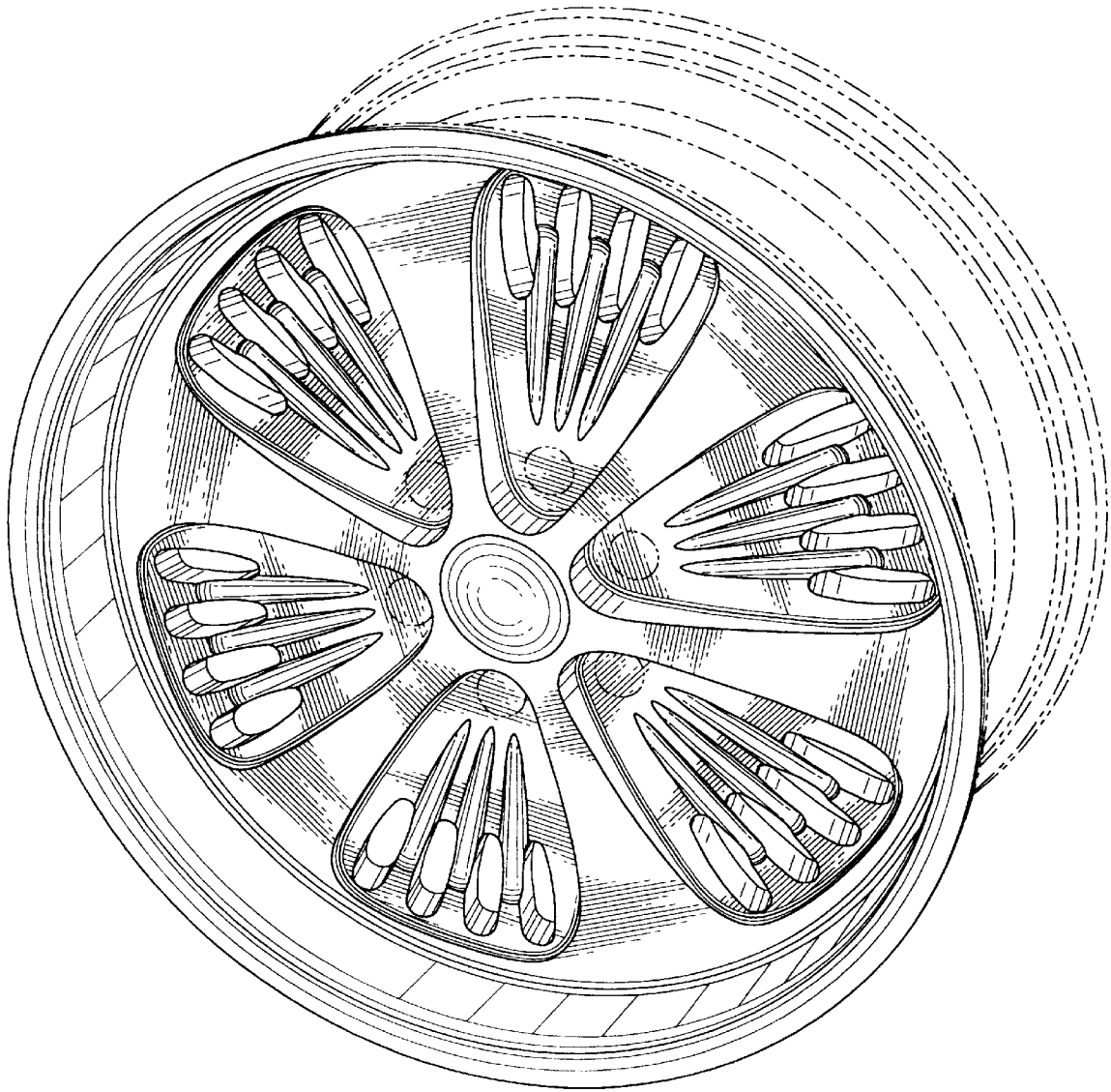


FIG. 5

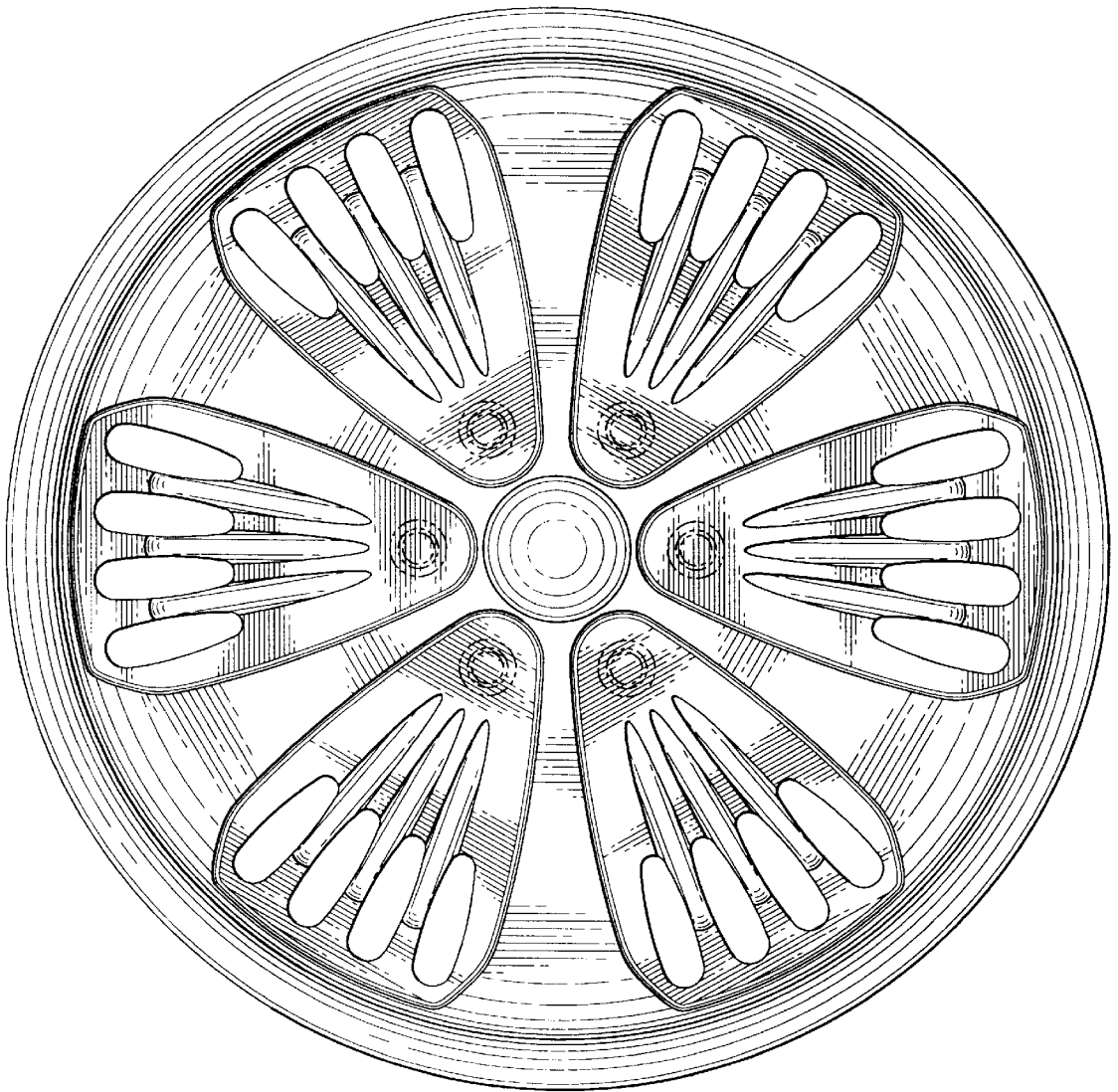


FIG. 6

