



US00D341622S

United States Patent [19]

[11] Patent Number: **Des. 341,622**

Poisson

[45] Date of Patent: **** Nov. 23, 1993**

[54] **WRITING INSTRUMENT**

[75] Inventor: **Norman D. Poisson, Andover, Mass.**

[73] Assignee: **The Gillette Company, Boston, Mass.**

[**] Term: **14 Years**

[21] Appl. No.: **911,238**

[22] Filed: **Jul. 9, 1992**

[52] U.S. Cl. **D19/48; D19/49; D19/51; D19/56**

[58] Field of Search **D19/35, 36, 41-51, D19/54-58, 81-85; 401/6, 99, 100, 103, 88**

[56] **References Cited**

U.S. PATENT DOCUMENTS

D. 230,403	2/1974	Englund	D14/116
D. 238,068	12/1975	Maryynissen	D19/45
D. 242,792	12/1976	Loftus	D19/49
D. 286,549	11/1986	Erlendson	D19/51 X
D. 294,600	3/1988	Funahashi et al.	D19/51
D. 303,549	9/1989	Horntrich	D19/48
D. 313,245	12/1990	Iwase	D19/41 X

D. 324,543	3/1992	Poisson	D19/49
1,598,873	9/1926	Peterson	401/6
2,594,955	4/1952	Markowitz	401/88
4,167,347	9/1979	Hoyle	401/88
4,601,598	7/1986	Schwartz et al.	401/6

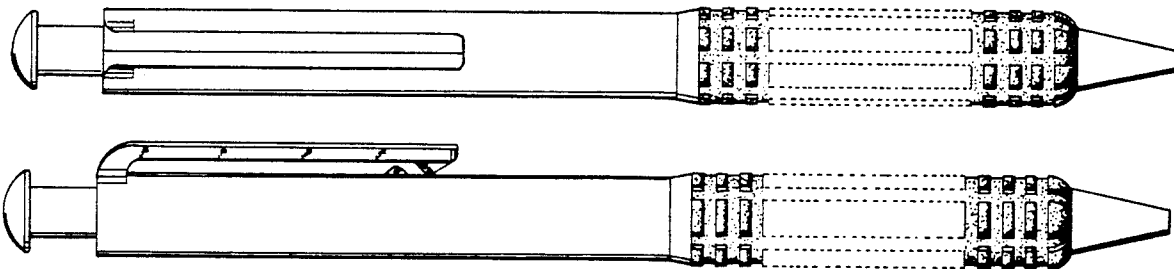
Primary Examiner—Nelson C. Holtje
Assistant Examiner—Martha Thompson

[57] **CLAIM**

The ornamental design for a writing instrument, as shown and described.

DESCRIPTION

FIG. 1 is a front elevational view of a writing instrument showing my new design;
 FIG. 2 is a left side elevational view of the writing instrument, the right side elevational view being a mirror image thereof;
 FIG. 3 is a rear elevational view thereof;
 FIG. 4 is a top plan view thereof; and,
 FIG. 5 is a bottom plan view thereof.
 The pattern on the barrel of the writing instrument is continuous throughout the area indicated.



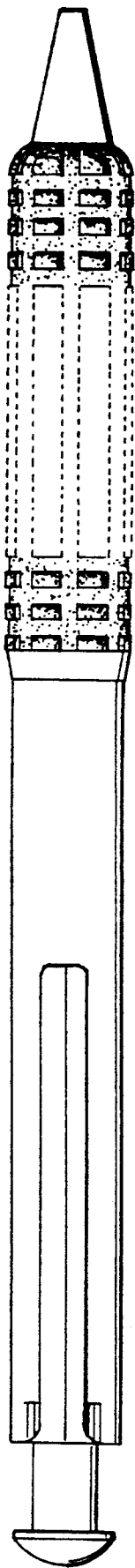


Fig. 1

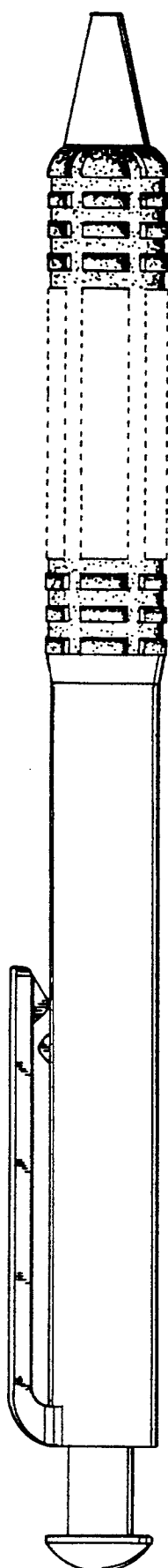


Fig. 2




Fig. 3

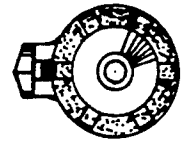


Fig. 5

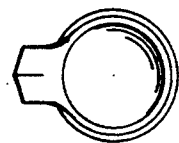


Fig. 4