United States Patent [19]

Rauch et al.

[11] **Des. 248,147**

[45] ** **June 13, 1978**

[54] **RIBBON CARTRIDGE CADDY**

[75] Inventors: **Joseph A. Rauch,** Tivon, Israel; **Arthur P. Wales,** Riverside, Conn.

[73] Assignee: **SCM Corporation,** New York, N.Y.

[**] Term: **14 Years**

[21] Appl. No.: **733,615**

[22] Filed: **Oct. 18, 1976**

[51] **Int. Cl.** ..... **D9—03**

[52] **U.S. Cl.** **D9/189**

[58] **Field of Search** D9/242, 184, 187, 189; 206/214, 391, 461, 495, 514, 518, 557, 564

[56] **References Cited**

U.S. PATENT DOCUMENTS

D. 124,159	12/1940	Stoner	D9/184
D. 218,514	8/1970	Fossella et al.	D9/189
D. 226,425	3/1973	Orlich et al.	D9/189
D. 227,977	7/1973	Bish	D9/184
D. 244,581	6/1977	Keouqh	D9/189
3,866,817	2/1975	Holden, Jr.	206/564 X

Primary Examiner—Robert C. Spangler

Attorney, Agent, or Firm—Kenneth W. Greb

[57] **CLAIM**

The ornamental design for a ribbon cartridge caddy, as shown.

DESCRIPTION

FIG. 1 is a front perspective view of a ribbon cartridge caddy showing our new design;
FIG. 2 is a top plan view thereof;
FIG. 3 is a front elevational view thereof;
FIG. 4 is a rear elevational view thereof;
FIG. 5 is a bottom plan view thereof;
FIG. 6 is a right side elevational view thereof; and
FIG. 7 is a left side elevational view thereof.

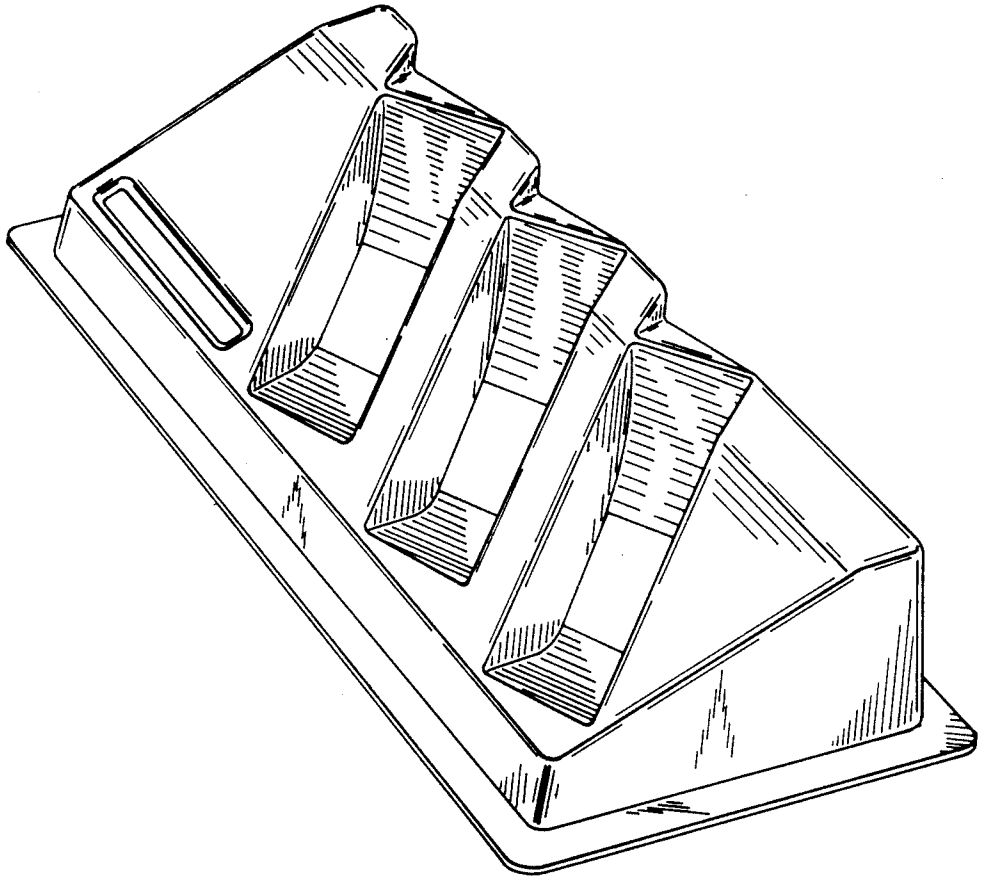

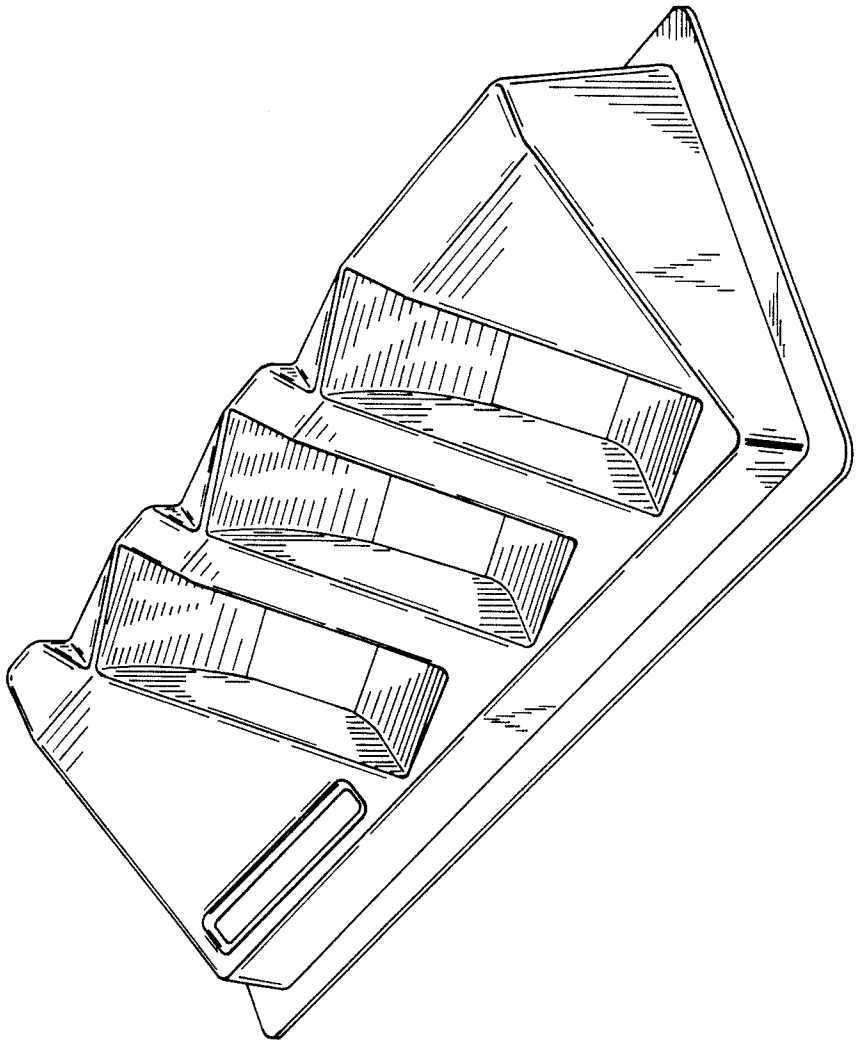

FIG. 1

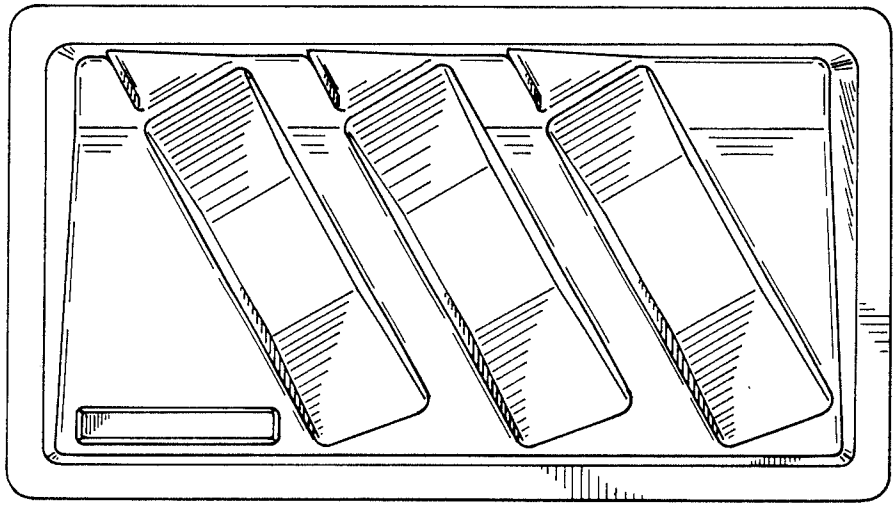

Fig. 2

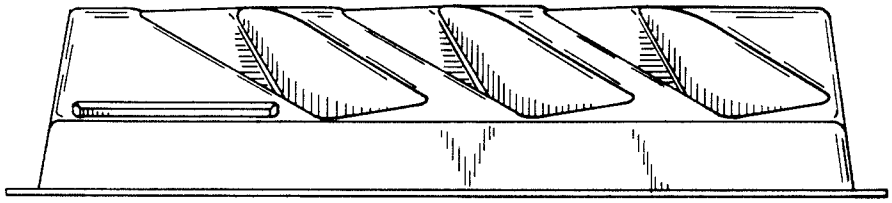

Fig. 3

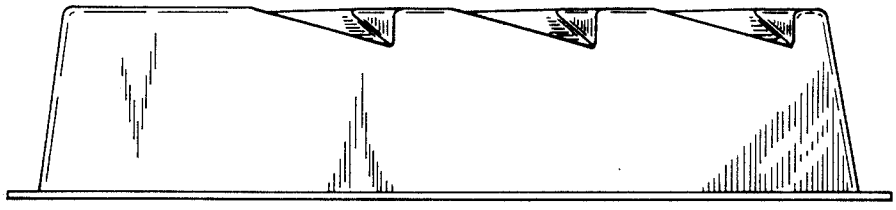

Fig. 4

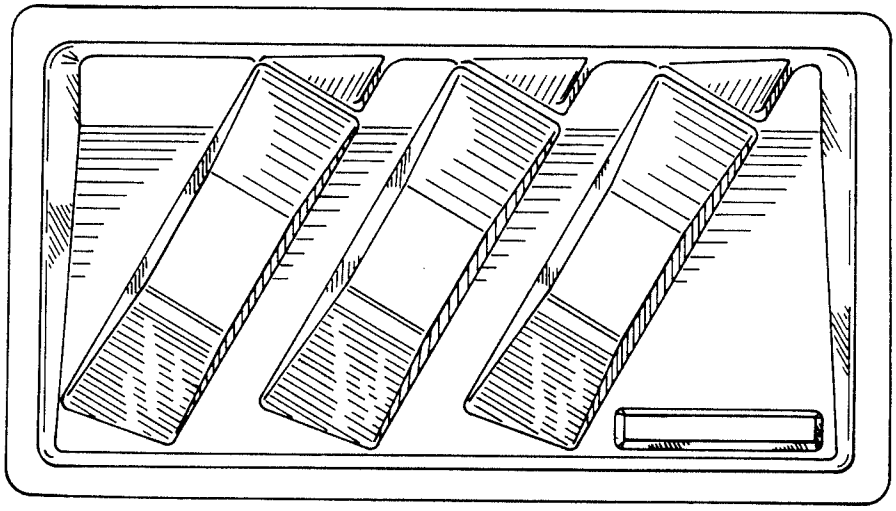

Fig. 5

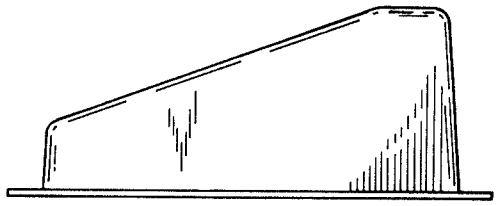

Fig. 6

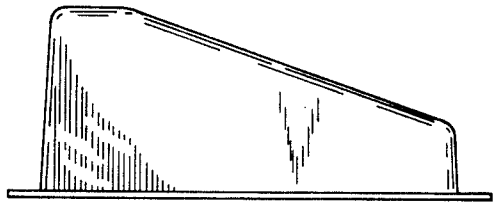

Fig. 7