



US 20120064115A1

(19) **United States**(12) **Patent Application Publication****John et al.**(10) **Pub. No.: US 2012/0064115 A1**(43) **Pub. Date: Mar. 15, 2012**(54) **RECOMBINANT VIRUS-LIKE PARTICLES
ENCODED BY MULTI-GENE VECTOR**(76) Inventors: **Corinne John**, Horgen (CH);
Christian Schaub, Wädenswil
(CH); **Sabine Wellnitz**, Urdorf
(CH)(21) Appl. No.: **13/318,221**(22) PCT Filed: **Apr. 30, 2010**(86) PCT No.: **PCT/EP2010/055943**§ 371 (c)(1),
(2), (4) Date:**Oct. 31, 2011**(30) **Foreign Application Priority Data**

May 1, 2009 (EP) 09159287.3

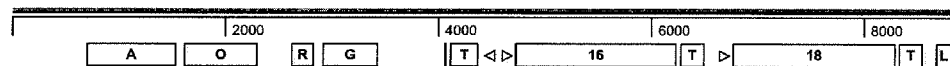
Publication Classification(51) **Int. Cl.****A61K 39/295** (2006.01)
C12N 15/00 (2006.01)
C12N 1/21 (2006.01)
C07K 14/11 (2006.01)**C07K 14/025** (2006.01)**A61P 31/20** (2006.01)**C12N 5/10** (2006.01)**C12N 1/19** (2006.01)**A61K 39/12** (2006.01)**A61P 37/04** (2006.01)**A61P 31/12** (2006.01)**A61P 31/16** (2006.01)**C07K 14/005** (2006.01)**C07K 14/46** (2006.01)(52) **U.S. Cl. 424/202.1; 530/350; 435/320.1;**
435/252.33; 435/348; 435/366; 435/367;
435/369; 435/370; 435/352; 435/358; 435/325;
435/254.23; 435/254.21; 435/254.22; 424/204.1(57) **ABSTRACT**

The invention describes novel virus-like particles for use as vaccines, diagnostic tools and R&D tools based on recombinant DNA and cell cultivation techniques for production. The recombinant virus-like particles of the invention are assembled by polypeptide chains that incorporate several, in particular two or more, different epitopes which are selected either (a) from different viral strains of the same virus and/or (b) from different serotypes of the same virus and/or (c) from different viral strains specific for different hosts. These epitopes are then displayed on the particle surface.

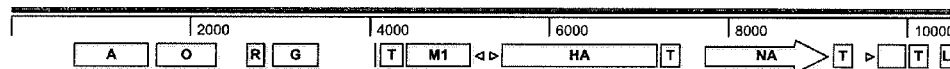
A)



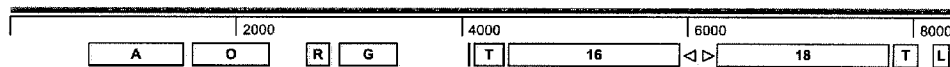
B)



C)



D)



E)

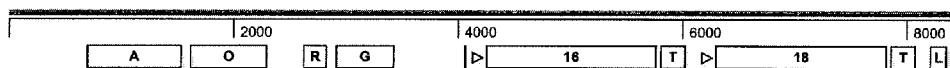
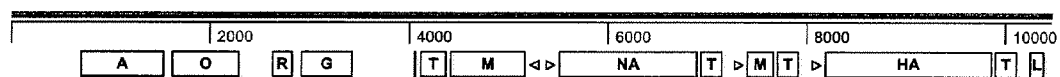
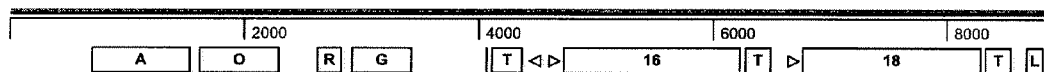


Fig. 1

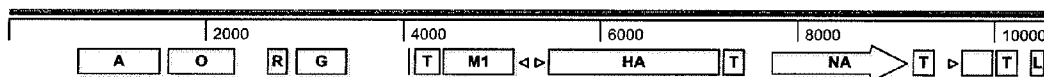
A)



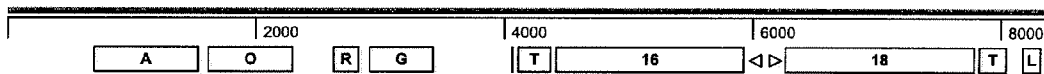
B)



C)



D)



E)

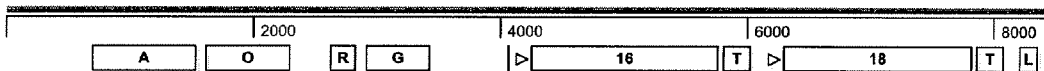


Fig. 2

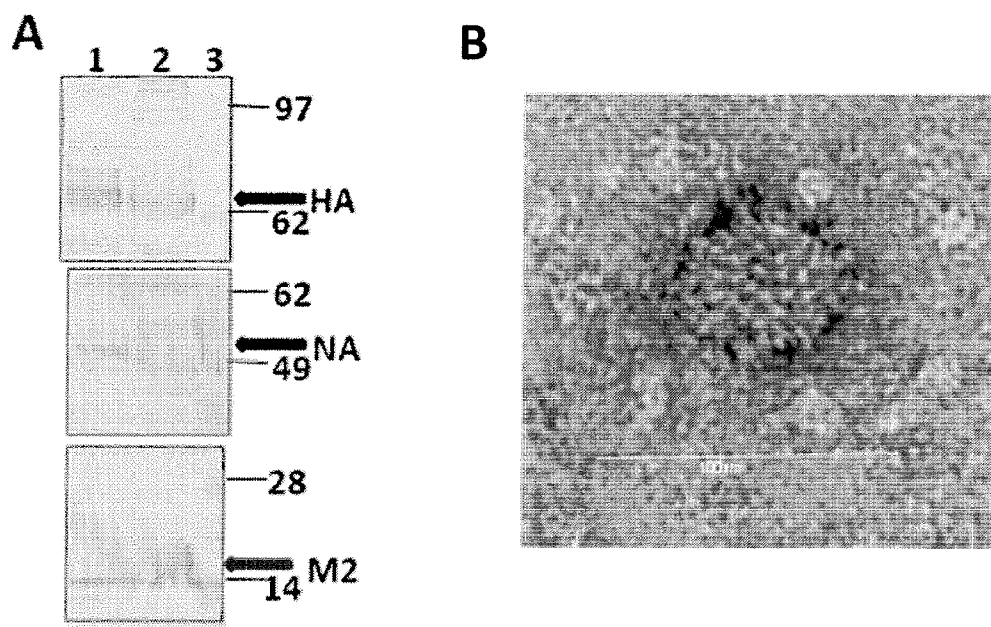


Fig. 3

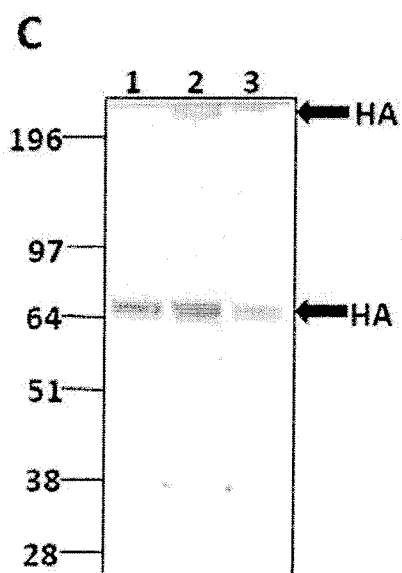
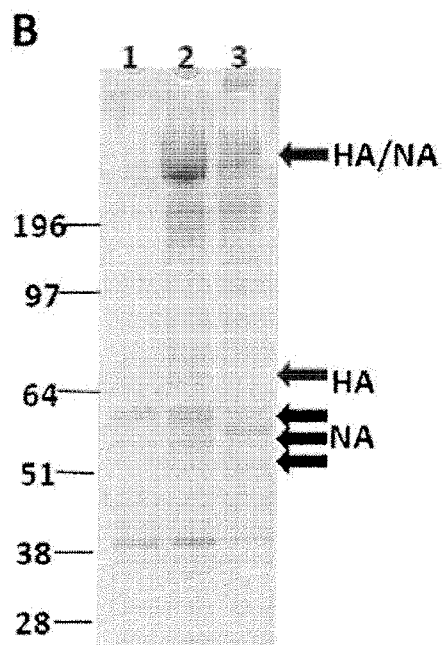
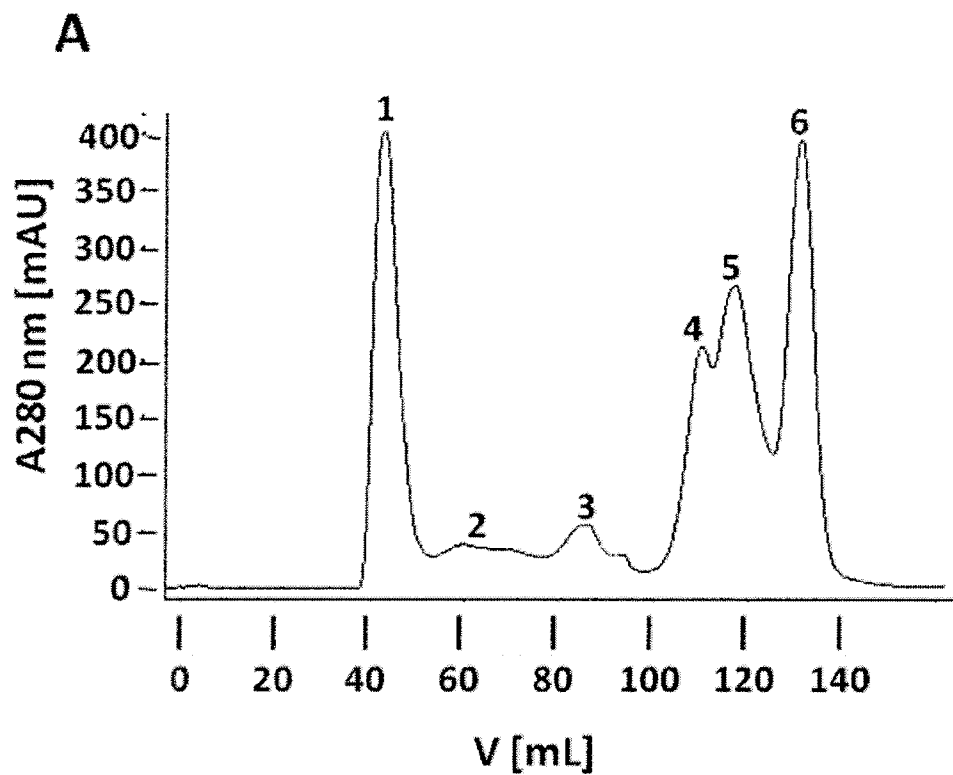


Fig. 4




Fig. 5

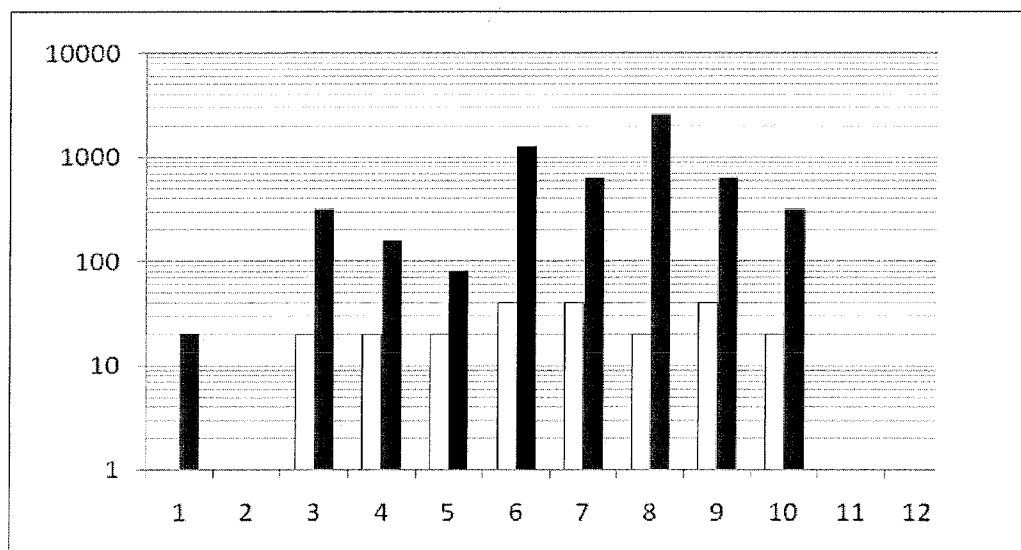


Fig. 6

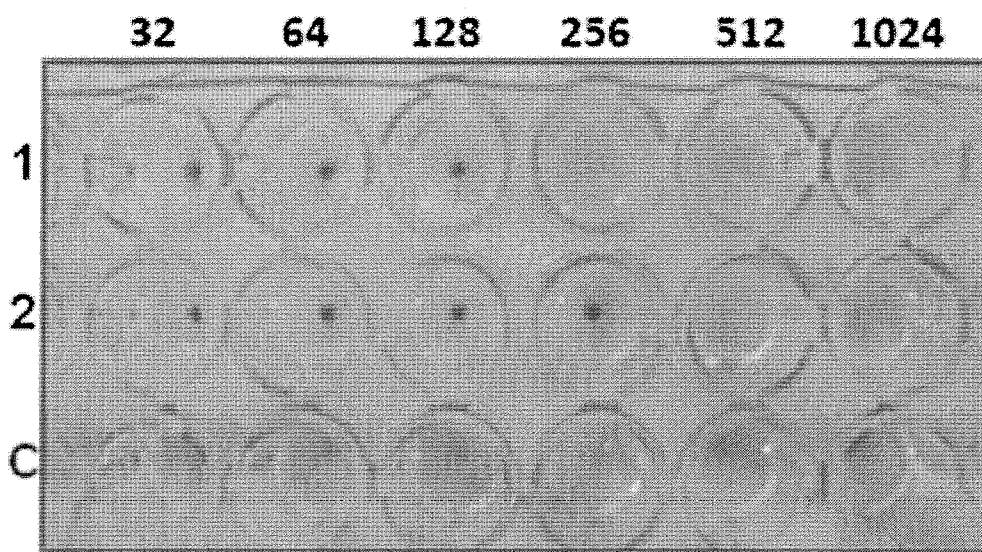


Fig. 7

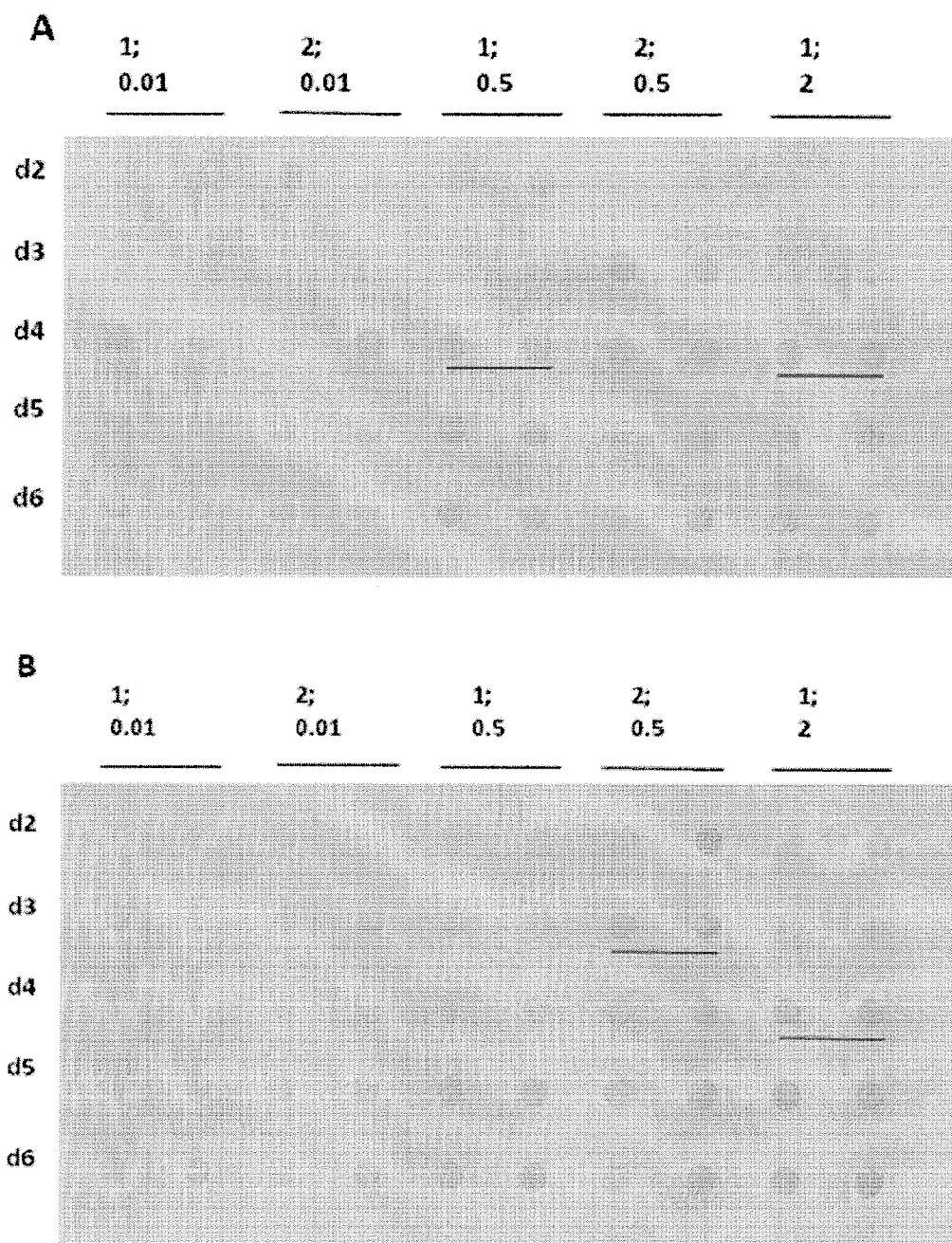
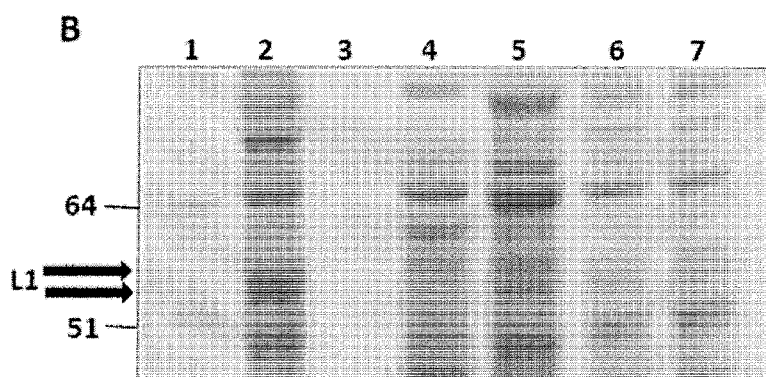
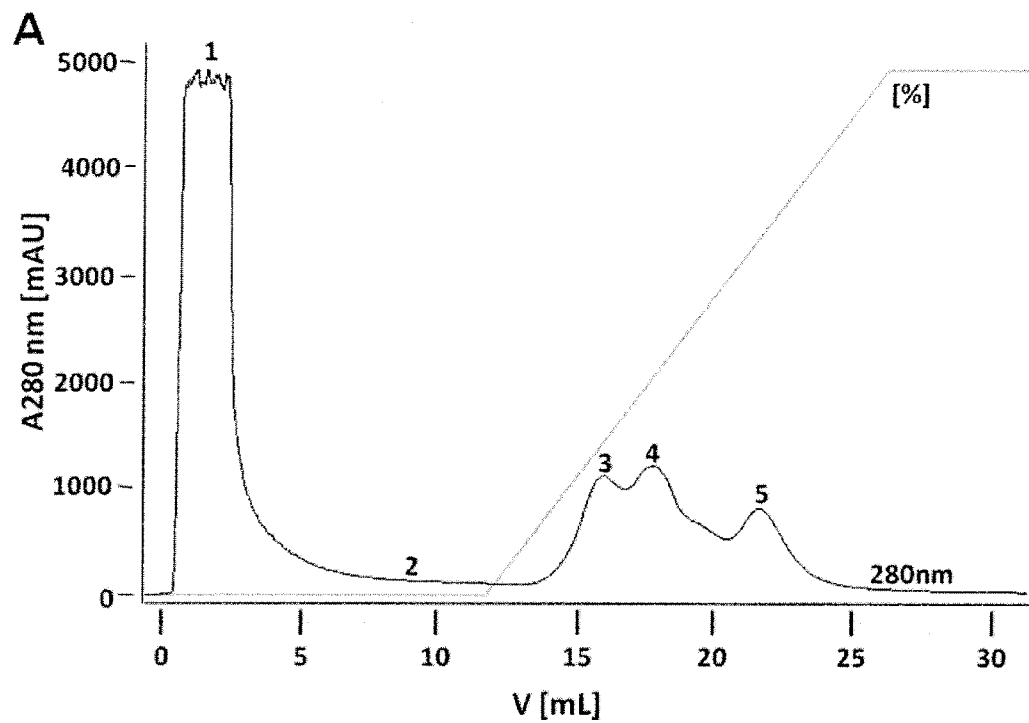



Fig. 8





RECOMBINANT VIRUS-LIKE PARTICLES ENCODED BY MULTI-GENE VECTOR

FIELD OF THE INVENTION

[0001] The invention relates to recombinant virus-like particles comprising epitopes from different virus strains, and vectors encoding these.

BACKGROUND OF THE INVENTION

[0002] There is an increasing interest in small natural biomolecules using them in different aspects in biomedicine, nanotechnology and material science. Virus simulators, virus capsids or virus-like particles are very attractive because of their regular structure, their homogenous particle size, their stability, the ease of production and the potential for manipulation. Virus-like particles possess dynamic structures, their interior is accessible and furthermore the coat is modifiable. Dependent on the application the virus-like particles could have an envelope or not and could be chosen as virus simulators. These embodiments could be used as new biological entities or targets, as vaccines, as antigens for antibody production, as research tools, as diagnostic tool, for drug delivery and bioconjugations. These virus simulators are formed by self-assembly of envelope and or capsid proteins of many viruses. The size varies between 22-150 nm dependent on the morphology of the particular virus. The virus simulators are non-infectious because they assemble without incorporating genetic material. Dependent on the application foreign genetic material could be included in the herein described virus simulator.

[0003] A promising application of these virus simulators is the production of vaccines against various diseases because their repetitive, high density display of epitopes elicit often a strong immune response. The small size of particles is an advantage for uptake by dendritic cells. Chimeric virus simulators offer an enormous potential in selective, multi-epitope, multi-protein, multi-serotype, multi-strain, or multi-species presentation.

[0004] There exist many expression systems for the production of virus simulators which include the baculovirus/insect cell system, various mammalian cell lines, either stably or transiently transfected or transduced with viral expression vectors, furthermore various species of yeast including *Saccharomyces cerevisiae* and *Pichia pastoris*, and *Escherichia coli* and other bacteria.

[0005] Vaccination is dependent on the generation of a sufficient immunity to protect from infectious diseases. The mostly used attenuated virus vaccines rely on limited replication of the virus in the host following immunization. But this kind of vaccination may cause severe reactions in some patients. Therefore the development of virus-like particles (VLP) as subunit vaccines is an advantage because the particles lack in general DNA or RNA genome but have the authentic conformation of the natural virus.

[0006] Vaccination is one of the most potent and cost-effective counter-measures to the threat of e.g. seasonal or pandemic influenza outbreaks. The ease of spread as an aerosol and the cause for a severe illness especially to susceptible humans are the major reasons why influenza is one of the most devastating viral diseases. Currently licensed seasonal vaccines are only partially protective, and the egg-based production is very time-consuming and cost-intensive. This strategy is vulnerable to the unanticipated emergence of epidemic

strains that are poorly matched or not matched at all by the vaccine. Due to the danger of emerging strains of avian influenza or influenza of other origin novel vaccine approaches are necessary.

[0007] In another aspect the research in the field of several important viruses like HCV, HIV, Ebola etc. is very difficult because of biosafety issues. Until now there exist only a few models for investigation of viral entry and viral trafficking. Diagnostic tools are based on the genome of these viruses because of the lack of appropriate non-infectious virus models.

[0008] Presently commercial human influenza vaccines contain hemagglutinin as their only or main viral antigen. Their production starts from viruses grown on embryonated chicken eggs or, more recently, in mammalian cells in tissue culture. The production in eggs requires selection of high yield, reassorted virus strains, is limited in capacity, time-consuming (6-8 months), and expensive. Beyond that it can cause problems in vaccinated persons allergic to egg protein. The production is only possible with non-lethal bird strains. One of the most important disadvantages of the egg-based production is the limited capacity. In case of a pandemic the production of the seasonal influenza vaccine has to be stopped in favour of a pandemic influenza vaccine production which could result in even more lethal events in the long run.

[0009] Vaccines against viral diseases rely traditionally on attenuated virus strains or inactivation of infectious virus. An appropriate environment is necessary for highly pathogenic or haemorrhagic viruses which constrains the production possibilities because of the biosafety level (e.g. BL3/BL4). For some viruses like human papilloma virus the attenuation will not be sufficient because the virus cannot be propagated in vitro. The ability to generate human papilloma virus (HPV)—like particles based vaccines (Gardasil, Cervarix) has changed the prospects for preventing cervical cancer in woman.

[0010] Due to the danger of emerging strains of avian influenza or other origin, novel vaccine approaches are necessary which result in an enhanced protection.

SUMMARY OF THE INVENTION

[0011] The invention relates to a recombinant virus-like particle comprising two or more different epitopes or different proteins comprising epitopes which are selected either (a) from different viral strains of the same virus and/or (b) from different serotypes of the same virus and/or (c) from different viral strains specific for different hosts. These recombinant virus-like particles are useful as vaccines, and the invention also relates to these vaccines.

[0012] Furthermore the invention relates to a vector comprising two or more polynucleotides coding for different epitopes or for different proteins comprising epitopes which are selected either (a) from different viral strains of the same virus and/or (b) from different serotypes of the same virus and/or (c) from different viral strains specific for different hosts, and to host cells comprising these vectors.

BRIEF DESCRIPTION OF THE FIGURE

[0013] FIG. 1: Schematic representations of vector constructs expressing multiple-epitope virus-like particles.

[0014] (A) (SEQ ID NO:1) Multivalent influenza A virus simulator containing different epitopes (M1, M2) from H1N1 viral strains as well as H3N2 (HA, NA) viral strains

[0015] (B) (SEQ ID NO:2) Chimeric human papilloma virus-like particle containing an epitope (L1) from serotypes HPV16 and HPV18

[0016] (C) (SEQ ID NO:3) Expression vector construct with embedded epitopes (HA, NA, M1, M2) from influenza B/Florida isolates

[0017] (D) (SEQ ID NO:4) Vector construct for expression of an epitope (L1) of HPV16 and HPV18 serotypes where both genes are under the control of different promoters

[0018] (E) (SEQ ID NO:5) Same Vector construct as (B) with deletion of promoter p10

[0019] The vectors contain two promoters P1 and P2 (<,>) selected from polh, p10 and p_{XIV} very late baculoviral promoters, vp39 baculoviral late promoter, vp39polh baculoviral late/very late hybrid promoter, pca/polh, pcna, etl, p35, egt, da26 baculoviral early promoters; CMV, SV40, UBc, EF-1, RSVLTR, MT, P_{DS47} , Ac5, P_{GAL} and P_{ADH} . The terminator sequences T1 and T2 (T) are selected from SV40, HSVtk or BGH (bovine growth hormone). Furthermore the vector contains the transposon sites TnL and TnR (L,R) for generation of MultiBacbacmid, a loxP site (LP) for site specific homologous recombination (plasmid fusion), an origin of replication (O), ampicillin (A) and gentamycine (G) resistance genes and defined restriction sites.

[0020] FIG. 2: Analysis of expressed chimeric influenza virus-like particles.

[0021] (A) The conformation of secreted (A, lane 2) as well as intracellular VLPs (prepared from SEQ ID NO:1, A, lane 1) is verified by immunoblotting using specific antibodies against the proteins HA (H3), NA (H3) and M2 (H1). Lane 3=ladder, protein sizes in kDa. The epitopes are co-localized, which means that they are assembled in one particle.

[0022] (B) Visualization of the chimeric Influenza virus-like particle (prepared from SEQ ID NO:3) by electron microscopy using negative staining with uranyl acetate. The spikes representing epitope HA are visible. The size of the particle is in the range of 50-80 nm.

[0023] FIG. 3: Chromatographic purification and analysis of secreted multi-epitope influenza virus-like particles prepared from SEQ ID NO:1.

[0024] (A) Chromatogram of gel filtration purification. The first peak (1) contains the virus-like particle (VLP). The other peaks (2-6) represent contaminant proteins.

[0025] (B) Coomassie-stained SDS-PAGE. The multiple epitopes of the virus-like particles are verified by analyzing different fractions from the 1st peak (1) representing the start (lane 1), middle (lane 2) and end (lane 3) part of the VLP containing peak. The ladder [kDa] is represented left of the first lane. Detection of epitopes is indicated by arrows.

[0026] (C) Western blot analysis according to Coomassie-stained gel using an anti-HA antibody.

[0027] FIG. 4: Functionality of nature-like influenza virus-like particles (VLP).

[0028] Twofold serial dilution series (1:2 to 1:2048) of the purified VLPs (prepared from SEQ ID NO:3) are analyzed by standard hemagglutination assay. 50 μ L purified particle solution was coated onto 96-well plate incubated with red blood cells (erythrocytes). The influenza VLP (1, upper part) are able to agglutinate red blood cells in a dose dependent manner.

[0029] Highest dilution is 1:1024. In contrast PBS, used as control (C), leads only to precipitation of erythrocytes, visible as a "dot" in the middle of the well.

[0030] FIG. 5: In vivo evaluation of multi-epitope influenza virus-like particles.

[0031] Mice are immunized either with 50 ng (mice 1-5) or 100 ng (mice 6-10) purified VLP prepared from SEQ ID NO:3, and as control with PBS (mice 11-12). Antibody titers after prime injection (3 weeks post injection) are indicated as white boxes, titers after a boost injection are indicated as black boxes (6 weeks post injection). The titers are presented as dilution of mice sera (y-axis). VLPs effectively stimulate an antibody immune response. The best results are obtained when immunization is performed with 100 μ L (mice 6-10), indicating a dose dependent immune response. A clear increase of the amount of anti-VLP antibodies is observed after boost. As expected, control animals (mice 11-12) showed no immune response.

[0032] FIG. 6: Confirmation of specific immune response to multi-epitope influenza VLP by hemagglutination inhibition assay.

[0033] The ELISA test was performed with sera taken at week 6 post injection to analyze the presence of specific anti-HA antibodies. Multi-epitope virus-like particles prepared from SEQ ID NO:3 were coated onto a 96-well plate, mixed with the sera and incubated for 30 min. The sera were tested in a series of twofold dilutions (1:2 to 1:1024). After incubation erythrocytes were added and incubated for further 30 min. Specific anti-Influenza-HA antibodies from different mice binding to multi-epitope virus-like particles result in inhibition of erythrocyte agglutination up to a dilution 1:128 (1) and dilution 1:256 (2), visible as erythrocyte precipitation ("dot") in the middle of the well. No hemagglutination inhibition is observed with sera sample of the control mouse (C).

[0034] FIG. 7: Screening of best expression conditions using 50 mL bioreactors.

[0035] The initial cell amount in the range of $1-2 \times 10^6$ cells/mL (TOI, 1 or 2), virus inoculum (MOI, 0.01-2) and time of harvest (days post infection, d2-d6) were determined by dot blot analysis.

[0036] (A) Determination of best expression parameters of an expression construct carrying only one epitope L1 which is used as control. Detection by a specific anti-HPV18 antibody (Abcam).

[0037] (B) Determination of best expression parameters of a multi-epitope expression construct carrying two epitopes from different serotypes (SEQ ID NO:2). Detection by specific anti-HPV16-(Camvir, Santa Cruz) and anti-HPV18-(Abcam) antibodies against the two epitopes HPV16 L1 and HPV18 L1.

[0038] FIG. 8: Chromatographic purification and analysis of multi-epitope human papilloma virus-like particles prepared from SEQ ID NO:2.

[0039] (A) Chromatogram of anion exchange chromatography using DEAE-sepharose column. Flow through (1), wash (2) and elution peaks (3-5) are indicated by numbers (1-5). The increased ionic strength of elution buffer is shown by a line [%]. 3=elution with 300 mM NaCl, 4=elution with 420 mM NaCl, 5=elution with 680 mM NaCl.

[0040] (B) Coomassie-stained SDS-PAGE. The presence of multiple epitopes of the virus-like particles were verified by analyzing different parts of the chromatogram. Lane 1=ladder [kDa], lane 2=VLP before purification, lane 3=wash step, lane 4=elution with 300 mM NaCl, lane 5=elution with 420 mM NaCl, lane 6=elution with 500 mM NaCl, lane 7=elution with 680 mM NaCl. Epitopes are indicated by arrows (L1).

[0041] (C) Western blot analysis with coomassie-stained gel using specific antibodies against two epitopes which are indicated by arrows (L1).

DETAILED DESCRIPTION OF THE INVENTION

[0042] The invention aims at producing novel virus-like particles for use as vaccines, diagnostic tools and R&D tools based on recombinant DNA and cell cultivation techniques for production. Particles of the invention meet the demand for vaccines suitable to combat a potential pandemic influenza outbreak. The recombinant virus-like particles of the invention are assembled by polypeptide chains that incorporate several, in particular two or more, such as two, three, four or five, or also multiples of three, such as six, nine or twelve, different epitopes or different proteins comprising epitopes which are selected either (a) from different viral strains of the same virus and/or (b) from different serotypes of the same virus and/or (c) from different viral strains specific for different hosts. These epitopes are then displayed on the particle surface. Selection of epitopes from different strains, serotypes and/or viruses specific for different hosts results in a multifunctional virus-like particle mimicking natural changes of viruses as they occur in nature, e.g. as observed in April 2009 during the outbreak of swine influenza. State of the art virus-like particles are either composed of a single protein or comprise up to three different epitopes derived from the same viral strain. The particle of the invention is encoded by a single DNA vector, either viral or plasmid based, which is used for the production in a host cell such as insect cells, bacterial cells and mammalian cells. In a preferred embodiment, the DNA vector is a baculovirus vector and the host cell an insect cell.

[0043] Epitopes of the invention are immunogenic peptides consisting of between 4 and 1000 amino acids, preferably between 6 and 100 amino acids, and are preferably neutralization epitopes. Neutralization epitopes are epitopes which, when bound by antibodies as the results of an immunogenic response, lead to neutralization of the virus carrying such a neutralizing epitope. Epitopes as understood herein may be repetitive, and may be part of a larger protein, in particular part of an antigen, part of a viral surface protein or part of a viral membrane protein. Such epitopes incorporated in viral surface proteins or viral membrane proteins are preferred. If the intended use of the virus-like particles according to the invention is as a R&D tool, diagnostics tool or a virus simulator it is important that the epitopes are part of complete viral proteins providing a complete virus-type surface.

[0044] Different viral strains of the invention are, for example, different strains of influenza virus, for example influenza virus A strains H1N1, H5N1, H9N1, H1N2, H2N2, H3N2 or H9N2, or also influenza virus B or influenza virus C.

[0045] Different serotypes of the invention are, for example, different serotypes of human papilloma virus (HPV), for example serotypes 6, 11, 16, 18, 31, 33, 35, 39, 45, 48, 52, 58, 62, 66, 68, 70, 73 and 82, but also from the proto-oncogenic types HPV 5, 8, 14, 17, 20 and 47 or from papilloma relevant types HPV 6, 11, 13, 26, 28, 32 and 60.

[0046] Virus strains specific for different hosts means particularly adapted to the corresponding host, and are, for example, human influenza virus strains, swine influenza virus strains and avian influenza virus strains. In this context, specific for a host means that the virus is easily transmitted from one host to another host of the same type, but not to a different

type of host. For example, an avian virus strain is easily transmitted from birds to other birds, but not to other animals or to humans.

[0047] In a preferred embodiment the particle comprising epitopes from different strains, serotypes and/or viruses specific for different hosts are combined with B- and/or T-cell epitopes in order to induce a broader immune response.

[0048] In another preferred embodiment the virus-like particle consists of proteins forming a complete virus-like surface, optionally further comprising capsid and nucleopore proteins. The virus-like particle of the invention may further comprise fluorescent proteins, proteins useful for purification purposes of the particles or for attaching a label, and proteinaceous structures required for transport processes and stability.

[0049] The herein described polypeptides and virus like particles are generated in a shorter time and in unlimited amounts compared to actual vaccine manufacturing processes, due to the use of specific genetic and process engineering tools. The capability to assemble the required viral genes by modern molecular biology methods, such as the MultiBac technology (WO 2005/085456; I. Berger et al., Nature Biotechnology 22, 1583, 2004), Polybac technology (WO 2007/054250), or gene synthesis, for instance, allows for fast assembly of the coding DNA vector. The use of these technologies does not require any physical transfer of original, potentially dangerous viruses during the development, manufacturing or administration of virus-like particles and vaccines of the invention. For the construction of particles of the invention it is sufficient to use nucleotide sequences from an infected individual. This stands in major contrast to classical egg-based methods for generating vaccines, which require genetically modified virus as a seed-strain virus. Particles of the invention are manufactured using modern disposable tissue culture techniques which allow for high production capacity. In the preferred embodiment of baculoviral vector and insect cells as host cells the manufacturing process can be quickly set-up, and production times are short, i.e. in the range of weeks rather than months compared to egg-based methods. Additionally, the construction of disposable tissue culture facilities is less time-consuming and costly compared to setting up an egg-based facility. As a consequence large amounts of vaccine for a full population can be produced and re-produced within short time frames, and several different types of vaccines, e.g. seasonal influenza vaccines and pandemic influenza vaccines, can easily be produced in parallel. Difficult decisions by health authorities for the one or the other vaccine due to capacity limits of egg-based vaccine manufacturing plants will not be required.

[0050] The invention relates to a recombinant virus-like particle comprising two or more, such as two, three, four or five, or also multiples of three, such as six, nine or twelve, different epitopes or different proteins comprising epitopes which are selected either (a) from different viral strains of the same virus and/or (b) from different serotypes of the same virus and/or (c) from different viral strains specific for different hosts. Preferred are recombinant virus-like particle comprising three or more, preferably four or more different epitopes or different proteins comprising epitopes. Likewise preferred are recombinant virus-like particle comprising multiples of three, such as six, nine or twelve different epitopes or different proteins comprising epitopes. The epitopes are selected from two different strains, serotypes or virus strains specific for different hosts, or from three different strains, serotypes or virus strains specific for different hosts, or from

four different strains or serotypes. Preferred are virus-like particles comprising several epitopes from three different strains or serotypes. Likewise preferred are virus-like particles comprising several epitopes from virus strains specific for two or three different hosts.

[0051] Furthermore the invention relates to a vector comprising two or more, such as two, three, four or five, or also multiples of three, such as six, nine or twelve, different polynucleotides coding for epitopes or for different proteins comprising epitopes which are selected either (a) from different viral strains of the same virus and/or (b) from different serotypes of the same virus and/or (c) from different viral strains specific for different hosts. "Polynucleotides" as used herein may represent a chain of between 12 and 3,000 nucleotides, includes oligonucleotides as commonly designated, and may be a viral gene or open reading frame from the mentioned different viral sources, in particular genes or open reading frames encoding viral surface proteins or viral membrane proteins.

[0052] Preferred are vectors coding for preferred virus-like particles mentioned hereinbefore.

[0053] Most preferred is a vector comprising a polynucleotide sequence selected from SEQ ID NO: 1 to 5.

[0054] In preferred embodiments a virus-like particle of the invention comprises

[0055] (1) the same type of a surface protein from two or three different strains or serotypes of the same virus;

[0056] (2) a mixture of more than two different surface proteins from different viral strains, e.g. from influenza virus strains H5N1 and H1N1;

[0057] (3) a mixture of different surface proteins combined from viruses specific for different hosts, e.g. from influenza virus specific for swine, human and/or avian hosts.

[0058] Viruses considered as source for epitopes to be comprised in virus-like particles of the invention are, for example, influenza virus, HPV, HIV, CMV, Dengue, HCV and Newcastle Disease Virus. Epitopes may be derived from other viruses and from bacteria. Particularly preferred is influenza virus. Equally preferred is human papilloma virus (HPV).

[0059] Vectors considered are DNA vectors, and can either be a plasmid vector or a viral vector. Methods to assemble such vectors are standard methods of state of the art molecular biology. Preferred methods are MultiBac such as described in WO 2005/085456 and in I. Berger et al., Nature Biotechnology 22, 1583, 2004, or Polybac methods such as described in WO 2007/054250, combined with CAPTM technology and state of the art gene synthesis technologies. These technologies allow assembling a multi-gene co-expression DNA vector which is suitable for expression in different host cells. The preferred DNA vector of the invention is a baculoviral vector.

[0060] The host cell used for the expression of vectors of the invention can be any prokaryotic (e.g. *E. coli*) or eukaryotic expression cell line. For expression of a preferred baculoviral vector an insect cell line is preferred. Examples of insect cell lines are, e.g., SF9, SF21, Hi-5, Express Sf+, and S2 Schneider cells. For expression in a eukaryotic system, mammalian cells are preferred, in particular human cells, e.g. HeLa, Huh7, HEK293, HepG2, BHK, CHO, MT-2, bone-marrow fibroblasts, primary neural cells, or embryonic cells. For expression in yeast *S. cerevisiae*, *S. pombe*, *C. albicans*, or *P. pastoris* cells may be used.

[0061] Cultivation and propagation of host cells according to the invention can be done in any vessel, bioreactor or disposable unit providing the appropriate conditions for the particular host cell.

[0062] The virus-like particles of the invention can be used as vaccines. Furthermore they may be used as antigens in diagnostic tools, antigens for antibody generation, and as virus simulators for research and development tools, e.g. viral entry studies and virus-host interaction studies.

[0063] Vaccines according to the invention contain the recombinant virus-like particle in aqueous solution optionally further containing viscosity-regulating compounds, stabilizing compounds and/or adjuvants increasing the immunogenicity, as is known in the state of the art.

[0064] In a particular embodiment H3N2 Influenza virus-like particles are constructed using the methods of Berger et al., Nature Biotechnology, 2004, WO2005/085456 and WO 2007/054250 and CAPTM technology. At least one M1 and M2 gene of the H1N1 Influenza strain A/Puerto Rico/834 is cloned by PCR amplification into the transfer vector pFL (WO 2007/054250, FIG. 1) together with the HA gene of influenza A/Brisbane10/2007 and the NA gene of influenza A/Brisbane10/2007. The construct is confirmed by DNA sequencing.

[0065] In another particular embodiment the same cloning techniques are used to introduce at least one L1 gene of both serotypes HPV16 and HPV18 or further serotypes from the group 2, 4, 6, 11, 31, 33-35, 39, 40-45, 51-53, 55-59, 62, 66, 68, 70, 73, and 77, cloned into the transfer vector pFL (FIG. 1).

Experimental Part

[0066] The baculoviral vectors termed MultiBac or YFP-MultiBac (WO 2005/085456), which allow propagation in *E. coli* cells, and CAPTM technology are used for generation of recombinant AcNPVs (Autographa californica nuclear polyhedrosis virus, a baculovirus) using a conventional system (Fitzgerald et al., Nature Methods, 3, 1021, 2006). 10 ng of the multi-gene vector is transformed in DH10MultiBac and/or DH10YFPMultiBac competent cells. Positive clones are selected by blue/white screening and PCR. The corresponding MultiBac bacmid DNA is isolated using the Birnboim & Doly method. Recombinant AcNPVs are generated by transfection of 1 µg of multi-gene MultiBac bacmid in 0.9×10^6 Sf21 (Invitrogen) cells using transfection reagent Eugene (Roche) according to the manufacturers protocol. Virus amplification is done as described previously (Fitzgerald et al., Nature Methods, 3, 1021, 2006). The titer of all recombinant AcNPVs is determined by plaque assay described in the Bac-to-Bac-Manual (Invitrogen). Protein production parameters like multiplicity of infection (MOI), cell number (TOI) and time of harvest (TOH) are analyzed with small scale expression studies.

EXAMPLE 1

Generation of Expression Vector Construct

[0067] To manufacture various constructs the multiplication module M present in the transfer vector pFL (WO 2005/085456 and CAPTM technology) is used according to the described method in WO 2005/085456. DNA of epitopes are either obtained by isolation of viral RNA from original virus followed by reverse transcription combined with PCR (for the influenza virus epitopes) or by gene synthesis (provided by

the company Geneart). The reverse transcription is performed using the RevertAid™ H Minus First strand cDNA Synthesis kit (Fermentas) according to the manufacturer's protocol. The cDNA (2 μ L) is used as template for PCR reaction. The following conditions are used based on the manufacturer's protocol. For a 50 μ L total volume reaction 0.2 mM dNTP (NEB), 1.2% DMSO, 0.5 μ M reverse and forward primer (Microsynth), 10 μ L 5 \times Phusion GC reaction buffer and 2U Phusion Hot Start Polymerase (Finnzyme) are used. For multi-gene assembly the appropriate restriction sites (BstZ17I, SpeI, PmeI, AvrII) are introduced using PCR. The PCR fragments are cut with the restriction enzymes followed by ligation and transformation processes to integrate the multiplication module into the transfer vector. The ligation is done overnight at 4° C. using 500 ng linearized transfer vector (pFL), 4 μ L PCR product and 1U T4-DNA-ligase (Fermentas). To generate the plasmid 4 μ L ligation solution are added to 50 μ L competent DH5 α cells and incubated for 30 min on ice. After a heat shock at 42° C. for 30 sec and a 2 min cold shock at 4° C., 200 μ L LB medium is added and incubated for 1 h at 37° C. and 220 rpm. Afterwards 80 μ L of the cell suspension is plated on LB agar plates containing the appropriate antibiotics, in this case 100 μ g ampicillin and 100 μ g gentamycin. The whole procedure is repeated until all epitopes are introduced into the transfer vector.

[0068] Influenza epitopes are selected from the genes HA and NA, both chosen from a H3N2/Brisbane10/2007 strain whereas epitopes from M1 and M2 are chosen from H1N1/Puerto Rico/834 strain. The M1 epitope is controlled by the promoter p10, all other epitopes are controlled by the polyhedrin promoter polh. All epitopes are present on the same vector construct (FIG. 1A, SEQ ID NO:1). Influenza B/Florida/2006 isolates are chosen to generate a construct with multiple epitopes from the genes HA, NA, M1 and M2 (FIG. 10, SEQ ID NO:3). Human papillomavirus epitopes are selected from the gene L1 from the cancer relevant serotypes HPV16 and HPV18 and are unified in one vector construct. Both epitopes are controlled by the polyhedrin promoter polh (FIG. 1B, SEQ ID NO:2). To improve the expression yield the p10 promoter is deleted in a further construct (FIG. 1E, SEQ ID NO:5). In another construct HPV16 epitope is controlled by p10 promoter whereas the polyhedrin promoter polh is chosen for the HPV18 epitope (FIG. 1D, SEQ ID NO:4).

EXAMPLE 2

Generation of Recombinant Baculovirus

[0069] This virus contains multiple epitopes to generate virus-like particles or virus simulators which present these epitopes on their surface. The virus-like particles can be used for different applications, e.g. as vaccines in the influenza field. The AcNPV-derived baculovirus contains multiple different epitopes from the viral strains recommended by WHO for the 2008/2009-VLP vaccination campaign. All genes of the transfer vector are transposed by site specific homologous recombination into MultiBac cells according to the protocol of WO 2005/085456.

[0070] 10 ng transfer vector are added to 100 μ L MultiBac competent cells and incubated for 30 min at 4° C. After a heat shock at 42° C. for 45 sec and a 2 min cold shock at 4° C. 400 μ L LB medium is added and the cell solution is incubated for 4 h at 37° C. and 220 rpm. Different dilutions are plated on appropriate LB agar plates containing various antibiotic resistances. Based on blue/white and PCR screening several

correct MultiBac clones are selected. The corresponding MultiBac bacmid DNA is isolated using the Birnboim & Doly method. At least four MultiBac bacmid clones are selected for initial transfection of insect cells like Sf9 or Sf21 to generate the recombinant AcNPV-derived baculovirus. This is generated by transfection of 1 μ g of multi-gene MultiBac bacmid in 0.9×10^6 Sf21 (Invitrogen) cells using transfection reagent Fugene (Roche) according to the manufacturer's protocol. Virus amplification is done as described previously (Fitzgerald et al., Nature Methods, 3, 1021, 2006; Bac-to-Bac-Manual, Invitrogen). The virus is amplified to expand the volume and increase the infectious titer which is determined by plaque assay according to Bac-to-Bac-Manual (Invitrogen). The best expression construct is determined by 50 mL small scale expression experiments followed by determination of protein yield by Bradford Assay (ADV, Cytoskeleton). Expression of best expressor is further verified by Western blot analysis with antibodies against the multiple different epitopes (FIG. 2A).

EXAMPLE 3

Production and Purification of Multi-Epitope Influenza Virus-Like Particles in Insect Cells

[0071] After determination of the best expression construct the biotechnological production parameters like cell line, cell amount (TOI), amount of recombinant virus inoculum (multiplicity of infection, MOI) and time of harvest (TOH) are determined in 50 mL bioreactors. A matrix of different TOI, MOI and TOH are designed according to Eibl, Riesen and John (Bioforum 03/2009) and Friesen J. (Bachelor thesis, University of Applied Science, Esslingen, Germany). The expression of secreted or intracellular multi-epitope virus-like particles is observed for six to eight days with daily sample taking. For intracellular particles (e.g. HPV) the cell pellets are lysed with 50 mM TrisCl, pH 7.6, 100 mM NaCl, 0.1% TritonX100 and centrifuged for 10 min, at 4° C. and 8000 \times g. The epitopes of the virus-like particles present in the supernatant are further verified using a Dot-blot apparatus (Biometra) followed by Western blotting with specific antibodies. Conditions resulting in the highest yield are defined as expression parameters preferring a harvest time between three and four days. According to these defined parameters the virus-like particles are produced either in shaker flasks or wave cultibags in fall armyworm *Spodoptera frugiperda* cells Sf9 and Sf21. For multi-epitope influenza virus-like particles expression Sf21 cells are chosen with the following conditions: 1.5×10^6 cells/mL, MOI 0.05 and harvest time at day four post infection. Cells are propagated at 27° C. without carbon dioxide and fetal calf serum supplementation. According to defined time of harvest the secreted virus-like particles are collected by centrifugation at 500-1000 \times g for 20 min at 4° C. The supernatant volume containing the particles is reduced for purification by tangential flow filtration using cassettes (Sartocon-Slice 200, Sartorius and CentramateOS, PALL) with a cut-off of 100 kDa. The purification of virus-like particles is performed with scalable chromatographic methods and sucrose gradient ultracentrifugation.

[0072] The chromatographic purification is a multi-step purification using cation exchange, anion exchange and gel filtration chromatography. The supernatant is loaded onto a CaptoQ column connected to an FPLC-system (AEKTA purifier, GE Healthcare) in 50 mM phosphate buffer, pH 7.4. The particles are eluted with increasing salt concentrations in

a linear gradient using 50 mM phosphate, 1 M NaCl, pH 7.4. The particle containing fractions are pooled and further purified by gel filtration chromatography (VLP from SEQ ID NO:1, FIG. 3). The purification is performed in 50 mM phosphate, 150 mM NaCl, pH 7.4 buffer using a HighLoad Superdex 200 pg column. All chromatography steps are analyzed by SDS-PAGE followed by coomassie staining and immunoblotting.

EXAMPLE 4

Analysis of Purified Influenza Virus-Like Particles

[0073] To confirm the presence of the different epitopes purified material is analyzed by SDS-PAGE followed by coomassie staining or Western blot. 150 µl of different chromatography fractions are loaded on a 4-12% Bis-Tris NuPAGE gel (Invitrogen), run for 15 min at 150 V and for 45 min at 175 V and coomassie stained using SimplyBlueSafestain (Invitrogen). For immunoblotting the proteins are transferred onto a nitrocellulose membrane (BioRAD) at 19 V for 40 min using a semi-dry apparatus (BioRAD). After blocking unspecific binding sites for 30 min with 5% non-fat-dry-milk-TrisCl-Tween20 (0.1%) solution, the membrane is incubated over night at 4° C. with antibodies against HA, NA and matrix proteins. The membrane is washed several times with TrisCl-Tween20 (0.1%) buffer. Dependent on the source of primary antibody the second antibody is either an anti-mouse or anti-rabbit connected with alkaline phosphatase or horse-radish-peroxidase for detection. A co-localization of these proteins show the assembly and the production derived from one expression vector and one baculovirus (FIG. 3B, from SEQ ID NO:1). This co-localization can also be shown for the expression constructs containing the genes HA, NA and both matrix proteins M1 and M2 including their membrane anchors.

EXAMPLE 5

Functionality of Influenza Virus-Like Particles (VLP)

[0074] To analyze if the VLPs correctly integrate the hemagglutinin protein (HA) in their surface, a standard hemagglutination assay using red blood cells (RBC) from chicken is performed (FIG. 4, VLP from SEQ ID NO:3). Twofold serial dilutions of the purified VLPs are carried out with PBS (1×) in V-formed 96 well plates. An equal amount of erythrocytes (1% solution) is added and incubated for 1 h at 4° C. The appearance of RBC aggregates on the bottom of the well indicates lack of hemagglutination. Titers are expressed as the inverse of the highest dilution of the purified VLP solution to agglutinate RBCs. The results obtained show that VLPs are able to agglutinate chicken erythrocytes and demonstrate indirectly the presence of HA on the VLP surface. The negative control (PBS) shows no agglutination.

EXAMPLE 6

In vivo Evaluation of Influenza VLP

[0075] The immunogenicity (stimulation of immune system) of VLPs (prepared from SEQ ID NO:3) is tested in vivo using two groups of mice which are subcutaneously immunized in a prime boost schedule at week 0 and week 3 respectively. Immunization is performed using 50 or 100 µl (50 or 100 ng) of VLPs in suspension. To determine the quality of

the immune response of the VLPs alone, no adjuvant is used. Mice are bled at week 3 and 6 and sera are analyzed to look for antibody responses against the immunized VLPs. Results obtained show that VLPs are effective at stimulating an antibody immune response. The best results are obtained when immunization is performed with 100 µl, indicating a dose dependent immune response. A clear increase of the amount of anti-VLP antibodies is observed after boost. As expected, naïve animals show no immune response.

[0076] To reconfirm the specificity of the immune response, a hemagglutination inhibition test is performed at week 6 to analyze the presence of specific anti-HA antibodies. The results show that specific anti-Influenza-HA antibodies are able to inhibit erythrocyte agglutination up to a dilution 128 (mouse 6) and a dilution 256 (mouse 8). No hemagglutination inhibition is observed with sera sample of the naïve mouse. Newly generated multi-epitope influenza-VLPs are able to stimulate the immune system in a dose dependent manner. When the immune system is re-stimulated with a boost, the immune response increases at least 15 times. The specificity of the elicited immune response is analyzed by ELISA and a hemagglutination test.

EXAMPLE 7

Production and Purification of Multi-Epitope Virus-Like Particles Carrying Human Papillomavirus Epitopes in Various Cell Lines

[0077] The biotechnological production parameters like cell line, cell amount (TOI), amount of recombinant virus inoculum (multiplicity of infection, MOD and time of harvest (TOH) are determined in 50 mL bioreactors (FIG. 7) according to Eibl et al. (Bioforum 3/2009). According to these defined parameters the virus-like particles are produced either in shaker flasks or wave cultibags in fall armyworm *Spodoptera frugiperda* cells Sf9 and Sf21. Multiple-epitope papilloma virus-like particles are expressed from SEQ ID NO:2 in Sf21 cells using 2×10^6 cells/mL, MOI 0.5 and harvest time at day three post infection. Cells are propagated at 27° C. without carbon dioxide and fetal calf serum supplementation. At defined harvest time (three days post infection) intracellular virus-like particles are collected by centrifugation at 500-1000×g for 20 min at 4° C. The cells are lysed using hypotonic phosphate buffers followed by ultrasonication. After a centrifugation step at 4° C. and 2000×g the supernatant was collected. The purification of virus-like particles is performed with scalable chromatographic methods and sucrose gradient ultra-centrifugation. The chromatographic purification is a multi-step purification using cation exchange, anion exchange and gel filtration chromatography. The supernatant is loaded onto a CaptoDEAE column connected to an FPLC-system (AEKTA purifier, GE Healthcare) in 50 mM phosphate buffer, pH 7.4. The particles are eluted with increasing salt concentrations in a linear gradient using 50 mM phosphate, 1 M NaCl, pH 7.4 (FIG. 8A). The particle containing fractions are pooled and further purified using a hydroxyapatite column. Binding is performed in 20 mM phosphate buffer, pH 7.0 followed by linear gradient elution with 500 mM phosphate, 150 mM NaCl, pH 7.0. To polish the multi-epitope particles a gel filtration chromatography is done. The purification is performed in 50 mM phosphate, 150 mM NaCl, pH 7.4 buffer using a HighLoad Superdex 200 pg

column. All chromatography steps are analyzed by SDS-PAGE followed by coomassie staining and immunoblotting.

EXAMPLE 8

Analysis of Purified Chimeric Human Papilloma Virus-Like Particles

[0078] To confirm the presence of the different epitopes in purified material, the VLP prepared from SEQ ID NO:2 is analyzed by SDS-PAGE followed by coomassie staining (FIG. 8B) and Western blot (FIG. 8C). For immunoblotting antibodies against L1 protein of different serotypes are used. 150 µl of different chromatography fractions are loaded on a 4-12% Bis-Tris NuPAGE gel (Invitrogen), run for 15 min at 150 V and a for 45 min at 175 V and coomassie stained using SimplyBlueSafestain (Invitrogen). For immunoblotting the proteins are transferred onto a nitrocellulose membrane (Bio-RAD) at 19 V for 40 min using a semi-dry apparatus (Bio-RAD). After blocking unspecific binding sites for 30 min with 5% non-fat-dry-milk-TrisCl-Tween20 (0.1%) solution, the membrane is incubated over night at 4° C. with antibodies against L1 epitopes. Camvir antibody (SantaCruz) is used for HPV16 and anti-HPV18ab (Abcam) for HPV18 detection.

The membrane is washed several times with TrisCl-Tween20 (0.1%) buffer. The membrane is incubated for 1 h with an anti-mouse antibody connected with alkaline phosphatase for detection. The epitopes are detected by BCIP/NPT solution. A co-localization of these proteins show the assembly and production derived from one expression vector and one baculovirus.

EXAMPLE 9

Functionality of Chimeric Human Papilloma Virus-Like Particles (VLP)

[0079] To analyze if the human papilloma virus-like particles prepared from SEQ ID NO:2 correctly integrate the L1 protein in their surface, a standard ELISA assay is performed. Twofold serial dilutions of the purified VLPs are carried out with PBS (1×) in V-formed 96 well plates. An equal amount of a serotype specific antibody (concentration 1:1000) is added and incubated for 1 h at 37° C. Appropriate binding of the antibody to the L1 protein is detected using a second antibody with a horse-radish peroxidase and a chemoluminescent detection system. The results obtained show binding of antibodies to the recombinant expressed epitopes in a dose dependent manner. The negative control (PBS) showed no binding.

SEQUENCE LISTING

<160> NUMBER OF SEQ ID NOS: 5

<210> SEQ ID NO 1

<211> LENGTH: 10482

<212> TYPE: DNA

<213> ORGANISM: Artificial

<220> FEATURE:

<223> OTHER INFORMATION: multi-epitope influenza A virus-like particle

<400> SEQUENCE: 1

```

ttctctgtca cagaatgaaa atttttctgt catctcttcg ttattaatgt ttgtaattga      60
ctgaatatca acgcttattt gcagcctgaa tggcgaatgg gacgcgccct gtagcgggcg      120
attaagcgcg gcgggtgtgg tggttacgcg cagcgtgacc gctacacttg ccagcgccct      180
agcgcccget cctttcgctt tcttcccttc ctttctcgcc acgttcgccc gctttccccc      240
tcaagctcta aatcgggggc tccttttagg gttccgattt agtgctttac ggcacctcga      300
ccccaaaaaa cttgattagg gtgatggttc acgtagtggg ccatcgccct gatagacggg      360
ttttcgccct ttgacgttgg agtccacggt cttaatagtg gactcttggt ccaaactgga      420
acaacactca accctatctc ggtctattct ttgattttat aagggaattt gccgatttcg      480
gcctattggg taaaaaatga gctgatttaa caaaaattta acgcgaattt taacaaaata      540
ttaacgctta caatttaggt ggcacttttc ggggaaatgt gcgcggaacc cctatttggt      600
tatttttcta aatacattca aatatgtatc cgctcatgag acaataacco tgataaatgc      660
ttcaataata ttgaaaaagg aagagtatga gtattcaaca ttccgtgtgc gcccttatcc      720
ccttttttgc ggcattttgc cttcctgttt ttgctcacc cagaaacgctg gtgaaagtaa      780
aagatgctga agatcagttg ggtgcacgag tgggttacat cgaactggat ctcaacagcg      840
gtaagatcct tgagagtttt cgccccgaag aacgttttcc aatgatgagc actttttaaag      900
ttctgctatg tggcgcggtg ttatcccgta ttgacgcggg gcaagagcaa ctcggtcgcc      960

```


-continued

gcatacacta	ttctcagaat	gacttggttg	agtactcacc	agtcacagaa	aagcatctta	1020
cggatggcat	gacagtaaga	gaattatgca	gtgctgccat	aaccatgagt	gataaacactg	1080
cggccaactt	acttctgaca	acgatcggag	gaccgaagga	gctaaccgct	tttttgacaa	1140
acatggggga	tcatgtaact	cgccttgatc	gttgggaacc	ggagctgaat	gaagccatac	1200
caaacgacga	gcgtagacac	acgatgcctg	tagcaatggc	aacaacgttg	cgaaaactat	1260
taactggcga	actacttact	ctagcttccc	ggcaacaatt	aatagactgg	atggaggcgg	1320
ataaagttgc	aggaccactt	ctgcgctcgg	cccttcgggc	tggtcggttt	attgctgata	1380
aatctggagc	cggtagagct	gggtctcgcg	gtatcattgc	agcactgggg	ccagatggta	1440
agccctcccg	tatcgtagtt	atctacacga	cggggagtcg	ggcaactatg	gatgaacgaa	1500
atagacagat	cgtgagata	ggtgcctcac	tgattaagca	ttggaactg	tcagaccaag	1560
tttactcata	tatactttag	attgatttaa	aacttcattt	ttaatttaaa	aggatctagg	1620
tgaagatcct	ttttgataat	ctcatgacca	aaatccctta	acgtgagttt	tcgttccact	1680
gagcgtcaga	ccccgtagaa	aagatcaaag	gatcttcttg	agatcctttt	tttctgcgcg	1740
taatctgctg	cttgcaaaca	aaaaaaccac	cgtaccagc	ggtggtttgt	ttgccggatc	1800
aagagctacc	aactcttttt	ccgaaggtaa	ctggcttcag	cagagcgag	ataccaaata	1860
ctgttcttct	agtgtagccg	tagttaggcc	accacttcaa	gaactctgta	gcaccgccta	1920
catacctcgc	tctgctaate	ctgttaccag	tggtgctg	cagtggcgat	aagtcgtgtc	1980
ttaccggggt	ggactcaaga	cgatagttac	cggataaggc	gcagcggtcg	ggctgaacgg	2040
gggggtcgtg	cacacagccc	agcttgagc	gaacgaccta	caccgaactg	agatacctac	2100
agcgtgagct	atgagaaagc	gccacgcttc	ccgaaggag	aaaggcggac	aggtatccgg	2160
taagcggcag	ggtcggaaca	ggagagcgca	cgaggagct	tccaggggga	aacgcctggt	2220
atctttatag	tcctgtcggg	tttcgccacc	tctgacttga	gcgtcgattt	ttgtgatgct	2280
cgtcaggggg	gcgagccta	tggaacacg	ccagcaacgc	ggccttttta	cggttcctgg	2340
ccttttgctg	gccttttgct	cacatgttct	ttcctgcgtt	atccctgat	tctgtggata	2400
accgtattac	cgcctttgag	tgagctgata	cgcctcgccg	cagccgaacg	accgagcgca	2460
gcgagtcagt	gagcgaggaa	gcggaagagc	gcctgatg	gtattttctc	cttacgcac	2520
tgtgcggtat	ttcacaccgc	atagaccagc	cgcgtaacct	ggcaaatcgc	gttacgggtg	2580
agtaataaat	ggatgccctg	cgtaagcggg	tgtgggcgga	caataaagtc	ttaaaactgaa	2640
caaaatagat	ctaaactatg	acaataaagt	cttaaaactag	acagaatagt	tgtaaaactga	2700
aatcagttca	gttatgctgt	gaaaaagcat	actggacttt	tgttatggct	aaagcaaact	2760
cttcattttc	tgaagtgcga	attgcccgtc	gtattaaaga	ggggcgtggc	caagggcatg	2820
gtaaagacta	tattcgcggc	gttgtagcaa	tttaccgaac	aactccgcgg	ccgggaagcc	2880
gatctcggct	tgaacgaatt	gttaggtggc	ggacttggg	tcgatatcaa	agtgcacac	2940
ttcttcccgt	atgcccaact	ttgtatagag	agccactg	ggatcgtcac	cgtaactctgc	3000
ttgcacgtag	atcacataag	caccaagcgc	gttggcctca	tgcttgagga	gattgatgag	3060
cgcgggtggca	atgccctgcc	tccggtgctc	gccggagact	gcgagatcat	agatatagat	3120
ctcactacgc	ggctgctcaa	acttgggcag	aacgtaagcc	gcgagagcgc	caacaaccgc	3180
ttcttggtcg	aaggcagcaa	gcgcgatgaa	tgtcttacta	cggagcaagt	tcccgaggta	3240

-continued

atcggagtc	ggctgatgt	gggagtaggt	ggctacgtct	ccgaactcac	gaccgaaaag	3300
atcaagagca	gcccgcattg	atttgacttg	gtcagggccg	agcctacatg	tgcgaaatgat	3360
gcccatactt	gagccaccta	actttgtttt	agggcgactg	ccctgctgcg	taacatcggt	3420
gctgctgctg	aacatcggtg	ctgctccata	acatcaaaaca	tcgacccacg	gcgtaacgcg	3480
cttgctgctt	ggatgcccga	ggcatagact	gtacaaaaaa	acagtcataa	caagccatga	3540
aaaccgccac	tgccgcgtta	ccaccgctgc	gttcgggtcaa	ggttctggac	cagttgcgtg	3600
agcgcatacg	ctacttgcat	tacagtttac	gaaccgaaca	ggcttatgtc	aactgggttc	3660
gtgcttcat	ccgtttccac	gggtgctgct	acccggcaac	cttgggcagc	agcgaagtcg	3720
aggcatttct	gtcctggctg	gcgaacgagc	gcaagggttc	ggctctccacg	catcgtcagg	3780
cattggcggc	cttgctgttc	ttctacggca	agggtgctgtg	cacggatctg	cccttgcttc	3840
aggagatcgg	tagacctcgg	ccgtcgcggc	gcttgccggg	gggtctgacc	ccggatgaag	3900
tggttcgcat	cctcggtttt	ctggaaggcg	agcatcggtt	gttcgcccag	gactctagct	3960
atagtcttag	tggttggcta	cagctttgtt	tgtactatca	acaggttgaa	ctgctgatca	4020
acagatcctc	tacgcggccg	cgggtaccata	acttcgtata	gcatacatta	tacgaagtta	4080
tctggtttaa	acgtaccctg	agtggctatg	gcagggcttg	ccgccccgac	ggtggctgcg	4140
agccctgggc	cttcacccca	acttgggggt	tgggggtggg	aaaaggaaga	aacgcgggcg	4200
tattggtccc	aatgggggtc	cgggtgggga	tcgacagagt	gccagccctg	ggaccgaacc	4260
ccgcgtttat	gaacaaacga	cccaacaccc	gtgcgtttta	ttctgtcttt	ttattgccgt	4320
catagcgccg	gttccttcgg	gtattgtctc	cttcctgtgt	tcagttagcc	tccccatct	4380
cccggtaccg	catgctatgc	atgcggccgc	tcacttgaac	cgttgcatct	gcacccccat	4440
tcgtttctga	taggcctgca	aattttcaag	aagatcattt	ttcagaccag	cactggagct	4500
aggatgagtc	ccaatgggtc	tcacgcgttg	caccatttgc	ctagcctgac	tagcaacctc	4560
catggcctct	gtgcttgc	cactcgatcc	agccatttgc	tccatagcct	tagctgtagt	4620
gctggctaaa	accattctgt	tctcatgtct	gattagtggg	ttggtgttg	tcaccatttg	4680
cctatgagac	cgatgctggg	agtcagcaat	ctgttcacag	gttgccacata	ccaggccaaa	4740
tgccacttca	gtggtcacag	cccccatcct	gttgatatatg	agggccatac	aactggcaag	4800
tgaccagca	gaataactga	gtgagatttc	tttggcccca	tggaatgtta	tctccctctt	4860
gagcttcccta	tacagtttaa	ctgctttgtc	catgttattt	ggatccccgt	tcccattaag	4920
ggcagtttgg	acaaagcgtc	tacgtgcag	tcctcgctca	ctgggcacgg	tgagcgtgaa	4980
cacaaatcct	aaaatccct	tagtcagagg	tgacaggatt	ggctctgtct	ttagccattc	5040
catgagaacc	tcaagatcgg	tggtcttccc	tgcaaagaca	tcttcaagtc	tctgtgcgat	5100
ctcggttttg	agggggcctg	acgggatgat	agagagaacg	tacgtttcga	cctcggttag	5160
aagactcatg	gtggatccat	cccgggtgat	caagtcttcg	tcgagtgatt	gtaaaataaa	5220
tgtaatttac	agtatagtat	tttaattaat	atacaaatga	tttgataata	attcttattt	5280
aactataata	tattgtgttg	ggttgaatta	aaggctcgta	tactagtatc	gattcgcgac	5340
ctactccgga	atattaatag	atcatggaga	taattaaaat	gataaccatc	tcgcaataaa	5400
ataagtattt	tactgttttc	gtaacagttt	tgtaataaaa	aaacctataa	atattccgga	5460
ttattcatat	cgtcccacca	tcgggcgcgg	atccaccatg	aatccaaatc	aaaagataat	5520

-continued

aacgattggc	tctgtttctc	tcaccatttc	cacaatatgc	ttcttcatgc	aaattgccat	5580
cttgataact	actgtaacat	tgcatattca	gcaatatgaa	ttcaactccc	ccccaaacaa	5640
ccaagtgatg	ctgtgtgaac	caacaataat	agaaagaaac	ataacagaga	tagtgtatct	5700
gaccaacacc	accatagaga	aggaaatatg	ccccaaacta	gcagaataca	gaaattgggtc	5760
aaagccgcaa	tgtgacatta	caggatttgc	acctttttct	aaggacaatt	cgattagggt	5820
ttccgctggt	ggggacatct	gggtgacaag	agaaccttat	gtgtcatgcg	atcctgacaa	5880
gtgttatcaa	tttgcccttg	gacaggggaa	aacactaaac	aacgtgcatt	caaatgacac	5940
agtacgtgat	aggacccctt	atcggaccct	attgatgaat	gagttagggt	ttccttttca	6000
tctggggacc	aagcaagtgt	gcatagcatg	gtccagctca	agttgtcacg	atggaaaagc	6060
atggctgcat	gtttgtataa	cgggggatga	taaaaatgca	actgctagct	tcattttacaa	6120
tgggaggctt	gtagatagta	ttgtttcatg	gtccaaagaa	atcctcagga	cccaggagtc	6180
agaatgcgtt	tgtatcaatg	gaacttgtac	agtagtaatg	actgatggga	gtgcttcagg	6240
aaaagctgat	actaaaatac	tattcattga	ggaggggaaa	atcgttcata	ctagcacatt	6300
gtcaggaagt	gtcagcatg	tcgaggagtg	ctcctgctat	cctcgatata	ctgggtgtcag	6360
atgtgtctgc	agagacaact	ggaaaggctc	caataggccc	atcgtagata	taaacataaa	6420
ggatcatagc	actgtttcca	gttatgtgtg	ttcaggactt	gttggagaca	caccagaaaa	6480
aaacgacagc	tccagcagta	gccattgttt	ggatcctaac	aatgaagaag	gtgggtcatgg	6540
agtgaaggc	tgggcctttg	atgatggaaa	tgacgtgtgg	atgggaagaa	cgatcagcga	6600
gaagtcgcgc	ttagggtatg	aaaccttcaa	agtcattgaa	ggctgggtcca	accctaagtc	6660
caaatgtcag	ataaataggc	aagtcatagt	tgacagaggt	aatagggtccg	gttattcttg	6720
tattttctct	gttgaaggca	aaagctgcat	caatcggtgc	ttttatgtgg	agttgataag	6780
gggaagaaaa	gaggaaactg	aagtcctgtg	gacctcaaac	agtattgttg	tgttttgtgg	6840
cacctcaggt	acatatggaa	caggctcatg	gcctgatggg	gcggacatca	atctcatgcc	6900
tatataagta	ctagaggatc	ataatcagcc	ataccacatt	tgtagagggt	ttacttgctt	6960
taaaaaacct	cccacacctc	cccctgaacc	tgaacataaa	aatgaatgca	attgttgttg	7020
ttaacttggt	tattgcagct	tataatgggt	acaaataaag	caatagcatc	acaaatttca	7080
caaaataaag	atttttttca	ctgcattcta	gttgtgggtt	gtccaaactc	atcaatgtat	7140
cttatcatgt	ctggatctga	tcactgcttg	agcctagaag	atccggctgc	taacaaagcc	7200
cgaaaggaag	ctgagttggc	tgctgtggct	agcttatcta	gaaatattaa	tagatcatgg	7260
agataattaa	aatgataacc	atctcgcaaa	taaataagta	ttttactggt	ttcgtaacag	7320
ttttgtaata	aaaaaaccta	taaatattcc	ggattattca	taccgtccca	ccatcgggcg	7380
caccatgagt	cttctaaccg	aggctgaaac	gcctatcaga	aacgaatggg	gggtgcagatg	7440
caacgggtta	agtgatcctc	tcactattgc	cgcaaatatc	attgggatct	tgcaactgac	7500
attgtggatt	cttgatcgtc	tttttttcaa	atgcatttac	cgtcgcttta	aatacggact	7560
gaaaggaggg	ccttctacgg	aaggagtgcc	aaagtctatg	agggaagaat	atcgaaagga	7620
acagcagagt	gctgtggatg	ctgacgatgg	tcattttgtc	agcatagagc	tggagtaagt	7680
actagaggat	cataatcagc	cataccacat	ttgtagaggt	tttacttgct	ttaaaaaac	7740
tcccacacct	ccccctgaac	ctgaaacata	aatgaatgc	aattgttgtt	gttaacttgt	7800

-continued

ttattgcagc	ttataatggt	tacaaataaa	gcaatagcat	cacaaatttc	acaaataaag	7860
catttttttc	actgcattct	agttgtggtt	tgtccaaact	catcaatgta	tcttatcatg	7920
tctggatctg	atcactgctt	gagcctagaa	gatccggctg	ctaacaaagc	ccgaaaggaa	7980
gctgagttgg	ctgctgccac	cgctgagcaa	taactatcat	aaccggaata	ttaatagatc	8040
atggagataa	ttaaaatgat	aaccatctcg	caaataaata	agtattttac	tgttttcgta	8100
acagttttgt	aataaaaaaa	cctataaata	ttccggatta	ttcataccgt	cccaccatcg	8160
ggcgcggatc	caccatgaag	actatcattg	ctttgagcta	cattctatgt	ctggttttca	8220
ctcaaaaact	tcccggaat	gacaacagca	cggcaacgct	gtgccttggg	caccatgcag	8280
taccaaacgg	aacgatagtg	aaaacaatca	cgaatgacca	aattgaagtt	actaatgcta	8340
ctgagctggt	tcagatgtcc	tcaacagggt	aaatatgcga	cagtcctcat	cagatccttg	8400
atggagaaaa	ctgcacacta	atagatgctc	tattgggaga	ccctcagtgt	gatggcttcc	8460
aaaataagaa	atgggacctt	tttgtgaac	gcagcaaagc	ctacagcaac	tgttaccctt	8520
atgatgtgcc	ggattatgcc	tcccttaggt	cactagttgc	ctcatccggc	acactggagt	8580
ttaacaatga	aagcttcaat	tggactggag	tcactcaaaa	cggacaacagc	tctgcttgca	8640
taaggagatc	taataacagt	ttctttagta	gattgaattg	gttgaccac	ttaaaattca	8700
aatacccgag	attgaacgtg	actatgccaa	acaatgaaaa	atttgacaaa	ttgtacattt	8760
gggggggttca	ccaccgggt	acggacaatg	accaaattctt	cccgtatgct	caagcatcag	8820
gaagaatcac	agtctctacc	aaaagaagcc	aacaaactgt	aatcccgaat	atcggatcta	8880
gaccagagtg	aaggaatatc	cccagcagaa	taagcatcta	ttggacaata	gtaaaaccgg	8940
gagacatact	tttgattaac	agcacaggga	atctaattgc	tcctaggggt	tacttcaaaa	9000
tacgaagtgg	gaaaagctca	ataatgagat	cagatgcacc	cattggcaaa	tgcaattctg	9060
aatgcatcac	tccaaacgga	agcattccca	atgacaaaacc	attccaaaat	gtaaacagga	9120
tcacatacgg	ggcctgtccc	agatatgtta	agcaaaacac	tctgaaattg	gcaacagggga	9180
tgcgaaatgt	accagagaaa	caaactagag	gcataatttg	cgcaatcgcg	ggtttcatag	9240
aaaaatgggtg	ggagggaatg	gtggatggtt	ggtacggttt	caggcatcaa	aattctgagg	9300
gaataggaca	agcagcagat	ctcaaaagca	ctcaagcagc	aatcgatcaa	atcaatggga	9360
agctgaatag	gttgatcggg	aaaaccaacg	agaaattcca	tcagattgaa	aaagaattct	9420
cagaagtcga	agggagaatt	caggaccttg	agaaatatgt	tgaggacacc	aaaatagatc	9480
tctggtcata	caacgcggag	cttctgtgtg	cctggagaaa	ccaacatata	attgatctaa	9540
ctgactcaga	aatgaacaaa	ctgtttgaaa	aaacaaagaa	gcaactgagg	gaaaatgctg	9600
aggatatggg	caatggttgt	ttcaaaatat	accacaaatg	tgacaatgcc	tgcataggat	9660
caatcagaaa	tggaacttat	gaccacgatg	tatacagaga	tgaagcatta	aacaaccggg	9720
tccagatcaa	gggcgttgag	ctgaagtcag	gatacaaaga	ttggatccta	tggaattcct	9780
ttgccatata	atgttttttg	ctttgtgttg	ctttgttggg	gttcatcatg	tgggcctgcc	9840
aaaaaggcaa	cattaggtgc	aacatttgca	tttgagtact	agaggatcat	aatcagccat	9900
accacatttg	tagaggtttt	acttgcttta	aaaaacctcc	cacacctccc	cctgaacctg	9960
aaacataaaa	tgaatgcaat	tggtgtgtgt	aactgtttta	ttgcagctta	taatggttac	10020
aaataaagca	atagcatcac	aaatttcaca	aataaagcat	ttttttcact	gcattctagt	10080

-continued

```

tgtggtttgt ccaaactcat caatgtatct tatcatgtct ggatctgac actgcttgag 10140
cctagaagat cgggtgctta acaaagcccg aaaggaagct gagttggctg ctgccaccgc 10200
tgagcaataa ctatcataac ccctaggaga tccgaaccag ataagtgaat tctagttcca 10260
aactattttg tcatttttaa ttttcgtatt agcttacgac gctacacca gttcccatct 10320
atthttgtac ttttccctaa ataactccta aaaactccat ttccaccctt cccagttccc 10380
aactattttg tccgcccaca gcggggcatt tttcttctg ttatgttttt aatcaaacat 10440
cctgccaaact ccatgtgaca aaccgtcatc ttccggtact tt 10482

```

```

<210> SEQ ID NO 2
<211> LENGTH: 8917
<212> TYPE: DNA
<213> ORGANISM: Artificial
<220> FEATURE:
<223> OTHER INFORMATION: multi-epitope human papilloma virus-like
particle

```

```

<400> SEQUENCE: 2

```

```

ttctctgtca cagaatgaaa atttttctgt catctcttcg ttattaatgt ttgtaattga 60
ctgaatatca acgcttattt gcagcctgaa tggcgaatgg gacgcgcct gtagcggcgc 120
attaagcgcg gcgggtgttg tgggtacgcg cagcgtgacc gctacacttg ccagcgcct 180
agcgcgcgct cctttcgtt ttttccctt ctttctcgc acgttcgcg gctttcccg 240
tcaagctcta aatcgggggc tccctttagg gttccgattt agtgctttac ggcacctcga 300
ccccaaaaaa cttgattagg gtgatggttc acgtagtggg ccatcgccct gatagacggt 360
ttttcgcct ttgacgttg agtccacgtt cttaatagtg gactcttgtt ccaaactgga 420
acaacactca accctatctc ggtctattct tttgatttat aagggtttt gccgatttcg 480
gcctatttgt taaaaatga gctgatttaa caaaaattta acgcgaattt taacaaaata 540
ttaacgctta caatttaggt ggcacttttc ggggaaatgt gcgcggaacc cctatttgtt 600
tatttttcta aatacattca aatatgtatc cgctcatgag acaataaccc tgataaatgc 660
ttcaataata ttgaaaaagg aagagtatga gtattcaaca tttccgtgtc gcccttattc 720
ccttttttgc ggcattttgc cttctgttt ttgctcacc agaaacgctg gtgaaagtaa 780
aagatgctga agatcagttg ggtgcacgag tgggttacat cgaactggat ctcaacagcg 840
gtaagatcct tgagagtttt cgcgccgaag aacgttttcc aatgatgagc acttttaaag 900
ttctgctatg tggcgcggtt ttatcccgta ttgacgcgg gcaagagcaa ctcggtcgcc 960
gcatacacta ttctcagaat gacttggttg agtactcacc agtcacagaa aagcatctta 1020
cggatggcat gacagtaaga gaattatgca gtgctgccat aacctgagt gataaactg 1080
cggccaactt acttctgaca acgatcggag gaccgaagga gctaaccgct tttttgcaca 1140
acatggggga tcatgtaaat cgccttgatc gttgggaacc ggagctgaat gaagccatac 1200
caaacgacga gcgtgacacc acgatgctg tagcaatggc aacaacgttg cgcaactat 1260
taactggcga actacttact ctacttccc ggcaacaatt aatagactgg atggaggcgg 1320
ataaagtgc aggaccactt ctgcgctcgg cccttcggc tggtgtgttt attgctgata 1380
aatctggagc cggtagcgt gggctctcgg gtatcattgc agcactgggg ccagatggta 1440
agccctcccg tatcgtagtt atctacacga cggggagtcg ggcaactatg gatgaacgaa 1500

```

-continued

atagacagat	cgctgagata	ggtgcctcac	tgattaagca	ttgtaactg	tcagaccaag	1560
tttactcata	tatacttttag	attgatttaa	aacttcattt	ttaatttaa	aggatctagg	1620
tgaagatcct	ttttgataat	ctcatgacca	aatccctta	acgtgagttt	tcgttccact	1680
gagcgtcaga	ccccgtagaa	aagatcaaag	gatcttcttg	agatcctttt	tttctgcgcg	1740
taatctgctg	cttgcaaaca	aaaaaaccac	cgctaccagc	ggtggtttgt	ttgccggatc	1800
aagagctacc	aactcttttt	ccgaaggtaa	ctggcttcag	cagagcgag	ataccaata	1860
ctgttcttct	agtgtagccg	tagttaggcc	accacttcaa	gaactctgta	gcaccgccta	1920
catacctcgc	tctgctaate	ctgttaccag	tggtgctgc	cagtggcgat	aagtcgtgtc	1980
ttaccggggt	ggactcaaga	cgatagtta	cggataaggc	gcacgggtcg	ggctgaacgg	2040
gggggtcgtg	cacacagccc	agcttgagc	gaacgaccta	caccgaactg	agatacctac	2100
agcgtgagct	atgagaaagc	gccacgcttc	ccgaaggag	aaaggcggac	aggtatccgg	2160
taagcggcag	ggtcgaaca	ggagagcgca	cgaggagct	tccaggggga	aacgcctggt	2220
atctttatag	tctgtcggg	tttcgccacc	tctgacttga	gcgtcgattt	ttgtgatgct	2280
cgtcaggggg	gcggagccta	tggaaaaacg	ccagcaacgc	ggccttttta	cggttcctgg	2340
ccttttgctg	gccttttgct	cacatgttct	ttctgcgtt	atccctgat	tctgtggata	2400
accgtattac	cgcttttag	tgagctgata	ccgctcgccg	cagccgaacg	accgagcgca	2460
gcgagtcagt	gagcgaggaa	gcggaagagc	gcctgatgag	gtattttctc	cttacgcata	2520
tgtgcgggat	ttcacaccgc	atagaccagc	cgcgtaacct	ggcaaatcgc	gttacgggtg	2580
agtaataaat	ggatgcctcg	cgtaagcggg	tgtgggcgga	caataaagtc	ttaaactgaa	2640
caaaatagat	ctaaactatg	acaataaagt	cttaacttag	acagaatagt	tgtaactga	2700
aatcagtcga	gttatgctgt	gaaaaagcat	actggacttt	tgttatggct	aaagcaaaact	2760
cttcattttc	tgaagtgcga	attgcccgtc	gtattaaaga	ggggcgtggc	caagggcatg	2820
gtaaagacta	tattcgcggc	gttgtgacaa	tttaccgaac	aactccgcgg	ccgggaagcc	2880
gatctcggct	tgaacgaatt	gttaggtggc	ggtacttggg	tcgatatcaa	agtgcatac	2940
ttcttccgt	atgcccaact	ttgtatagag	agccactgcg	ggatcgtaac	cgtaactctg	3000
ttgcacgtag	atcacataag	caccaagcgc	gttgccctca	tgcttgagga	gattgatgag	3060
cgcggtgcca	atgcctgtcc	tccggtgctc	gccggagact	gcgagatcat	agatatagat	3120
ctcactacgc	ggctgtctca	acttgggcag	aacgtaagcc	gcgagagcgc	caacaaccgc	3180
ttcttggtcg	aaggcagcaa	gcgcgatgaa	tgtcttacta	cggagcaagt	tcccgaggta	3240
atcggagtcc	ggctgatgtt	gggagtaggt	ggctacgtct	ccgaactcac	gaccgaaaag	3300
atcaagagca	gcccgcattg	atttgacttg	gtcagggccg	agcctacatg	tgcaaatgat	3360
gcccatactt	gagccaccta	actttgtttt	agggcgactg	ccctgctgag	taacatcggt	3420
gctgctgctg	aacatcggtg	ctgctocata	acatcaaaaca	tcgaccacag	gcgtaacgcg	3480
cttgctgctt	ggatgccga	ggcatagact	gtacaaaaaa	acagtcataa	caagccatga	3540
aaaccgccac	tgccgcgtta	ccaccgctgc	gttcgggtcaa	ggttctggac	cagttgcgtg	3600
agcgcatacg	ctacttgcat	tacagtttac	gaaccgaaca	ggcttatgtc	aactgggttc	3660
gtgccttcat	ccgtttccac	ggtgtgcgtc	acccggcaac	cttgggcagc	agcgaagtcg	3720
aggcatttct	gtcctggctg	gcgaacgagc	gcaagggttc	ggtctccacg	catcgtcagg	3780

-continued

cattggcggc	cttgcgtgtc	ttctacggca	aggtgctgtg	cacggatctg	cccttgcttc	3840
aggagatcgg	tagacctcgg	ccgtcgcggc	gcttgccggg	ggtgctgacc	ccggatgaag	3900
tgggttcgcat	cctcggtttt	ctggaaggcg	agcatcgttt	gttcgcccag	gactctagct	3960
atagttctag	tgggttgcta	cagctttgtt	tgtactatca	acaggttgaa	ctgctgatca	4020
acagatcctc	tacgcggccg	cggtaccata	acttcgtata	gcatacatta	tacgaagtta	4080
tctggtttaa	acgtaccctg	agtggctatg	gcagggcttg	ccgccccgac	gttggctgcg	4140
agccctgggc	cttcacccca	acttgggggt	tgggggtggg	aaaaggaaga	aacgcggggc	4200
tattggtccc	aatgggggtc	cggtggggta	tcgacagagt	gccagccctg	ggaccgaacc	4260
ccgcgtttat	gaacaaacga	cccaacaccc	gtgcgtttta	ttctgtcttt	ttattgccgt	4320
catagcggcg	gttccttcgg	gtattgtctc	cttcctgtgt	tcagttagcc	tccccatct	4380
cccggtagcg	catgctatgc	atatcccggt	tgatcaagtc	ttcgtcgagt	gattgtaaat	4440
aaaaatgaat	ttacagtata	gtattttaat	taatatacaa	atgatttgat	aataattctt	4500
atttaactat	aatatattgt	gttgggttga	attaaaggtc	cgtatactag	tatcgattcg	4560
cgacctactc	cggaatatta	atagatcatg	gagataatta	aatgataac	catctcgcaa	4620
ataaataagt	attttactgt	tttcgtaaca	gttttgtaat	aaaaaacct	ataaatattc	4680
cggattattc	ataccgtccc	accatcgggc	gcggatccgc	caccatgtcc	ctgtggctgc	4740
cctccgaggc	taccgtgtac	ctgccccccg	tgcccggtgc	caagggtgtg	tccaccgacg	4800
agtagctggc	tcgtaccaac	atctactacc	acgctggcac	ctcccgctcg	ctggctgtgg	4860
gtcaccctca	cttccccatc	aagaagccca	acaacaacaa	gatcctgggtg	cccaagggtg	4920
ccggcctgca	gtaccgtgtg	ttccgtatcc	acctgcccga	ccccacaag	ttcggtttcc	4980
ccgacacctc	cttctacaac	cctgacaccc	agcgctcctg	gtgggcttgc	gtgggcgtgg	5040
aggtcggcgg	tggccagccc	ctgggtgtcg	gtatctccgg	tcacccctcg	ctgaacaagc	5100
tggacgacac	cgagaacgct	tccgcttacg	ctgctaacgc	tgggtgtcgac	aaccgcgagt	5160
gcactcctcat	ggactacaag	cagacccagc	tgtgctgat	cggttgcaag	ccccccatcg	5220
gcgagcactg	gggcaagggt	tccccctgca	ccaacgtggc	tgtgaacccc	ggcgactgcc	5280
ccccctctga	gctgatcaac	accgtgatcc	aggacggcga	catggtggac	accggtttcg	5340
gtgctatgga	cttcaccacc	ctgcaggcta	acaagtccga	ggtgccctcg	gacatctgca	5400
cctccatctg	caagtacccc	gactacatca	agatgggtgc	cgagccctac	ggcgactccc	5460
tgttcttcta	cctgcgtcgt	gagcagatgt	tcgtgcgtca	cctgttcaac	cgtgctgggtg	5520
ctgtgggcga	gaacgtgccc	gacgaacctg	acatcaaggg	ttccggttcc	accgctaacc	5580
tggcttccag	caactacttc	cctaccccct	ccggttccat	ggtcacctcc	gacgctcaga	5640
tcttcaacaa	gccctactgg	ctgcagcgtg	ctcagggtca	caacaacggt	atctgctggg	5700
gcaaccagct	gttcgtgacc	gtggtcgaca	ccacccttc	caccaacatg	tctctgtgcg	5760
ctgctatctc	cacctccgag	actacctaca	agaacaccaa	cttcaaggag	tacctgcgtc	5820
acggcgagga	gtacgacctg	cagttcatct	tccagctgtg	caagatcacc	ctgaccgctg	5880
acgtgatgac	ctacatccac	tccatgaact	ccactatcct	cgaagattgg	aacttcggtc	5940
tgcagccccc	tcccggtggc	accctcgagg	acacctaccg	tttcgtcacc	tcccaggcta	6000
tcgcttgcca	gaagcacacc	ccccctgctc	ccaaggagga	ccccctgaag	aagtacacct	6060

-continued

tctgggaggt caacctgaag gagaagttct ccgctgacct ggaccagttc cccctgggtc	6120
gcaagttcct gctgcaggcc ggactgaagg ccaagcccaa gttcacctg ggcaagcgca	6180
aggctacccc caccacctcc tccacctcca ccaccgctaa gaggaagaag cgcaagctgt	6240
aaaaacttgt cgagaagtac tagaggatca taatcagcca taccacattt gtagaggttt	6300
tacttgcttt aaaaaacctc ccacacctcc cctggaacct gaaacataaa atgaatgcaa	6360
ttgttgttgt taacttgttt attgcagctt ataatggta caaataaagc aatagcatca	6420
caaatctcac aaataaagca tttttttcac tgcattctag ttgtggtttg tccaaactca	6480
tcaatgtatc ttatcatgtc tggatctgat cactgcttga gcctagaaga tccggctgct	6540
aacaaagccc gaaaggaagc tgagttggct gctgtggcta gctttgttta actttaagaa	6600
ggagatacat ctagaatat taatagatca tggagataat taaaatgata accatctcgc	6660
aaataaataa gtattttact gttttctgaa cagttttgta ataaaaaac ctataaatat	6720
tccggattat tcataccgtc ccaccatcgg gcgcggatcc gccaccatgg ctctgtggcg	6780
tccctccgac aacaccgtgt acctgcccc tccctccgtg gctcgtgtgg tcaacaccga	6840
cgactacgtg acccgctacct ccattctcta ccacgctggt tcctccgtc tgetgaccgt	6900
gggcaacccc tacttccgtg tgcccgtgg cggtggcaac aagcaggaca tccccaaggt	6960
gtccgcttac cagtaccgtg tgttccgtgt gcagctgccc gacccaaca agttcggctc	7020
gcccgcaccc tccatctaca accccgagac tcagcgctc gtgtgggctt gcgctgggtg	7080
cgagatcggc cgtggccagc ccctgggtgt cggcctgtcc ggtcaccctc tctacaacaa	7140
gctggacgac accgagtctc cccacgtgc tacctccaac gtgtccgagg acgtgcgcga	7200
caacgtgtct gtggactaca agcagaccca gctgtgcatc ctgggttgcg ctcccgtat	7260
cggcgagcac tgggctaagg gcaccgttg caagtccgt cctctgtccc agggcgactg	7320
ccccctctc gagctgaaga acaccgtgct cgaggacggc gacatggtgg acaccgtta	7380
cggtgctatg gacttcagca ccctgcagga caccaagtgc gagtgcccc tggacatctg	7440
ccagtccatc tgcaagtacc ccgactacct gcagatgtcc gctgaccctc acggcgactc	7500
tatgttcttc tgctgcgtc gtgagcagct gttcgtcgt cacttctgga accgtgctgg	7560
caccatgggt gacaccgtgc cccagtcctc gtacatcaag ggcaccggca tgcgtgcttc	7620
ccccggttc tgctgtact ccccttcccc ctccggttc atcgtgacct ccgactccca	7680
gctgttcaac aagccctact ggctgcacaa ggctcagggt cacaacaacg gtgtctgctg	7740
gcacaaccag ctgttcgtga ccgtggtcga caccaccgt tccaccaacc tgaccatctg	7800
cgttccacc cagtccccg tgcccgcca gtacgacgt accaagtca agcagtactc	7860
ccgtcacgtg gaggagtacg acctgcagtt catcttcag ctctgacta tcacctgac	7920
cgctgacgtg atgtcctaca tccactccat gaactcctc atcctcgaag attggaactt	7980
cggtgtcccc cctccccca ctacctcct ggtggacact taccgtttcg tgcagtccgt	8040
ggctatcacc tgccagaagg acgtgctcc cgctgagaac aaggaccctc acgacaagct	8100
gaagttctgg aacgtggacc tgaaggagaa gttctccctg gacctggacc agtaccctc	8160
gggtcgcaag ttctcgtgac aggtggcct gaggcgaag cccaccatcg gtccccgaa	8220
gcgttccgct cctccgcta ccactctc caagccgc aagcgtgtgc gctgctgcgc	8280
tcgcaagtaa gtagcaagc ttgtcgagaa gtactagagg atcataatca gccataccac	8340

-continued

attttagtag gttttacttg ctttaaaaaa cctccacac ctccccctga acctgaaaca	8400
taaaatgaat gcaattgttg ttgttaactt gtttattgca gcttataatg gttacaaata	8460
aagcaatagc atcacaaatt tcacaaataa agcatttttt tcaactgcatt ctagttgttg	8520
tttgtccaaa ctcatcaatg tatcttatca tgtctggatc tgatcactgc ttgagcctag	8580
aagatccggc tgctaacaaa gcccgaagg aagctgagtt ggctgctgcc accgctgagc	8640
aataactatc ataacccta ggagatccga accagataag tgaaatctag ttccaaacta	8700
ttttgtcatt ttttaatttc gtattagctt acgacgctac acccagttcc catctatctt	8760
gtcactcttc cctaaataat ccttaaaaac tccatttcca cccctcccag ttccaaacta	8820
ttttgtccgc ccacagcggg gcatttttct tccgttatg tttttaatca aacatcctgc	8880
caactccatg tgacaaaccg tcactctcgg ctacttt	8917

<210> SEQ ID NO 3

<211> LENGTH: 10595

<212> TYPE: DNA

<213> ORGANISM: Artificial

<220> FEATURE:

<223> OTHER INFORMATION: multi-epitope influenza B virus-like particle

<400> SEQUENCE: 3

ttctctgtca cagaatgaaa atttttctgt catctcttcg ttattaatgt ttgtaattga	60
ctgaatatca acgcttatct gcagcctgaa tggcgaatgg gacgcgcct gtagcggcgc	120
attaagcgcg gcggtgttg tggttacgc cagcgtgacc gctacacttg ccagcgcct	180
agcgcgcct cctttcgtt tcttcccttc ctttctcgc acgttcgcgc gctttcccg	240
tcaagctcta aatcgggggc tccctttagg gttccgattt agtgctttac ggacacctga	300
ccccaaaaa cttgattagg gtgatggttc acgtagtggg ccacgcgcct gatagacggt	360
ttttcgccct ttgacgttgg agtccacgtt cttaatagtg gactcttgtt ccaaactgga	420
acaacactca accctatctc ggtctattct tttgatttat aagggtttt gccgatttcg	480
gcctattggt taaaaatga gctgatttaa caaaaattta acgcgaattt taacaaaata	540
ttaacgctta caatttaggt ggcacttttc ggggaaatgt gcgcggaacc cctatttgtt	600
tatttttcta aatacattca aatatgtatc cgctcatgag acaataacct tgataaatgc	660
ttcaataata ttgaaaaagg aagagtatga gtattcaaca tttccgtgtc gcccttattc	720
ccttttttgc ggcattttgc cttctgttt ttgctcacc agaaacgctg gtgaaagtaa	780
aagatgctga agatcagttg ggtgcacgag tgggttacat cgaactggat ctcaacagcg	840
gtaagatcct tgagagtttt cgcgccgaag aacgttttcc aatgatgagc acttttaaag	900
ttctgctatg tggcgcggtt ttatccgta ttgacgcgg gcaagagcaa ctgggtcgcc	960
gcatacacta ttctcagaat gacttggttg agtactcacc agtcacagaa aagcatctta	1020
cggatggcat gacagtaaga gaattatgca gtgctgcat aacctagat gataaactg	1080
cggccaactt actttcgaca acgatcggag gaccgaagga gctaaccgct tttttgcaca	1140
acatggggga tcatgtaaat cgccttgatc gttgggaacc ggagctgaat gaagccatac	1200
caaacgacga gcgtgacacc acgatgcctg tagcaatggc aacaacgttg cgaaaactat	1260
taactggcga actacttact ctagcttccc ggcaacaatt aatagactgg atggaggcgg	1320
ataaagttgc aggaccactt ctgcgctcgg cccctccggc tggctggttt attgctgata	1380

-continued

aatctggagc	cggtgagcgt	gggtctcgcg	gtatcattgc	agcactgggg	ccagatggta	1440
agccctcccg	tatcgtagtt	atctacacga	cggggagtc	ggcaactatg	gatgaacgaa	1500
atagacagat	cgctgagata	ggtgcctcac	tgattaagca	ttggtaactg	tcagaccaag	1560
tttactcata	tatactttag	attgatttaa	aacttcattt	ttaatttaaa	aggatctagg	1620
tgaagatcct	ttttgataat	ctcatgacca	aaatccctta	acgtgagttt	tcgttccact	1680
gagcgtcaga	ccccgtagaa	aagatcaaag	gatcttcttg	agatcccttt	tttctgcgcg	1740
taatctgctg	cttgcaaaca	aaaaaaccac	cgctaccagc	ggtggtttgt	ttgccggatc	1800
aagagctacc	aactcttttt	ccgaaggtaa	ctggcttcag	cagagcgag	ataccaaata	1860
ctgttcttct	agtgtagccg	tagttaggcc	accacttcaa	gaactctgta	gcaccgccta	1920
catacctcgc	tctgctaate	ctgttaccag	tggtgctgc	cagtggcgat	aagtcgtgtc	1980
ttaccgggtt	ggactcaaga	cgatagttac	cggataaggc	gcagcggtcg	ggctgaacgg	2040
ggggttcgtg	cacacagccc	agcttgagc	gaacgaccta	caccgaactg	agatacctac	2100
agcgtgagct	atgagaaagc	gccacgcttc	ccgaaggag	aaaggcggac	aggtatccgg	2160
taagcggcag	ggcggaaaca	ggagagcgca	cgaggagct	tccaggggga	aacgcctggt	2220
atctttatag	tctgtcgggg	tttcgccacc	tctgacttga	gcgtcgattt	ttgtgatgct	2280
cgtcaggggg	gcgagccta	tggaaaaacg	ccagcaacgc	ggccttttta	cggttcctgg	2340
ccttttgctg	gccttttgct	cacatgttct	ttcctgcgtt	atcccctgat	tctgtggata	2400
accgtattac	cgccttttag	tgagctgata	ccgctcgccg	cagccgaacg	accgagcgca	2460
gcgagtcagt	gagcgaggaa	gcggaagagc	gcctgatgcg	gtattttctc	cttacgcac	2520
tgtgcggtat	ttcacaccgc	atagaccagc	cgcgtaacct	ggcaaatcgc	gttacggttg	2580
agtaataaat	ggatgccctg	cgtaagcggg	tgtgggcgga	caataaagtc	ttaaaactgaa	2640
caaaatagat	ctaaactatg	acaataaagt	cttaaaactag	acagaatagt	tgtaaaactga	2700
aatcagtcga	gttatgctgt	gaaaaagcat	actggacttt	tgttatggct	aaagcaaaact	2760
cttcattttc	tgaagtgcga	attgcccgtc	gtattaaaga	ggggcgtggc	caagggcattg	2820
gtaaagacta	tattcgcggc	gttgtgacaa	tttaccgaac	aactccgcgg	ccgggaagcc	2880
gatctcggct	tgaacgaatt	gttaggtggc	ggtaactggg	tcgatatcaa	agtgcacac	2940
ttcttcccgt	atgcccaact	ttgtatagag	agccactcgc	ggatcgtcac	cgtaactctgc	3000
ttgcacgtag	atcacataag	caccaagcgc	gttggcctca	tgcttgagga	gattgatgag	3060
cgcgggtggca	atgccctgcc	tccggtgctc	gccggagact	gcgagatcat	agatatagat	3120
ctcactacgc	ggctgctcaa	acttgggcag	aacgtaagcc	gcgagagcgc	caacaaccgc	3180
ttcttggtcg	aaggcagcaa	gcgcgatgaa	tgtcttacta	cggagcaagt	tcccgaggta	3240
atcggagtcc	ggctgatggt	gggagtaggt	ggctacgtct	ccgaactcac	gaccgaaaag	3300
atcaagagca	gcccgcattg	atttgacttg	gtcagggccg	agcctacatg	tcggaatgat	3360
gcccatactt	gagccaccta	actttgtttt	agggcgactg	ccctgctgcg	taacatcggt	3420
gctgctgcgt	aacatcggtg	ctgctccata	acatcaaaca	tcgaccacgc	gcgtaacgcg	3480
cttgctgctt	ggatgcccca	ggcatagact	gtacaaaaaa	acagtcataa	caagccatga	3540
aaaccgccac	tcgcgcgtta	ccaccgctgc	gttcgggtcaa	ggttctggac	cagttgcgtg	3600
agcgcatacg	ctacttgcat	tacagtttac	gaaccgaaca	ggcttatgtc	aactgggttc	3660

-continued

gtgccttcat	ccgtttccac	ggtgtgctc	acccggcaac	cttgggcagc	agcgaagtcg	3720
aggcatttct	gtcctggctg	gcgaacgagc	gcaagggttc	ggtctccacg	catcgtcagg	3780
cattggcggc	cttgctgttc	ttctacggca	agggtctgtg	cacggatctg	cccttgcttc	3840
aggagatcgg	tagacctcgg	ccgtcgccgc	gcttgccggg	ggtgctgacc	ccggatgaag	3900
tggttcgcat	cctcggtttt	ctggaaggcg	agcatcgttt	gttcgcccag	gactctagct	3960
atagttctag	tggttggcta	cagctttgtt	tgtactatca	acaggttgaa	ctgctgatca	4020
acagatcctc	tacgcggccg	cggtaccata	acttcgtata	gcatacatta	tacgaagtta	4080
tctggtttaa	acgtaccctg	agtggctatg	gcagggcttg	ccgccccgac	gttggctgcg	4140
agccctgggc	cttcacccca	acttgggggt	tgggggtggg	aaaaggaaga	aacgcggggc	4200
tattggtccc	aatgggggtc	cggtggggta	tcgacagagt	gccagccctg	ggaccgaacc	4260
ccgcgtttat	gaacaaacga	cccaacaccc	gtgcgtttta	ttctgtcttt	ttattgccgt	4320
catagcgccg	gttccttcgg	gtattgtctc	cttcctgtgt	tcagttagcc	tccccatct	4380
cccggtacct	tataagtatt	tcctcacaag	agctgaattt	cccatagagc	tctgttttag	4440
cacttccatt	acatcttttg	caattccttc	tccattcttt	tgacttgctc	ctagagatct	4500
caacactcca	atgttgtttt	gcagctcttc	tgctagtttt	tggacgtctt	ctcccttttc	4560
cattccattc	attgtctttg	ctgtgttcat	agctgaaacc	atctgcattt	ctcgtcttac	4620
tccaggtaac	gaagaccttg	ctgctctgct	atgggctcta	tgcgagtgcg	atgcttgttt	4680
ctgcataaa	gcacagagcg	ttcctagttt	tacttgcat	gaatagtttt	cagggtttag	4740
gtacatgacc	ataagacaat	atagtaatgc	tgagctttcg	tggccttctg	ctatttcaaa	4800
tgcttcatga	aagcttacac	atcttctcat	ttttctctca	gctagaatta	ggcctttctt	4860
ctttgttgct	gttgttccca	ttcctgacag	gggctctgtg	atgaatctcc	tttttcttcc	4920
ttggtctttg	ggttttaaaa	agcatataga	ggcaccaatt	agtgtttttt	gtatatcagt	4980
taggcacctt	ttgtttttta	tccattccaa	agcagaatct	aggtaaaatt	ctttccacc	5040
gaaccaacag	tgtaattttt	cagctagttc	tgctttgcct	tctccatctt	ctattagtga	5100
aagcaggtag	gcaattgtgt	ctccaaacag	cgacatgggt	gcateccggg	tgatcaagtc	5160
ttcgtcgagt	gattgtaaat	aaaatgtaat	ttacagtata	gtattttaat	taatatacaa	5220
atgatttgat	aataattctt	atttaactat	aatatattgt	gttgggttga	attaaaggtc	5280
cgtatactag	tatcgattcg	cgacctactc	cggaaatatta	atagatcatg	gagataatta	5340
aaatgataac	catctcgcaa	ataaataagt	attttactgt	tttcgtaaca	gttttgtaat	5400
aaaaaaacct	ataaatattc	cggattattc	ataccgtccc	accatcgggc	gcggatccac	5460
catgaaggca	ataattgtac	tactcatggt	agtaacatcc	aatgcagatc	gaatctgcac	5520
tggaataaca	tcttcaaact	cacctcatgt	ggtcaaaaaca	gccactcaag	gggaggtcaa	5580
tgtgactggt	gtgataccac	taacaacaac	accaacaaaa	tcttattttg	caaactctca	5640
aggaacaagg	accagaggga	aactatgccc	agactgtctc	aactgcacag	atctggatgt	5700
ggctttgggc	agaccaatgt	gtgtggggac	cacaccttcg	gcgaaagctt	caatactcca	5760
cgaagtcaaa	cctgttacat	cgggttgctt	tcctataatg	cacgacagaa	caaaaatcag	5820
gcaactaccc	aatcttctca	gaggatatga	aaatatcagg	ctatcaaccc	aaaacgtcat	5880
cgatgcggaa	aaggcaccag	gaggacccta	cagacttgga	acctcaggat	cttgccctaa	5940

-continued

cgctaccagt aagagcggat ttttcgcaac aatggccttg gctgtcccaa aggacaacaa	6000
caaaaatgca acgaaccac taacagtaga agtaccatac atttgtacag aaggggaaga	6060
ccaaatcact gtttgggggt tccattcaga tgacaaaacc caaatgaaga acctctatgg	6120
agactcaaat cctcaaaagt tcacctcatc tgctaattga gtaaccacac actatgtttc	6180
tcagattggc agcttcccag atcaaacaga agacggagga ctaccacaaa gcggcaggat	6240
tgttgttgat tacatgatgc aaaaacctgg gaaaacagga acaattgtct accaaagagg	6300
tgttttgttg cctcaaaagg tgtggtgcgc gagtggcagg agcaaagtaa taaaagggtc	6360
cttgccttta attggtgaag cagattgcct tcatgaaaaa tacggtggat taaacaaaag	6420
caagccttac tacacaggag aacatgcaaa agccatagga aattgcccaa tatgggtgaa	6480
aacacctttg aagcttgcca atggaaccaa atatagacct cctgcaaaac tattaaagga	6540
aaggggtttc ttcggagcta ttgctgggtt cctagaagga ggatgggaag gaatgattgc	6600
aggctggcac ggatacacat ctcacggagc acatggagtg gcagtggcgg cggaccttaa	6660
gagtacgcaa gaagctataa acaagataac aaaaaatctc aattctttga gtgagctaga	6720
agtaaagaat cttcaaagac taagtgggtc catggatgaa ctccacaacg aaatactcga	6780
gctggatgag aaagtggatg atctcagagc tgacactata agctcgcaaa tagaacttgc	6840
agtcttgctt tccaacgaag gaataataaa cagtgaagat gagcatctat tggcacttga	6900
gagaaaacta aagaaaatgc tgggtccctc tgctgtagag ataggaaatg gatgcttcga	6960
aacaaaacac aagtgaacc agacctgctt agacaggata gctgctggca cctttaatgc	7020
aggagaattt tctctcccca cttttgatcc actgaacatt actgctgcat ctttaaatga	7080
tgatggattg gataaccata ctatactgct ctattactca actgctgctt ctagtttggc	7140
tgtaacattg atgctagcta tttttattgt ttatatggtc tccagagaca acgtttcatg	7200
ctccatctgt ctataagtcg acgtactaga ggatcataat cagccatacc acattttag	7260
aggttttact tgctttaaaa aacctccac acctccctc gaacctgaaa cataaatga	7320
atgcaattgt tggtgttaac ttgtttattg cagcttataa tggttacaaa taaagcaata	7380
gcatcacaaa tttcacaaat aaagcatttt tttcactgca ttctagtgtg ggtttgtcca	7440
aactcatcaa tgtatcttat catgtctgga tctgatcact gcttgagcct agaagatccg	7500
gctgctaaca aagcccgaaa ggaagctgag ttggtgctg tggctagctt tgtttaactt	7560
taagaaggag atacatctag aaatattaat agatcatgga gataattaaa atgataacca	7620
tctcgcaaat aaataagtat tttactgttt tcgtaacagt tttgtaataa aaaaacctat	7680
aaatattccg gattattcat accgtccac catcgggcgc ggatccacca tgctaccttc	7740
aactatacaa acgttaaccc tatttctcac atcaggggga gtgttattat cactatatgt	7800
gtcagcttca ttgtcactat tactatatcc ggatatattg ctaaaatttt cacaaacaga	7860
aataactgca ccaataatgc cattggattg tgcaaacgca tcaaatgttc aggtgtgaa	7920
ccgttctgca gcaaaagggg tgacacttct tctcccagaa ccggagtgga cataccctcg	7980
tttatcttgc ccgggctcaa cctttcagaa agcactccta attagcccc atagattcgg	8040
agaaacaaaa ggaaactcag ctcccttgat aataagggaa ccttttattg cttgtggacc	8100
aacggaatgc aaacactttg ctctaaccba ttatgcagct caaccagggg gatactacaa	8160
tggacaaga gaagacagaa acaagctgag gcacttaatt tcagtcaaat tgggcaaaat	8220

-continued

cccaacagta	gaaaactcca	ttttccatat	ggcagcttgg	agcgggtccg	catgccatga	8280
tggtaaagaa	tgacatata	tcggagttga	tggccccgac	agtaatgcat	tactcaaaat	8340
aaaaatatga	gaagcatata	ctgacacata	ccattccctat	gcaaaaaaca	tcctaaggac	8400
acaagaaagt	gcctgcaatt	gcctcggggg	agattgttat	cttatgataa	ctgatggccc	8460
agcttcaggg	attagtgaat	gcagattcct	taagattcga	gagggccgaa	taataaaaga	8520
aatatattcca	acaggaagag	taaaacatac	tgaggaatgc	acatgcggat	ttgccagcaa	8580
caaaaccata	gaatgtgctt	gtagagataa	cagttacaca	gcaaaaagac	cctttgtcaa	8640
attaaatgtg	gagactgata	cagcggaaat	aagattgatg	tgacacagaga	cttatttgga	8700
cacccccaga	ccaaatgatg	gaagcataac	agggccttgc	gaatctgatg	gggacaaagg	8760
gagtggaggc	atcaaggagg	gatttgttca	tcaaagaatg	gcacccaaga	ttggaagggtg	8820
gtactctcga	acgatgtcta	aaactaaaag	aatgggggatg	ggactgtatg	taaagtatga	8880
tggagaccca	tggactgaca	gtgaagccct	tgctcttagt	ggagtaatgg	tttcgatgga	8940
agaacctggt	tggtattcct	ttggcttcga	aataaaagat	aagaaatgtg	atgtcccttg	9000
tattgggata	gaaatggtac	atgatgggtg	gaaaacgact	tggcactcag	cagcaacagc	9060
cattttactgt	ttaatgggct	caggacaact	gctgtgggac	actgtcacag	gtgttgatat	9120
ggctctgtaa	atcgatgaca	agcttgtcga	gaagtactag	aggatcataa	tcagccatac	9180
cacatttgta	gaggttttac	ttgcttttaa	aaacctccca	cacctcccc	tgaacctgaa	9240
acataaaatg	aatgcaattg	ttgttggtta	cttgtttatt	gcagcttata	atgggttacia	9300
ataaagcaat	agcatcacia	atttcacaaa	taaagcattt	ttttcactgc	attctagtgtg	9360
tggtttgtcc	aaactcatca	atgtatctta	tcattgtctg	atctgatcac	tgcttgagcc	9420
tagaagatcc	ggctgctaac	aaagcccga	aggaagctga	gttggtgctg	gggtgcctaa	9480
tgagtgaagt	aactcacatt	aattgcccgg	aatattaata	gatcatggag	ataattaaaa	9540
tgataaccat	ctcgcaaata	aataagtatt	ttactgtttt	cgtaacagtt	ttgtaataaa	9600
aaaaacctata	aatattccgg	attattcata	cgtccccc	atcgggcgcg	gatccaccat	9660
gctcgaaacca	tttcagattc	tttcaatttg	ttcttttata	ttatcagctc	tccatttcat	9720
ggcttgga	atagggcatt	tgaatcaaat	aaaaagagga	ataaacatga	aaatacgaat	9780
aaaagggtcca	aacaaagaga	caataaacag	agaggtatca	attttgagac	acagttacca	9840
aaaagaaatc	caggccaaag	aaacaatgaa	ggaagtactc	tctgacaaca	tggaggtggt	9900
gagtgaaccac	ataataattg	aggggcttcc	tgccgaagag	ataataaaaa	tgggtgaaac	9960
agttttggag	atagaagaat	tgcatataat	actagaggat	cataatcagc	cataccacat	10020
ttgtagaggt	tttactgtct	ttaaaaaacc	tcccacacct	ccccctgaac	ctgaaacata	10080
aaatgaatgc	aattgttgtt	gttaacttgt	ttattgcagc	ttataatggt	tacaaataaa	10140
gcaatagcat	cacaaatttc	acaaataaag	catttttttc	actgcattct	agttgtgggt	10200
tgccaaact	catcaatgta	tcttatcatg	tctggatctg	atcactgctt	gagcctagaa	10260
gatccggctg	ctaacaaagc	ccgaaaggaa	gctgagttgg	ctgctgccac	cgtgagcaa	10320
taactatcat	aaccctaggg	agatccgaac	cagataagtg	aaatctagtt	ccaaactatt	10380
ttgtcatttt	taattttcgt	attagcttac	gacgctacac	ccagttccca	tctattttgt	10440
cactcttccc	taaataatcc	ttaaaaaact	catttccacc	cctcccagtt	cccaactatt	10500

-continued

```

ttgtccgccc acagcggggc atttttcttc ctgttatgtt tttaatcaaa catcctgcc 10560
actccatgtg acaaaccgtc atcttcggct acttt 10595

```

```

<210> SEQ ID NO 4
<211> LENGTH: 8411
<212> TYPE: DNA
<213> ORGANISM: Artificial
<220> FEATURE:
<223> OTHER INFORMATION: multi-epitope papilloma virus-like particle

```

```

<400> SEQUENCE: 4

```

```

ttctctgtca cagaatgaaa atttttctgt catctcttcg ttattaatgt ttgtaattga 60
ctgaatatca acgcttattt gcagcctgaa tggcgaatgg gacgcgccct gtagcggcgc 120
attaagcgcg gcggtgtgtg tggttacgcy cagcgtgacc gctacacttg ccagcgccct 180
agcgcccgct cctttcgctt tcttcccttc ctttctcgcc acgttcgccc gctttccccg 240
tcaagctcta aatcgggggc tccctttagg gttccgattt agtgctttac ggcacctcga 300
ccccaaaaaa cttgattagg gtgatgttc acgtagtggg ccacgcgccct gatagacggt 360
tttctgcctt ttgacgttgg agtccacgtt cttaatagtg gactcttggt ccaaactgga 420
acaacactca accctatctc ggtctattct tttgatttat aagggatttt gccgatttcg 480
gcctatttgt taaaaatga gctgatttaa caaaaattta acgcgaattt taacaaaata 540
ttaacgctta caatttaggt ggcacttttc ggggaaatgt gcgcggaacc cctatttggt 600
tatttttcta aatacattca aatatgtatc cgctcatgag acaataaccc tgataaatgc 660
ttcaataata ttgaaaaagg aagagtatga gtattcaaca tttccgtgtc gcccttattc 720
ccttttttgc ggcattttgc cttctgttt ttgctcacc agaaacgctg gtgaaagtaa 780
aagatgctga agatcagttg ggtgcacgag tgggttacat cgaactggat ctcaacagcg 840
gtaagatcct tgagagtttt cgccccgaag aacgttttcc aatgatgagc acttttaaag 900
ttctgctatg tggcgcggtt ttatcccgta ttgacgcggg gcaagagcaa ctcggtcgcc 960
gcatacacta ttctcagaat gacttggttg agtactcacc agtcacagaa aagcatctta 1020
cggtaggcat gacagtaaga gaattatgca gtgctgccat aacctagagt gataaactg 1080
cgccaactt acttctgaca acgatcgag gaccgaagga gctaaccgct tttttgcaca 1140
acatggggga tcatgtaaat cgccttgatc gttgggaacc ggagctgaat gaagccatac 1200
caaacgacga gcgtgacacc acgatgctg tagcaatggc aacaacgttg cgcaaactat 1260
taactggcga actacttact ctacttccc ggcaacaatt aatagactgg atggaggcgg 1320
ataaagttgc aggaccactt ctgcgctcgg cccttcgggc tggctggttt attgctgata 1380
aatctggagc cggtgagcgt gggctctcgg gtatcattgc agcactgggg ccagatggta 1440
agccctcccg tatcgtagtt atctacacga cggggagtca ggcaactatg gatgaacgaa 1500
atagacagat cgctgagata ggtgcctcac tgattaagca ttggttaactg tcagaccaag 1560
ttactcata tatacttttag attgatttaa aacttcattt ttaatttaaa aggatctagg 1620
tgaagatcct ttttgataat ctcatgacca aaatccctta acgtgagttt tcgttccact 1680
gagcgtcaga ccccgtagaa aagatcaaag gatcttcttg agatcctttt tttctgcgcg 1740
taatctgctg cttgcaaaca aaaaaaccac cgctaccagc ggtggtttgt ttgccggatc 1800
aagagctacc aactcttttt ccgaaggtaa ctggcttcag cagagcgag ataccaata 1860

```

-continued

ctgttcttct agttagccg tagttaggcc accacttcaa gaactctgta gcaccgccta	1920
catacctcgc tctgctaate ctgttaccag tggctgctgc cagtggcgat aagtcgtgtc	1980
ttaccggggt ggactcaaga cgatagttac cggataaggc gcagcggtcg ggctgaacgg	2040
ggggttcgtg cacacagccc agcttggagc gaacgaccta caccgaactg agatacctac	2100
agcgtgagct atgagaaagc gccacgcttc ccgaaggag aaaggcggac aggtatccgg	2160
taagcggcag ggtcggaaaca ggagagcgca cgaggagct tccaggggga aacgcctggt	2220
atctttatag tctgtcggg tttcgccacc tctgactga gcgtcgattt ttgtgatgct	2280
cgtcaggggg gcggagccta tggaaaaacg ccagcaacgc ggcttttta cggttcctgg	2340
ccttttgctg gccttttgct cacatgttct ttctgcgtt atccctgat tctgtggata	2400
accgtattac cgcttttgag tgagctgata ccgctcgccg cagccgaacg accgagcgca	2460
gcgagtcagt gagcgaggaa gcggaagagc gcctgatgcg gtattttctc cttacgcac	2520
tgtgcggtat ttcacaccgc atagaccagc cgcgtaacct ggcaaatcg gttacggttg	2580
agtaataaat ggatgccctg cgtaagcggg tgtgggcgga caataaagtc ttaaaactgaa	2640
caaaatagat ctaaactatg acaataaagt cttaaactag acagaatagt tgtaaactga	2700
aatcagtcga gttatgctgt gaaaaagcat actggacttt tgttatggct aaagcaaaact	2760
cttcattttc tgaagtgcga attgcccgtc gtattaaaga gggcgctggc caagggcacg	2820
gtaaagacta tattcgcggc gttgtgacaa tttaccgaac aactccgagg ccgggaagcc	2880
gatctcggct tgaacgaatt gttaggtggc ggtacttggg tcgatatcaa agtgcacac	2940
ttcttccgt atgcccaact ttgtatagag agccactgcg ggatcgacac cgtaactctgc	3000
ttgcacgtag atcacataag caccaagcgc gttggcctca tgcttgagga gattgatgag	3060
cgcggtggca atgcctgccc tccggtgctc gccggagact gcgagatcat agatatagat	3120
ctcactacgc ggctgctcaa acttgggcag aacgtaagcc gcgagagcgc caacaaccgc	3180
ttcttggtcg aaggcagcaa gcgcatgaa tgtcttacta cggagcaagt tcccgaggta	3240
atcggagtcc ggctgatgtt gggagtaggt ggctacgtct ccgaactcac gaccgaaaag	3300
atcaagagca gcccgcctg atttgacttg gtcagggcgc agcctacatg tgcgaatgat	3360
gcccatactt gagccaccta actttgtttt agggcgactg ccctgctgcg taacatcggt	3420
gctgctgctg aacatcgctg ctgctccata acatcaaaaca tcgaccacg gcgtaacgcg	3480
cttgctgctt ggatgccga ggcatagact gtacaaaaaa acagtcataa caagccatga	3540
aaaccgccac tgcgcggtta ccaccgctgc gttcgggtcaa ggttctggac cagttgcgtg	3600
agcgcatagc ctacttgcat tacagtttac gaaccgaaca ggcttatgtc aactgggttc	3660
gtgccttcat ccgtttccac ggtgtgctgc acccggaac cttgggcagc agcgaagtcg	3720
aggcatttct gtcctggctg gcgaacgagc gcaagggttc ggtctccacg catcgtcagg	3780
cattggcggc cttgctgttc ttctacggca aggtgctgtg cacggatctg cccttgcttc	3840
aggagatcgg tagacctcgg ccgtcgggc gcttgccggt ggtgctgacc ccggatgaag	3900
tggttcgcat cctcggtttt ctggaaggcg agcatcgttt gttcgcccag gactctagct	3960
atagttctag tggttggcta cagctttgtt tgtactatca acaggttgaa ctgctgatca	4020
acagatcctc tacgcggcgc cggtaaccata acttcgtata gcataatta tacgaagtta	4080
tctggtttaa acgtaccctg agtggctatg gcagggcttg ccgcccgcac gttggctgctg	4140

-continued

agccctgggc	cttcacccga	acttgggggt	tgggggtggg	aaaaggaaga	aacgcgggcg	4200
tattggtccc	aatgggggtct	cggtggggta	tcgacagagt	gccagccctg	ggaccgaacc	4260
ccgcgtttat	gaacaaacga	cccaacaccc	gtgcgtttta	ttctgtcttt	ttattgccgt	4320
catagcgagg	gttccttccg	gtattgtctc	cttcctgtgt	tcagttagcc	tccccatct	4380
cccggtagcg	catgctatgc	ataagctttt	acagcttgcg	cttcttcctc	ttagcgggtg	4440
tggaggtgga	ggaggtggg	ggggtagcct	tgcgcttgcc	cagggtgaa	ttgggcttgg	4500
ccttcagtcc	ggcctgcagc	aggaacttgc	gacccagggg	gaactgggtc	aggtcagcgg	4560
agaacttctc	cttcagggtg	acctcccaga	aggtgtactt	cttcaggggg	tcctccttgg	4620
gagcaggggg	ggtgtgcttc	tggcaagcga	tagcctggga	ggtgacgaaa	cggtaggtgt	4680
cctcgagggg	gccaccggga	gggggctgca	gaccgaagtt	ccaatcttcg	aggatagtgg	4740
agttcatgga	gtggatgtag	gtcatcacgt	cagcggtcag	ggtgatcttg	cacagctgga	4800
agatgaactg	caggctgtac	tcctcgccgt	gacgcaggta	ctccttgaag	ttggtgttct	4860
tgtaggtagt	ctcgagggtg	gagatagcag	cgcacagaga	catgttggtg	gaacgggtgg	4920
tgtcgaccac	ggtcacgaac	agctggttgc	cccagcagat	accgttggtg	tgaccctgag	4980
cacgctgcag	ccagtagggc	ttgttgaaga	tctgagcgtc	ggaggtgacc	atggaaccgg	5040
aggggtagg	gaagtagttg	ctggaagcca	ggttagcggt	ggaaccggaa	cccttgatgt	5100
acaggtcgtc	gggcacgttc	tcgcccacag	caccagcacg	gttgaacagg	tgacgcacga	5160
acatctgctc	acgacgcagg	tagaagaaca	gggagtcgcc	gtagggctcg	gacaccatct	5220
tgatgtagtc	ggggtagctg	cagatggagg	tgcatatgct	caggggcacc	tcggacttgt	5280
tagcctgcag	ggtggtgaag	tccatagcac	cgaaccgggt	gtccaccatg	tcgccgtcct	5340
ggatcacggg	gttgatcagc	tcgagagggg	ggcagtcgcc	gggggtcaca	gccacgttgg	5400
tcgaggggga	acccttgccc	cagtgtctgc	cgatgggggg	cttgcaaccg	atcaggcaca	5460
gctgggtctg	ctttagtacc	atggagatgc	actcgcggtt	gtcgacacca	gcgttagcag	5520
cgtaagcgga	agcgttctcg	gtgtcgtcca	gcttggtcag	cagggggtga	cggagataac	5580
cgacaccacg	gggttgggca	cgcccgacct	ccacgccac	gcaagccac	acgaggcgct	5640
gggtgtcagg	gtttagaag	gaggtgtcgg	ggaaccgaa	cttggtgggg	tcgggcagggt	5700
ggatacggaa	cacacggtac	tcagggccgg	acaccttggg	caccaggatc	ttgttgttgt	5760
tgggcttctt	gatggggaag	taggggtgac	ccacagccag	cagacgggag	gtgccagcgt	5820
ggtagtagat	gttggtagca	gccacgtact	cgctcggtgga	caccaccttg	gacacgggca	5880
cggggggcag	gtacacggta	gcctcggagg	gcagccacag	ggacatggtg	gcggatccat	5940
cccgggtgat	caagtcttcg	tcgagtgtat	gtaaataaaa	tgtaatttac	agtatagtat	6000
tttaattaat	atacaaatga	tttgataata	attcttattt	aactataata	tattgtgttg	6060
ggttgaatta	aaggctcgta	tactagtatc	gattcgcgac	ctactccgga	atattaatag	6120
atcatggaga	taattaaaat	gataaccatc	tcgcaaataa	ataagtattt	tactgttttc	6180
gtaacagttt	tgtaataaaa	aaacctataa	atattccgga	ttattcatac	cgtoaccacca	6240
tcgggcgcgg	atccgccacc	atggctctgt	ggcgctccct	cgacaacacc	gtgtacctgc	6300
ccctccctc	cgtggctcgt	gtggtcaaca	cgcagacta	cgtgaccctg	acctccatct	6360
tctaccacgc	tggttctctc	cgtctgctga	cgtggggcaa	cccctacttc	cgtgtgcccc	6420

-continued

ctggcggtgg caacaagcag gacatcccca aggtgtccgc ttaccagtac cgtgtgttcc	6480
gtgtgcagct gcccgacccc aacaagtctg gtctgcccga cacctccatc tacaaccccg	6540
agactcagcg cctcgtgtgg gcttgcgctg gtgtcgagat cggtcgtggc cagccctgg	6600
gtgtcggcct gtccggtcac ccttctaca acaagctgga cgacaccgag tctcccacg	6660
ctgtacctc caacgtgtcc gaggaagtgc gcgacaacgt gtctgtggac tacaagcaga	6720
cccagctgtg catcctgggt tgcgtcccg ctatcggcga gcaactgggt aagggcaccg	6780
cttgcaagtc ccgtcctctg tcccaggcgc actgcccccc tctcgagctg aagaacaccg	6840
tgctcgagga cggcgacatg gtggacaccg gttacggtgc tatggacttc agcacctgc	6900
aggacaccaa gtgcgagggt cccctggaca tctgccagtc catctgcaag taccctgact	6960
acctgcagat gtccgtgtac ccctacggcg actctatgtt cttctgcctg cgtcgtgagc	7020
agctgttcgc tcgtcacttc tggaaacctg ctggcaccat gggtgacacc gtgccccagt	7080
ccctgtacat caagggcacc ggcattgcgtg cttcccccgg ttctcgtgtg tactccccct	7140
ccccctccgg ttccatcgtg acctccgact cccagctgtt caacaagccc tactggctgc	7200
acaaggctca gggtcacaac aacggtgtct gctggcaca ccagctgttc gtgacctgg	7260
tcgacaccac ccgttcacc aacctgacca tctgcgttc caccagtc ccggtgcccg	7320
gccagtacga cgctaccaag ttcaagcagt actcccgta cgtggaggag tacgacctgc	7380
agttcatctt ccagctctgc actatcacc tgaccgctga cgtgatgtcc tacatccact	7440
ccatgaactc ctctatctc gaagattgga acttcggtgt cccccctccc cccactacct	7500
ccctggtgga cacttaccgt ttcgtgcagt ccgtggctat cacctgccag aaggacgtg	7560
ctcccgctga gaacaaggac ccctacgaca agctgaagtt ctggaacctg gacctgaagg	7620
agaagttctc cctggacctg gaccagtacc cctggggtcg caagttcttg gtgcaggctg	7680
gcctgaggcg caagcccacc atcggtcccc gcaagcgttc cgctccctcc gctaccacct	7740
cctccaagcc cgccaagcgt gtgcgtgtgc gcgctcgcaa gtaagctagc aagcttgctg	7800
agaagtacta gaggatcata atcagccata ccacatttgt agaggtttta cttgctttaa	7860
aaaaactccc acactccccc ctgaacctga aacataaaat gaatgcaatt gttgttgta	7920
acttgtttat tgcagcttat aatggttaca aataaagcaa tagcatcaca aatttcacaa	7980
ataaagcatt tttttcactg cattctagtt gtggtttgc caaactcatc aatgtatctt	8040
atcatgtctg gatctgatca ctgcttgagc ctagaagatc cggctgctaa caaagcccga	8100
aaggaagctg agttggctgc tgccaccgct gagcaataac tatcataacc cctaggagat	8160
ccgaaccaga taagtgaat ctagtccaa actattttgt catttttaat tttcgtatta	8220
gcttacgacg ctacaccag ttcccatcta tttgtcact cttccctaaa taatccttaa	8280
aaactccatt tccaccctc ccagttccca actattttgt ccgcccacag cggggcattt	8340
ttcttcctgt tatgttttta atcaaacatc ctgccaaetc catgtgacaa accgtcatct	8400
tcggctactt t	8411

<210> SEQ ID NO 5

<211> LENGTH: 8445

<212> TYPE: DNA

<213> ORGANISM: Artificial

<220> FEATURE:

<223> OTHER INFORMATION: multi-epitope papilloma virus-like particle

-continued

<400> SEQUENCE: 5

ttctctgtca cagaatgaaa atttttctgt catctcttcg ttattaatgt ttgtaattga	60
ctgaatatca acgcttattt gcagcctgaa tggcgaatgg gacgcgcct gtagcggcgc	120
attaagcgcg gcgggtgtgg tggttacgcy cagcgtgacc gctacacttg ccagcgcct	180
agcgcccgct cctttcgctt tcttcccttc ctttctcgcc acgttcgccc gctttccccg	240
tcaagctcta aatcgggggc tcccttttagg gttccgattt agtgctttac ggcacctcga	300
ccccaaaaa cttgattagg gtgatggttc acgtagtggg ccacgcgcct gatagacggt	360
ttttcgccct ttgacgttgg agtccacgtt cttaatagtg gactcttggt ccaaactgga	420
acaacactca accctatctc ggtctattct tttgatttat aagggatttt gccgatttcg	480
gcctattggt taaaaatga gctgatttaa caaaaattta acgcgaattt taacaaaata	540
ttaacgctta caatttaggt ggcacttttc ggggaaatgt gcgcggaacc cctatttggt	600
tatttttcta aatacattca aatatgtatc cgctcatgag acaataaccc tgataaatgc	660
ttcaataata ttgaaaaagg aagagtatga gtattcaaca tttccgtgtc gcccttattc	720
ccttttttgc ggcattttgc cttcctgttt ttgctcacc agaaacgctg gtgaaagtaa	780
aagatgctga agatcagttg ggtgcacgag tgggttacct cgaactggat ctcaacagcg	840
gtaagatcct tgagagtttt cgcgccgaag aacgttttcc aatgatgagc acttttaaag	900
ttctgctatg tggcgcggtta ttatcccgta ttgacgcgg gcaagagcaa ctcggtcgcc	960
gcatacacta ttctcagaat gacttggttg agtactcacc agtcacagaa aagcatctta	1020
cggatggcat gacagtaaga gaattatgca gtgctgccat aacctagagt gataaactg	1080
cggccaactt acttctgaca acgatcgag gaccgaagga gctaaccgct tttttgcaca	1140
acatggggga tcatgtaact cgccttgatc gttgggaacc ggagctgaat gaagccatac	1200
caaacgacga gcgtgacacc acgatgcctg tagcaatggc aacaacgttg cgaaaactat	1260
taactggcga actacttact ctagcttccc ggcaacaatt aatagactgg atggaggcgg	1320
ataaagttgc aggaccactt ctgcgctcgg cccttcgggc tggctggttt attgctgata	1380
aatctggagc cggtagcggt gggctctcgg gtatcattgc agcactgggg ccagatggta	1440
agccctcccg tatcgtagtt atctacacga cggggagtca ggcaactatg gatgaacgaa	1500
atagacagat cgctgagata ggtgcctcac tgattaagca ttggttaactg tcagaccaag	1560
ttactcata tatactttag attgatttaa aacttcattt ttaatttaaa aggatctagg	1620
tgaagatcct ttttgataat ctcatgacca aaatccctta acgtgagttt tcgttccact	1680
gagcgtcaga ccccgtagaa aagatcaaag gatcttcttg agatcctttt tttctgcgcg	1740
taatctgctg cttgcaaaca aaaaaaccac cgctaccagc ggtggtttgt ttgccggatc	1800
aagagctacc aactcttttt ccgaaggtaa ctggcttcag cagagcgag ataccaata	1860
ctgttcttct agtgtagcgg tagttaggcc accacttcaa gaactctgta gcaccgcta	1920
catacctcgc tctgctaate ctgttaccag tggctgctgc cagtggcgat aagtcgtgtc	1980
ttaccggggt ggactcaaga cgatagttac cggataaggc gcagcggtcg ggctgaacgg	2040
gggggttcgt cacacagccc agcttgagc gaacgaccta caccgaactg agatacctac	2100
agcgtgagct atgagaaagc gccacgcttc ccgaaggag aaaggcggac aggtatccgg	2160
taagcggcag ggtcggaaca ggagagcgca cgaggagct tccaggggga aacgcctggt	2220

-continued

atctttatag	tcctgtcggg	tttcgccacc	tctgacttga	gcgtcgattt	ttgtgatgct	2280
cgtcaggggg	gcgagccta	tggaaaaacg	ccagcaacgc	ggccttttta	cggttcctgg	2340
ccttttgctg	gccttttgct	cacatgttct	ttcctgcgtt	atccccgat	tctgtggata	2400
accgtattac	cgcttttgag	tgagctgata	ccgctcgccg	cagccgaacg	accgagcgca	2460
gcgagtcagt	gagcgaggaa	gcggaagagc	gcctgatgcg	gtattttctc	cttacgcac	2520
tgtgcgggat	ttcacaccgc	atagaccagc	cgcgtaacct	ggcaaatcgc	gttacgggtg	2580
agtaataaat	ggatgccctg	cgtaagcggg	tgtgggcgga	caataaagtc	ttaaactgaa	2640
caaatatgat	ctaaactatg	acaataaagt	cttaaactag	acagaatagt	tgtaaactga	2700
aatcagtcga	gttatgctgt	gaaaaagcat	actggacttt	tggtatggct	aaagcaaaact	2760
cttcattttc	tgaagtgcga	attgcccgtc	gtattaaaga	ggggcggtgc	caagggcatg	2820
gtaaagacta	tattcgcggc	gttgtgacaa	tttaccgaac	aactccgcgg	ccgggaagcc	2880
gatctcggct	tgaacgaatt	gttaggtggc	ggactttggg	tcgatataca	agtgcacac	2940
ttcttcccg	atgcccaact	ttgtatagag	agccactgcg	ggatcgtaac	cgtaactctgc	3000
ttgcacgtag	atcacataag	caccaagcgc	gttggcctca	tgcttgagga	gattgatgag	3060
cgcgggtgga	atgcctgtcc	tccggtgctc	gccgggagact	gcgagatcat	agatatagat	3120
ctcactacgc	ggctgtctca	acttgggcag	aacgtaagcc	gcgagagcgc	caacaaccgc	3180
ttcttggtcg	aaggcagcaa	gcgcgatgaa	tgtcttacta	cggagcaagt	tcccagaggta	3240
atcggagtc	ggctgatgtt	gggagtaggt	ggctacgtct	ccgaactcac	gaccgaaaag	3300
atcaagagca	gcccgcgtgg	atttgacttg	gtcagggccg	agcctacatg	tgcaaatgat	3360
gcccatactt	gagccaccta	actttgtttt	agggcgactg	ccctgctgcg	taacatcggt	3420
gctgctgcgt	aacatcggtg	ctgctccata	acatcaaaaca	tcgaccacgc	gcgtaacgcg	3480
cttgctgctt	ggatgcccca	ggcatagact	gtacaaaaaa	acagtcataa	caagccatga	3540
aaaccgccac	tgccgcgtta	ccaccgctgc	gttcgggtcaa	ggttctggac	cagttgcgtg	3600
agcgcatagc	ctacttgcat	tacagtttac	gaaccgaaca	ggcttatgtc	aactgggttc	3660
gtgccttcac	cggtttccac	gggtgctgct	acccggcaac	cttgggcagc	agcgaagtcg	3720
aggcatttct	gtcctggctg	gcgaacgagc	gcaagggttc	ggctctccac	catcgtcagg	3780
cattggcggc	cttgctgttc	ttctacggca	agggtgctgt	cacggatctg	cccttgcctc	3840
aggagatcgg	tagacctcgg	ccgtcgcggc	gcttgccggg	gggtctgacc	ccggatgaag	3900
tggttcgcat	cctcggtttt	ctggaaggcg	agcatcgttt	gttcgcccag	gactctagct	3960
atagttctag	tggttggtca	cagctttgtt	tgtactatca	acagggtgaa	ctgctgatca	4020
acagatcctc	tacgcggccg	cggtaccata	acttcgtata	gcatacatta	tacgaagtta	4080
tctgggttcg	acctactccg	gaatattaat	agatcatgga	gataattaaa	atgataacca	4140
tctcgcaaat	aaataagtat	tttactgttt	tcgtaacagt	tttgtaataa	aaaaacctat	4200
aaatattccg	gattattcat	accgtcccac	catcgggcgc	ggatccgccca	ccatgtccct	4260
gtggctgccc	tccgaggcta	ccgtgtacct	gccccccgtg	cccgtgtcca	agggtggtgc	4320
caccgacgag	tacgtggctc	gtaccaacat	ctactaccac	gctggcacct	cccgtctgct	4380
ggctgtgggt	caccctact	tccccatcaa	gaagcccaac	aacaacaaga	tctgtgtgcc	4440
caagggtgct	ggcctgcagt	accgtgtgtt	cogtatccac	ctgcccgacc	ccaacaagtt	4500

-continued

cggtttcccc	gacacctcct	tctacaaccc	tgacaccag	cgctcgtgt	gggttgcgt	4560
gggcgtggag	gtcgcccggt	gccagccct	gggtgtcggt	atctccggtc	acccctgct	4620
gaacaagctg	gacgacaccg	agaacgcttc	cgcttacgct	gctaacgctg	gtgtcgacaa	4680
ccgcgagtgc	atctccatgg	actacaagca	gacccagctg	tgctgatcg	gttgcaagcc	4740
ccccatcggc	gagcactggg	gcaagggttc	cccctgcacc	aacgtggctg	tgaaccccg	4800
cgactgcccc	cctctcgagc	tgatcaacac	cgtgatccag	gacggcgaca	tggtggacac	4860
cggtttcggg	gctatggact	tcaccaccct	gcaggctaac	aagtccgagg	tgccctgga	4920
catctgcacc	tccatctgca	agtacccga	ctacatcaag	atggtgtccg	agccctacgg	4980
cgactccctg	ttcttctacc	tgctcgtga	gcagatgttc	gtgcgtcacc	tgttcaaccg	5040
tgctggtgct	gtgggcgaga	acgtgccga	cgacctgtac	atcaagggtt	ccggttccac	5100
cgctaacctg	gcttccagca	actacttccc	tacccctccc	ggttccatgg	tcacctccga	5160
cgctcagatc	ttcaacaagc	cctactggct	gcagcgtgct	cagggtcaca	acaacggtat	5220
ctgctggggc	aaccagctgt	tcgtgaccgt	ggtcgacacc	accggttcca	ccaacatgtc	5280
tctgtgcgct	gctatctcca	cctccgagac	tacctacaag	aacaccaact	tcaaggagta	5340
cctgcgtcac	ggcgaggagt	acgacctgca	gttcatcttc	cagctgtgca	agatcacctt	5400
gaccgctgac	gtgatgacct	acatccactc	catgaactcc	actatcctcg	aagattggaa	5460
cttcggtctg	cagccccctc	ccggtggcac	cctcgaggac	acctaccgtt	tcgtcacctc	5520
ccaggctatc	gcttgccaga	agcacacccc	cctgctccc	aaggaggacc	cctgaagaa	5580
gtacaccttc	tgggagggtca	acctgaagga	gaagtctctc	gtgacctgg	accagttccc	5640
cctgggtcgc	aagtctctgc	tcgagcccg	actgaaggcc	aagcccaagt	tcaccctggg	5700
caagcgcaag	gtacccccca	ccacctcttc	cacctccacc	accgctaaga	ggaagaagcg	5760
caagctgtaa	aagcttgcg	agaagtacta	gaggatcata	atcagccata	ccacatttgt	5820
agaggtttta	cttgctttta	aaaacctccc	acacctcccc	ctgaacctga	aacataaaaat	5880
gaatgcaatt	gttggtgtta	acttgtttat	tcgagcttat	aatggttaca	aataaagcaa	5940
tagcatcaca	aatttcacaa	ataaagcatt	tttttactg	cattctagtt	gtgggttgtc	6000
caaaactcatc	aatgtatctt	atcatgtctg	gatctgatca	ctgcttgagc	ctagaagatc	6060
cggctgctaa	caaagcccga	aaggaagctg	agttggctgc	tgtggctagc	tttgtttaac	6120
tttaagaagg	agatacatct	agaaatatta	atagatcatg	gagataatta	aaatgataac	6180
catctcgcaa	ataaataagt	attttactgt	tttcgtaaca	gttttgtaat	aaaaaacct	6240
ataaatattc	cggattattc	ataccgtccc	accatcgggc	gcggatccgc	caccatggct	6300
ctgtggcgct	cctccgacaa	caccgtgtac	ctgccccctc	cctccgtggc	tcgtgtggtc	6360
aacaccgacg	actacgtgac	ccgtacctcc	atcttctacc	acgtgggttc	ctcccgctcg	6420
ctgaccgtgg	gcaaccccta	cttccgtgtg	cccgtggcg	gtggcaacaa	gcaggacatc	6480
cccaagggtg	ccgcttacca	gtaccgtgtg	ttccgtgtgc	agctgcccga	ccccacaag	6540
ttcggctctg	ccgacacctc	catctacaac	cccagactc	agcgcctcgt	gtgggcttgc	6600
gctgggtgctg	agatcggtcg	tggccagccc	ctgggtgtcg	gcctgtccgg	tcaccccttc	6660
tacaacaagc	tggacgacac	cgagtctccc	cacgtgtgta	cctccaacgt	gtccgaggac	6720
gtgcgcgaca	acgtgtctgt	ggactacaag	cagaccacgc	tgtgcatcct	gggttgctgt	6780

-continued

cccgtatctg gcgagcactg ggctaagggc accgcttgca agtcccgtcc tctgtcccag	6840
ggcgactgcc cccctctcga gctgaagaac accgtgctcg aggacggcga catggtggac	6900
accggttacg gtgctatgga cttcagcacc ctgcaggaca ccaagtgcga ggtgcccctg	6960
gacatctgcc agtccatctg caagtacccc gactacctgc agatgtccgc tgaccctac	7020
ggcgactcta tgttcttctg cctgcgtcgt gagcagctgt tcgctcgtca cttctggaac	7080
cgtgctggca ccatgggtga caccgtgccc cagtccctgt acatcaaggg caccggcatg	7140
cgtgcttccc cgggttctcg cgtgtactcc ccttccccct cgggttccat cgtgacctcc	7200
gactcccagc tgttcaacaa gccctactgg ctgcacaagg ctcagggtca caacaacggt	7260
gtctgctggc acaaccagct gtctgtgacc gtggtcgaca ccaccggtc caccaacctg	7320
accatctgcg cttccaccca gtcccccgty cccggccagt acgacgtac caagttcaag	7380
cagtactccc gtcacgtgga ggagtacgac ctgcagttca tcttcagct ctgcactatc	7440
accctgaccg ctgacgtgat gtcctacatc cactccatga actcctctat cctcgaagat	7500
tggaaacttg gtgtcccccc tccccccact acctccctgg tggacactta ccgtttctgt	7560
cagtccgtgg ctatcacctg ccagaaggac gctgctcccg ctgagaacaa ggaccctac	7620
gacaagctga agttctggaa cgtggacctg aaggagaagt tctccctgga cctggaccag	7680
taccctctgg gtcgcaagtt cctggtgcag gctggcctga ggcgcaagcc caccatcgg	7740
ccccgcaagc gttccgctcc ctccgctacc acctcctcca agcccgccaa gcgtgtgct	7800
gtgcgcgctc gcaagtaagc tagcaagctt gtcgagaagt actagaggat cataatcagc	7860
cataccacat ttgtagaggt tttacttgct ttaaaaaacc tcccacacct cccctgaac	7920
ctgaaacata aatatgaatgc aattgttgtt gtttaacttg ttattgcagc ttataatggt	7980
tacaaataaa gcaatagcat cacaaatttc acaataaag catttttttc actgcattct	8040
agttgtggtt tgtccaaact catcaatgta tcttatcatg tctggatctg atcactgctt	8100
gagcctagaa gatccggctg ctaacaaagc ccgaaaggaa gctgagttgg ctgctgccac	8160
cgtgagcaa taactatcat aacccttagg agatccgaac cagataagtg aaatctagtt	8220
ccaaactatt ttgtcatttt taattttcgt attagcttac gacgtacac ccagttccca	8280
tctattttgt cactcttccc taaataatcc ttaaaaaact catttccacc cctccagtt	8340
cccaactatt ttgtccgcc acagcggggc atttttcttc ctgttatggt tttaatcaaa	8400
catectgcca actccatgtg acaaaccgtc atcttcggtt acttt	8445

1. A recombinant virus-like particle comprising two or more different epitopes or different proteins comprising epitopes which are selected either (a) from different viral strains of the same virus and/or (b) from different serotypes of the same virus and/or (c) from different viral strains specific for different hosts.

2. The recombinant virus-like particle according to claim 1 comprising three or more different epitopes or different proteins comprising epitopes.

3. The recombinant virus-like particle according to claim 1 comprising four or more different epitopes or different proteins comprising epitopes.

4. The recombinant virus-like particle according to claim 1 comprising six, nine or twelve epitopes or different proteins comprising epitopes.

5. The recombinant virus-like particle according to claim 1 wherein the epitopes are from three or more different virus strains or serotypes.

6. The recombinant virus-like particle according to claim 1 further comprising B- and/or T-cell epitopes.

7. The recombinant virus-like particle according to claim 1 further comprising proteins forming a complete virus-like surface and optionally capsid and/or nucleopore proteins.

8. The recombinant virus-like particle according to claim 1 further comprising fluorescent proteins, proteins useful for purification purposes of the particles or for attaching a label, and/or proteinaceous structures required for transport processes.

9. The recombinant virus-like particle according to claim 1 wherein the virus is influenza virus.

10. The recombinant virus-like particle according to claim **1** wherein the virus is human papilloma virus.

11. A vector comprising two or more polynucleotides coding for different epitopes or for different proteins comprising epitopes which are selected either (a) from different viral strains of the same virus and/or (b) from different serotypes of the same virus and/or (c) from different viral strains specific for different hosts.

12. The vector according to claim **11** encoding a recombinant virus-like particle comprising two or more different epitopes or different proteins comprising epitopes which are selected either (a) from different viral strains of the same

virus and/or (b) from different serotypes of the same virus and/or (c) from different viral strains specific for different hosts.

13. The vector according to claim **11** which is a baculoviral vector.

14. The vector according to claim **11** comprising a polynucleotide sequence selected from SEQ ID NO: 1 to 5.

15. A host cell comprising a vector according to claim **11**.

16. A vaccine comprising a recombinant virus-like particle according claim **1**.

* * * * *