March 1, 1932. H. M. HANSON 1,847,512

BROOM WRAPPER

Filed Aug. 20, 1930

Fig. 1

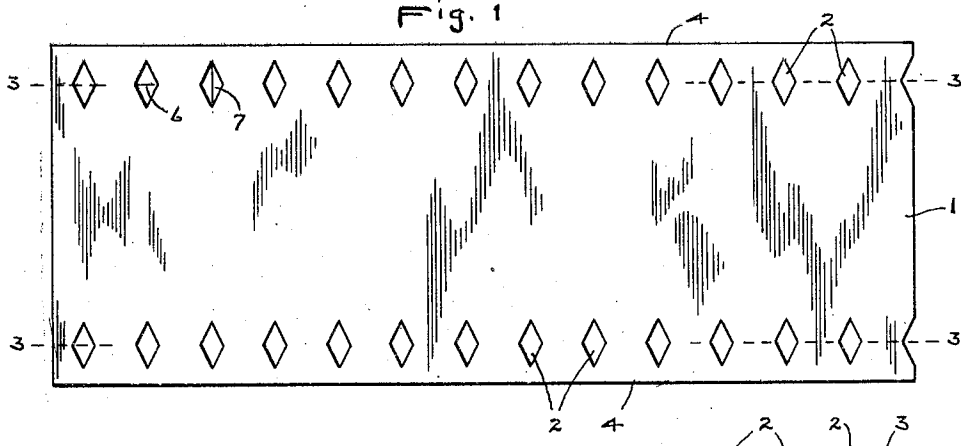

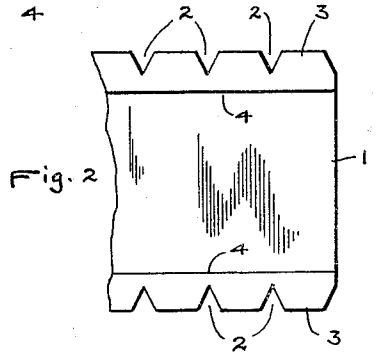

Fig. 2

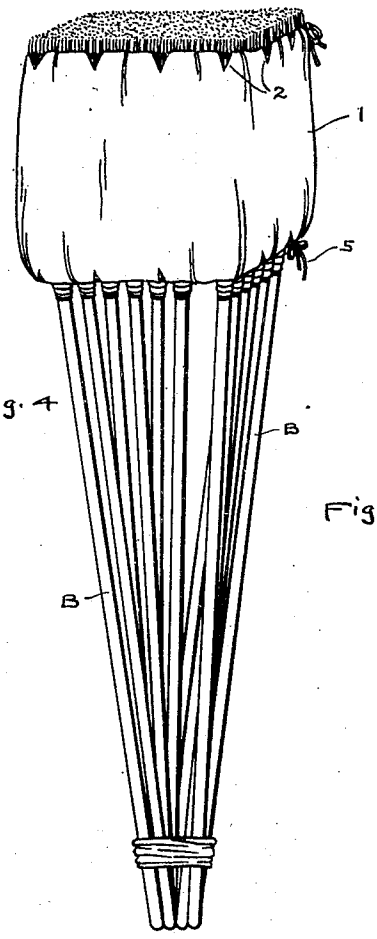

Fig. 4

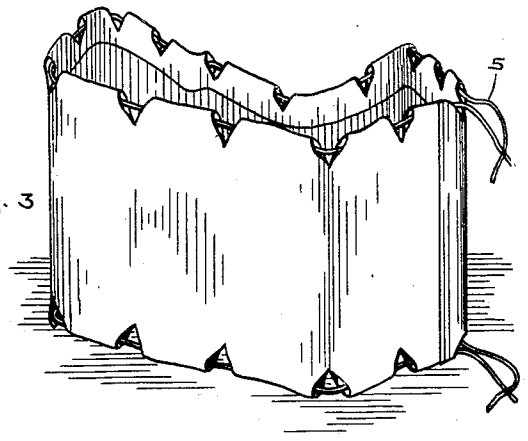

Fig. 3

INVENTOR.

BY Harry Mace Hanson

Mason Fenwick & Lawrence

ATTORNEY.

Patented Mar. 1, 1932 1,847,512

UNITED STATES PATENT OFFICE

HARRY MACE HANSON, OF HIGH POINT, NORTH CAROLINA, ASSIGNOR TO THE KENNEDY CAR LINER & BAG CO., OF SHELBYVILLE, INDIANA

BROOM WRAPPER

Application filed August 20, 1930. Serial No. 476,693.

This invention relates to wrappers and more particularly to wrappers for packing brooms for shipment and the like in large quantities.

An object of the invention is to provide an improved wrapper combining strength, neatness and ease of application.

A further object of the invention is to provide an improved and simplified mode of manufacturing a wrapper of the type indicated.

Further objects of the invention will more particularly appear in the course of the following detailed description.

One sheet of drawings accompanies this specification as part thereof in which like reference characters indicate like parts throughout.

In the drawings:

Figure 1 is a plan view of the blank sheet from which the improved wrapper is constructed, shown at an intermediate stage of manufacture;

Fig. 2 is a fragmentary end section of a blank sheet at a later stage of manufacture;

Fig. 3 is a perspective view of the completed wrapper;

Fig. 4 is a perspective view showing the wrapper applied to a plurality of brooms.

Referring to the drawings:

Numeral 1 indicates the rectangular sheet of flexible material, such as paper or the like, having two long edges 4—4.

As the first stage of manufacture a plurality of diamond shaped orifices 2 are stamped from this sheet, said diamond shaped orifices being arranged in two parallel rows, one adjacent each of the long edges 4—4 of the sheet and said diamond shaped orifices are each arranged, preferably with their short axis 6 in common lines and their long axis 7 perpendicular to the line passing through the short axes.

The sheet 1 is then folded along the lines 3—3 which coincide with the short axes 6 of the diamond shaped orifices 2 so that the long edges 4 lap over the main body which is illustrated in Fig. 2 and the diamond shaped orifices 2 are converted into outwardly opening notches.

Strings 5 are then positioned within the folded edges and the long edges 4 are pasted or otherwise secured to the body 1, thus forming pockets extending along the long sides of member 1, a draw string 5 in each of said pockets.

The next and final operation is the folding of the blank until its short ends over-lap, and pasting or otherwise securing said short ends in over-lapped position, to create a cylindrical body having end annular pockets, each containing a draw string 5 and each provided with a plurality of outwardly opening notches.

By reason of the structure thus defined it will be apparent that where a plurality of brooms are assembled as in Fig. 4 the improved wrapper can be readily slipped over the associated heads of the brooms and by drawing the draw strings 5 the broom heads can be secured firmly together while being at the same time incased by the cylindrical body. By reason of the outwardly opening notches in the ends of the cylindrical body, these ends are adapted to contract neatly and without deforming the bulk of the cylindrical body readily conforming to the shape of the bundle of assembled brooms.

Various modifications in the material, structure and arrangement of parts will readily suggest themselves to those skilled in the art but within the scope of the present invention as claimed.

Having thus fully described my invention, I claim:

1. A broom wrapper comprising a cylindrical open ended body of flexible material, having annular pockets, one associated with each end, said pockets provided with outwardly opening notches.

2. The structure of claim 1 in which the end annular pockets are provided with outwardly opening notches and a draw string is positioned in each of said pockets.

3. The process of making broom wrappers consisting of cutting a plurality of diamond shaped orifices in alignment adjacent and parallel with the long edges of a rectangular sheet of flexible material, said orifices arranged with their long axes perpendicular

to said edges, folding said sheet on the lines defined by the short axes of said orifices, placing a string longer than the sheet in each of said folds, securing the long edges to the body of the sheet and then securing the short edges of the sheet in overlapped relation to form a cylindrical body with notched annular end pockets and a draw string in each pocket.

In testimony whereof I affix my signature.

HARRY MACE HANSON.