# United States Patent [19]

**Stanton**

[11] **Patent Number: Des. 303,330**

[45] **Date of Patent: ** Sep. 12, 1989**


[54] **STORAGE CASE FOR COMPACT DISKS**


[76] Inventor: **Joseph E. Stanton,** 2457 Valley View, Troy, Mich. 48084



[**] Term: **14 Years**

[21] Appl. No.: **879,167**

[22] Filed: **Jun. 26, 1986**

[52] **U.S. Cl.** ..... **D6/407**

[58] **Field of Search** ..... D6/407, 553, 559, 573, D6/574; D3/35; 312/10; 211/42; 206/387



[56] **References Cited**

U.S. PATENT DOCUMENTS

| | | | |
|---|---|---|---|
| D. 260,457 | 9/1981 | Rumble | D3/35 |
| D. 263,907 | 4/1982 | Pepicelli | D3/35 X |
| D. 283,957 | 5/1986 | Stravitz | D6/407 |
| D. 289,342 | 4/1987 | Reichow | D6/407 X |
| 1,477,634 | 12/1923 | Connor | 211/42 X |
| 4,655,345 | 4/1987 | Drake | 312/10 X |



*Primary Examiner*—Carmen H. Vales-Lado

*Attorney, Agent, or Firm*—Reising, Ethington, Barnard, Perry & Milton


[57] **CLAIM**

The ornamental design for a storage case for compact disks, as shown and described.

**DESCRIPTION**

FIG. **1** is a front perspective view of a storage case for compact disks showing my new design.

FIG. **2** is an enlarged side elevational view of FIG. **1**; the opposite side being a mirror image thereof;

FIG. **3** is a rear elevational view thereof;

FIG. **4** is a cross sectional view taken on line **4** of FIG. **3.**

FIG. **5** is a bottom plan view thereof; and

FIG. **6** is a front elevational view thereof.

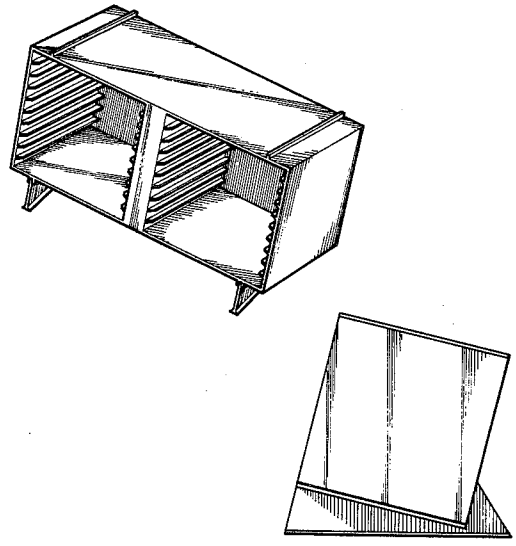

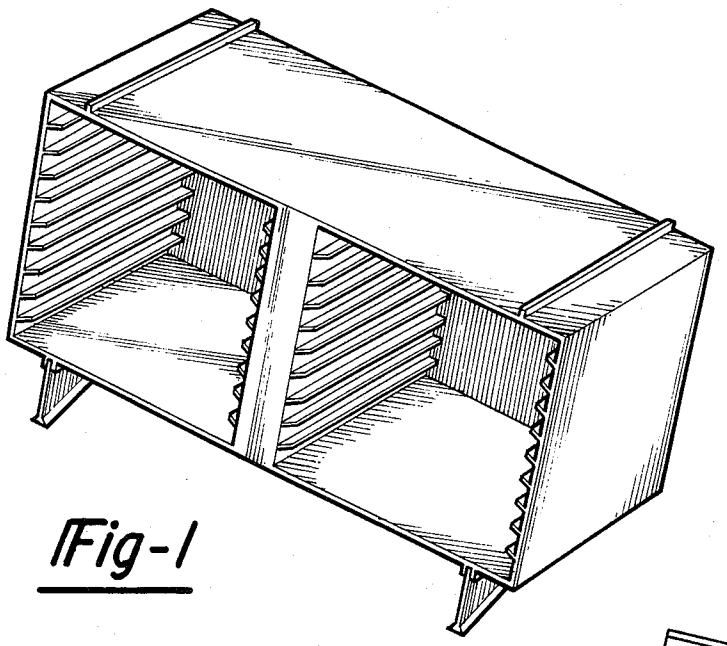

Fig-1

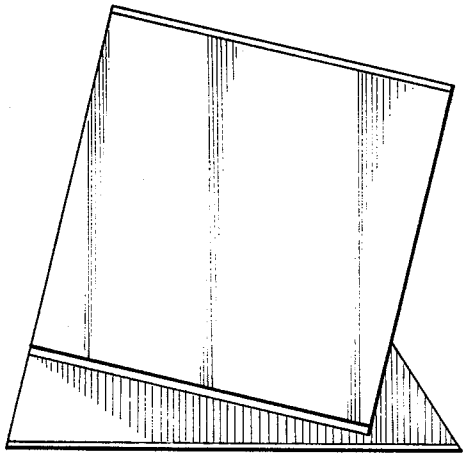

Fig-2

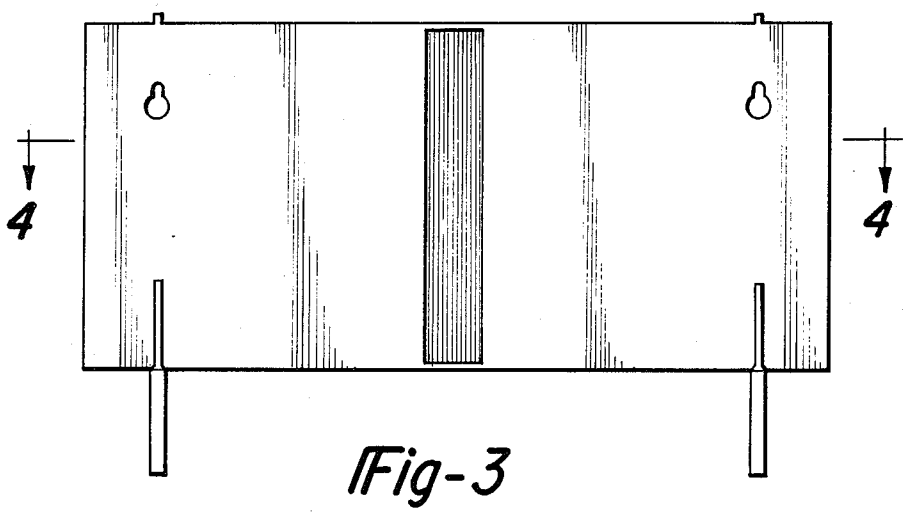


Fig-3

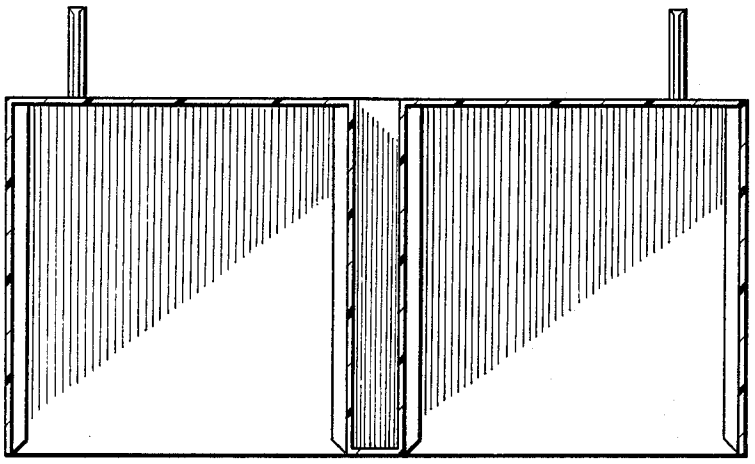

Fig-4

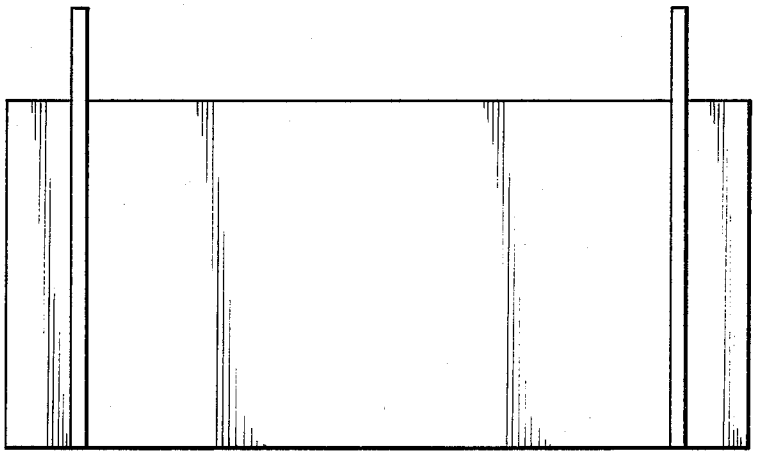

Fig-5

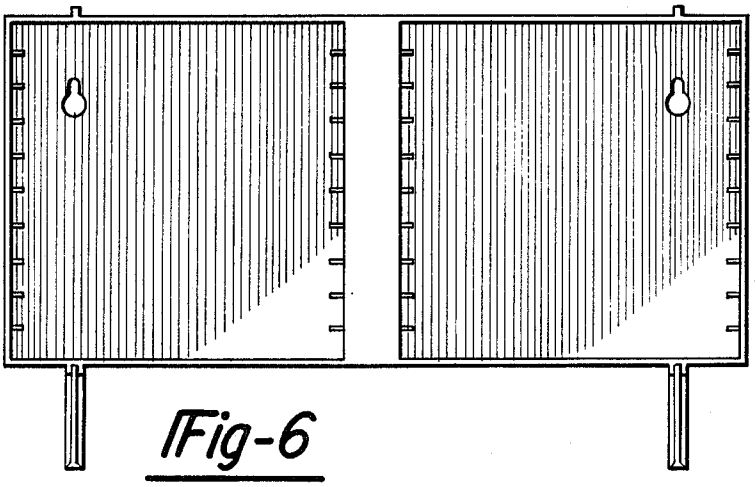

Fig-6