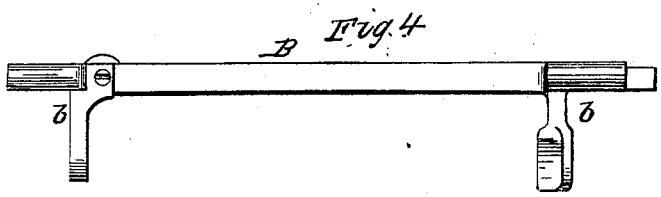
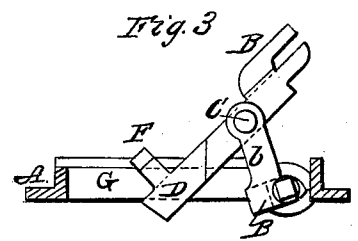
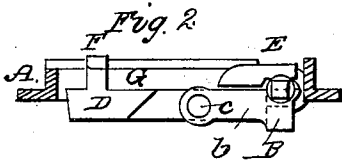
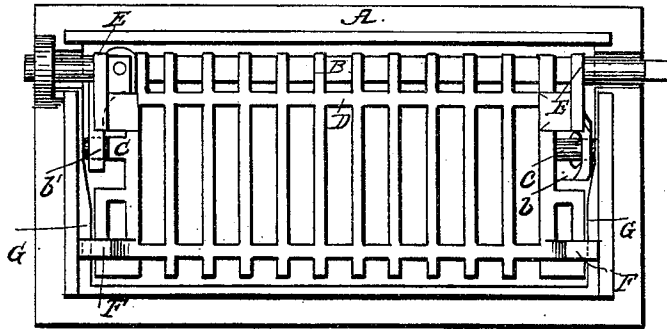


H. MINER.
Stove Grate.

No. 102,143.

Patented April 19, 1870.

FIG. 1.



Witnesses
Henry P. Hawkey
Wm. B. Low

Inventor
Henry Miner

United States Patent Office.

HENRY MINER, OF GREEN ISLAND, NEW YORK, ASSIGNOR FOR ONE-HALF HIS RIGHT TO LOUIS HARTER, OF SAME PLACE.

Letters Patent No. 102 143, dated April 19, 1870.

IMPROVEMENT IN STOVE-GRATES.

The Schedule referred to in these Letters Patent and making part of the same.

I, HENRY MINER, of Green Island, in the county of Albany and State of New York, have invented certain Improvements in Stove-Grates, of which the following is a specification:

Nature and objects of my invention.

My invention relates to the construction of a device for dumping the grate in such a manner that the contents of the fire-box will be discharged near the front of the stove, and also to the construction of the grate in such a manner that but little of it while dumping will extend below the frame into the ash-pit, the objects of my invention being to economize much of the space usually taken for the ash-pit and adding it to the oven room of the stove, and also by means of the dumping device, to provide for the shaking down of the ashes in a better and more thorough manner than in the common shaking grate by avoiding the liability of the packing down of the coals so common to that grate.

Description of the Accompanying Drawings.

Figure 1 is a plan view of my invention.

Figure 2 is a transverse section through the grate-frame, with the grate in proper position for use.

Figure 3 is the same, showing the grate thrown up as in dumping.

Figure 4 is a detached view of the cross-bar.

General Description.

A is the grate-frame, constructed with proper bearings for receiving the rounded ends of the cross-bar B; the arm *b* is cast upon the cross-bar, as shown; another arm, *b'*, is secured to the cross-bar by means of bolts or rivets, so as to admit of its removal when neces-

sary to put in a grate; both of these arms are made with proper openings for receiving the pins, *c c*, at the ends of the grate D, the arms E E, resting upon the cross-bar, support the back part of the grate, the front part of it being held up by the lugs F F, bearing upon the flanges, G G, of the grate-frame; the square part of the cross-bar is intended to project outside of the stove for the purpose of applying a suitable handle for working the grate.

The shaking of the grate is effected by repeatedly raising the back part of the grate slightly, by turning the cross-bar, and then allowing it to fall back to its place with a slight shock; by so doing the ashes are shaken through the grate, and the coals loosened and prevented from packing down so as to prevent proper combustion.

To dump the grate, greater motion is given to the cross-bar, whose arms elevate the back part of the grate, as shown in fig. 3, thereby discharging the coals near the front of the stove. After the dumping is effected the grate falls down into its proper position for use.

Claim.

I claim as my invention—

The grate D and cross-bar B, constructed and operated substantially as herein described and for the purposes set forth.

HENRY MINER.

Witnesses:

HENRY C. HASKELL,
WM. H. LOW.