



US00D564483S

(12) **United States Design Patent**  
**He**

(10) **Patent No.:** **US D564,483 S**

(45) **Date of Patent:** **\*\* Mar. 18, 2008**

(54) **HANDSET**

2006/0105806 A1\* 5/2006 Vance et al. .... 455/556.1

(75) Inventor: **Wei He**, Beijing (CN)

FOREIGN PATENT DOCUMENTS

(73) Assignee: **Nokia Corporation**, Espoo (FI)

WO DM/066599 \* 4/2005  
WO DM/069167 \* 7/2007

(\*\*) Term: **14 Years**

OTHER PUBLICATIONS

(21) Appl. No.: **29/249,227**

Sony Ericsson T630, announced 4Q 2003, <URL:www.gsmarena.com>, retrieved from internet Oct. 6, 2007.\*

(22) Filed: **Sep. 27, 2006**

Motorola MPx100, announced 1Q 2004, <URL:www.gsmarena.com>, retrieved from internet Oct. 6, 2007.\*

(30) **Foreign Application Priority Data**

Nokia 6021, announced 1Q 2005, <URL:www.gsmarena.com>, retrieved from internet Oct. 6, 2007.\*

Mar. 30, 2006 (FI) ..... M20060069

\* cited by examiner

(51) **LOC (8) CL.** ..... **14-03**

*Primary Examiner*—Jeffrey Asch

(52) **U.S. Cl.** ..... **D14/138**

*Assistant Examiner*—Carla Jobe Wright

(58) **Field of Classification Search** ..... D14/137–138,  
D14/147–148, 156, 218, 247–248, 341–347,  
D14/496, 390, 399; D16/208; D21/329,  
D21/331, 333, 517; 348/14.01–14.02; 361/814;  
379/433.01–433.13; 455/90.3, 556.1–556.2,  
455/566, 575.1, 575.3, 575.4; D13/164,  
D13/168; 439/165

(74) *Attorney, Agent, or Firm*—Banner & Witcoff, Ltd.

See application file for complete search history.

(57) **CLAIM**

(56) **References Cited**

The ornamental design for a handset, as shown and described.

U.S. PATENT DOCUMENTS

**DESCRIPTION**

- D515,537 S \* 2/2006 Kim et al. .... D14/138
- D517,039 S \* 3/2006 Lee ..... D14/138
- D523,836 S \* 6/2006 Park ..... D14/138
- D532,767 S \* 11/2006 Yoshino et al. .... D14/138
- D538,770 S \* 3/2007 Lyles ..... D14/138
- D541,246 S \* 4/2007 Kim et al. .... D14/138
- D545,792 S \* 7/2007 Kim et al. .... D14/138
- D545,800 S \* 7/2007 Ou et al. .... D14/138
- D546,316 S \* 7/2007 Wu et al. .... D14/138
- D549,208 S \* 8/2007 Huang et al. .... D14/138
- D549,677 S \* 8/2007 Fahlgren ..... D14/138
- 2006/0097931 A1\* 5/2006 Kim et al. .... 343/702

FIG. 1 is a bottom plan view of a handset showing my new design;

FIG. 2 is a right side view thereof;

FIG. 3 is a front view thereof;

FIG. 4 is a left side view thereof;

FIG. 5 is a top plan view thereof;

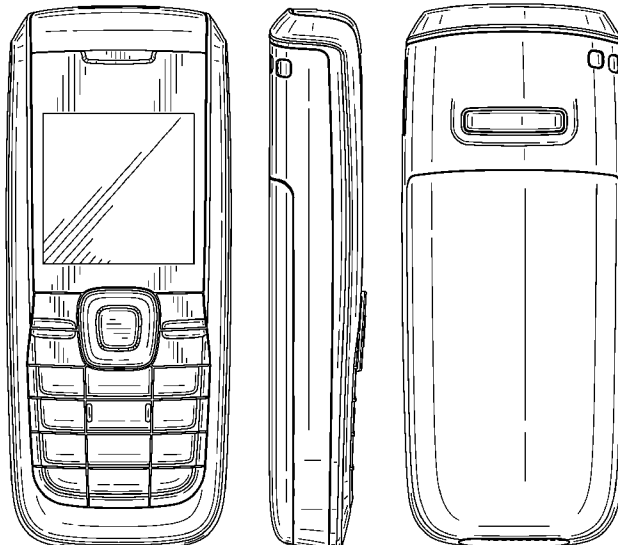
FIG. 6 is a rear view thereof;

FIG. 7 is a perspective front view thereof; and,

FIG. 8 is a perspective rear view thereof.

The broken line showing of environmental structures is for illustrative purposes only and forms no part of the claimed design.

**1 Claim, 3 Drawing Sheets**



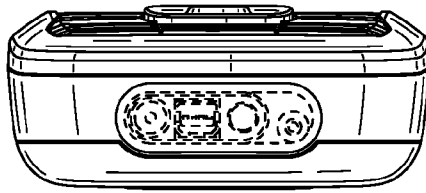


FIG. 1



FIG. 2

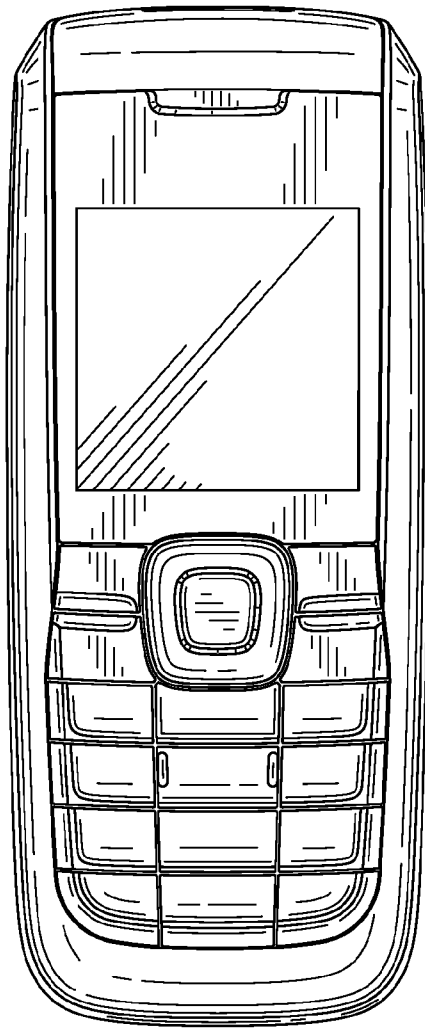


FIG. 3




FIG. 4

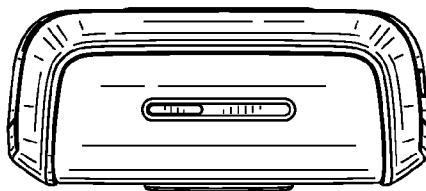


FIG. 5




FIG. 6

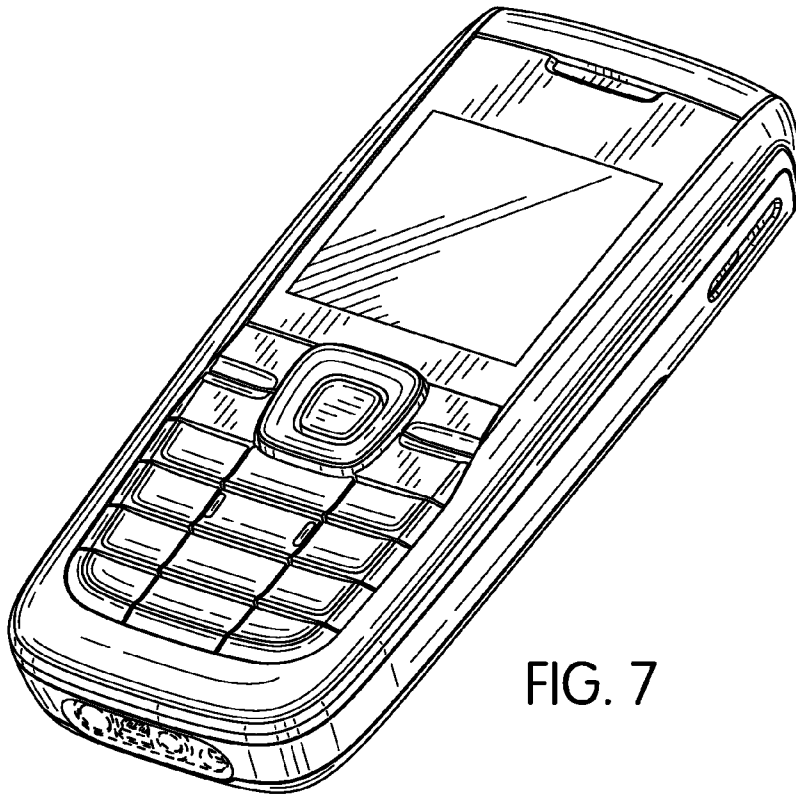


FIG. 7

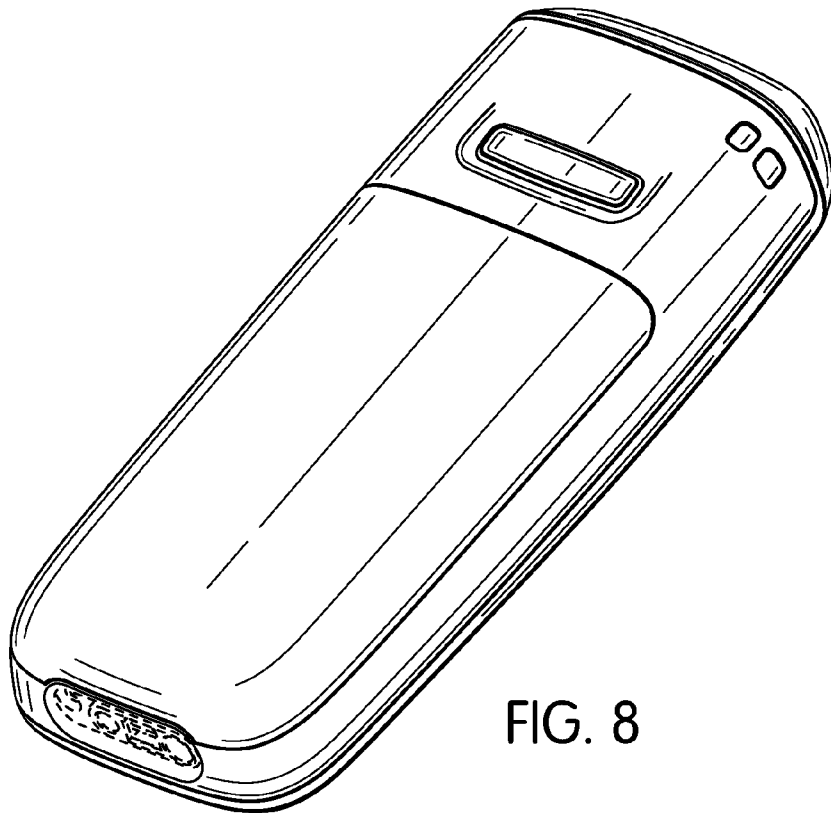


FIG. 8