



(51) International Patent Classification:

**C09D 11/00** (2006.01) **B41M 3/14** (2006.01)  
**C09D 11/10** (2006.01) **C09K 11/06** (2006.01)

(21) International Application Number:

PCT/EP2010/056350

(22) International Filing Date:

10 May 2010 (10.05.2010)

(25) Filing Language:

English

(26) Publication Language:

English

(30) Priority Data:

PCT/IB2009/005572 12 May 2009 (12.05.2009) WO

(71) Applicant (for all designated States except US): **SICPA HOLDING SA** [CH/CH]; Avenue de Florissant 41, CH-1008 Prilly (CH).

(72) Inventors; and

(75) Inventors/Applicants (for US only): **ABOUTANOS, Vickie** [AU/CH]; Rue Cheneau de Bourg 7, CH-1003 Lausanne (CH). **TILLER, Thomas** [DE/CH]; Chemin du Cèdre 21, CH-1030 Bussigny (CH). **REINHARD, Christine** [CH/CH]; Chemin de la Cure 8, CH-1005 Prilly (CH). **RASCAGNÈRES, Stéphanie** [FR/FR]; Impasse du Colomby, Charmoisy, F-74550 Orcier (FR).

(74) Agent: **BUBLAK, Wolfgang**; Bardehle Pagenberg Dost Altenburg Geissler, Galileiplatz 1, 81679 München (DE).

(81) Designated States (unless otherwise indicated, for every kind of national protection available): AE, AG, AL, AM, AO, AT, AU, AZ, BA, BB, BG, BH, BR, BW, BY, BZ, CA, CH, CL, CN, CO, CR, CU, CZ, DE, DK, DM, DO, DZ, EC, EE, EG, ES, FI, GB, GD, GE, GH, GM, GT, HN, HR, HU, ID, IL, IN, IS, JP, KE, KG, KM, KN, KP, KR, KZ, LA, LC, LK, LR, LS, LT, LU, LY, MA, MD, ME, MG, MK, MN, MW, MX, MY, MZ, NA, NG, NI, NO, NZ, OM, PE, PG, PH, PL, PT, RO, RS, RU, SC, SD, SE, SG, SK, SL, SM, ST, SV, SY, TH, TJ, TM, TN, TR, TT, TZ, UA, UG, US, UZ, VC, VN, ZA, ZM, ZW.

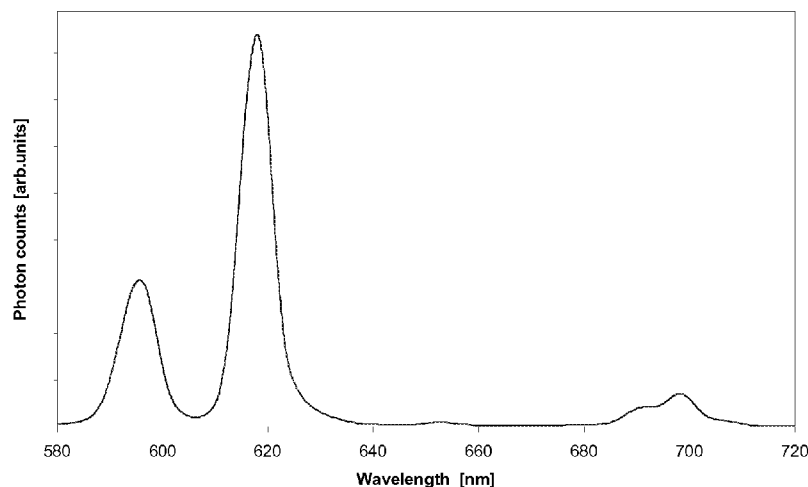
(84) Designated States (unless otherwise indicated, for every kind of regional protection available): ARIPO (BW, GH, GM, KE, LR, LS, MW, MZ, NA, SD, SL, SZ, TZ, UG, ZM, ZW), Eurasian (AM, AZ, BY, KG, KZ, MD, RU, TJ, TM), European (AL, AT, BE, BG, CH, CY, CZ, DE, DK, EE, ES, FI, FR, GB, GR, HR, HU, IE, IS, IT, LT, LU, LV, MC, MK, MT, NL, NO, PL, PT, RO, SE, SI, SK, SM, TR), OAPI (BF, BJ, CF, CG, CI, CM, GA, GN, GQ, GW, ML, MR, NE, SN, TD, TG).

Published:

- with international search report (Art. 21(3))
- with amended claims (Art. 19(1))

(54) Title: SECURE DOCUMENT COMPRISING LUMINESCENT CHELATES

Figure 1



(57) Abstract: Aqueous thermal inkjet ink composition for the printing of security documents comprising at least one luminescent water-soluble lanthanide complex.

## Secure document comprising luminescent chelates

### FIELD OF THE INVENTION:

- 5 The invention relates to the field of security documents and aims at improving the security level of such documents.

### BACKGROUND OF THE INVENTION:

- Secure documents such as currency, passports, or identity cards are increasingly  
10 counterfeit around the world. This situation is a very critical issue for governments and society in general. For example criminal organizations may use fake passports or identity cards for human beings traffic. As reprographic technologies become more and more sophisticated, it becomes even more difficult to make a clear distinction between a fake document and the original. Document security has  
15 therefore a considerable impact on the economy of the countries and also on the victims of illicit traffic involving counterfeit documents.

- Passports and identity cards are in general secure documents which contain a large number of protections, such as holograms, bar codes, encrypted data, specific papers or substrates, etc. Some protections are visible to the unaided eye (“overt”  
20 features), other protections are invisible (“covert” features) and their detection requires specific equipment.

- In the patent application US 2007/0225402 the use of an ultraviolet luminescent  
25 ink is disclosed, which is printed in form of indicia onto the document. The ultraviolet luminescent ink is invisible under natural light, such that the indicia can be

only revealed under irradiation with U.V. light. This ultraviolet luminescent ink is useful for applying codes onto security documents such as passports or banknotes. In the cited document, printing processes, including silk screen, gravure, letterpress and offset printing are used to apply the invisible ultraviolet fluorescent inks.

Luminescent compounds in pigment form have been widely used in inks and other preparations (see US 6565770, WO08033059, WO08092522). Examples of luminescent pigments can be found in certain classes of inorganic compounds, such as the sulphides, oxysulphides, phosphates, vanadates, garnets, spinels, etc. of nonluminescent cations, doped with at least one luminescent cation chosen from the transition-metal or the rare-earth ions.

Another class of compound useful to produce luminescence in ink is formed by certain rare-earth metal complexes such as described in patent applications WO 2009/005733 or in US patent 7,108,742.

A particular process for imprinting secure document with luminescent compounds, in particular luminescent rare-earth metal complexes, is inkjet printing, and more particularly thermal inkjet printing. Thermal inkjet printers use print cartridges having a series of tiny electrically heated chambers, constructed by photolithography. To produce an image, the printer sends a pulse of electric current through heating elements disposed in the back of each chamber, causing a steam explosion in the chamber, so as to form a bubble, which propels a droplet of ink through an orifice of the chamber onto the paper in front of it (hence the tradename Bubblejet® for certain inkjet printers). The ink's surface tension, as well as the condensation and thus contraction of the vapor bubble, pulls a further charge of ink into the chamber through a narrow channel attached to an ink reservoir.

The ink used is aqueous (i.e. a water-based ink comprising pigments or dyes), and the print head is generally cheaper to produce than the equipment required for other inkjet technologies. However, its lifetime is short, and it is generally exchanged together with the empty ink cartridge.

5

A major problem encountered with inkjet printers is ink drying in the printhead's nozzles, causing the pigments and/or dyes to form a solid deposit that plugs the microscopic ink orifices. Most printers prevent this drying by automatically covering the printhead nozzles with a rubber cap when the printer is not in use.

10 Abrupt power loss, or unplugging the printer before it has capped its printhead, can, however, cause the printhead to dry out. Further, even when capped - this seal being not perfect -, over a period of several weeks, the ink in the nozzles can dry out and plug them. Once ink begins to dry out in the nozzles, the drop volume is affected, the drop trajectory can change, or the nozzle can completely fail to jet  
15 any ink.

In the case of luminescent inkjet inks comprising rare earth metal complexes, the stability of the complex in water is critical to avoid nozzle obstruction. In order to prevent premature drying, adding water or solvent, to sufficiently dilute the ink, is  
20 an obvious solution. However, dilution with water or solvent reduces the intensity of luminescence (and thus the ease of detection) of the security document printed with such ink.

Another problem encountered in thermal ink-jet printing is "Kogation". Kogation  
25 (from Japanese "koge" = scorch, burn, char) is the thermal decomposition of ink components on the surface of the heating elements disposed in the back of each chamber of the ink-jet printing head, producing solid decomposition products, which may then obstruct the nozzle of the chamber.

Although rare earth metal complexes would represent a very useful way of imparting luminescence to inkjet inks, the problem of ink drying in the nozzles makes it often impossible to use the inkjet cartridges in their entirety, and causes thus increased ink cartridge consumption cost. This has not only an ecological and security impact, due to the “recycling” problem caused by such “used” cartridge, but also a non-negligible impact on the cost of printing.

Thus there is still a crucial need to solve the above mentioned problems in order to promote the efficient use of luminescent ink-jet inks based on rare earth metal complexes, and therefore to obtain correctly printed and protected security documents during the whole life of the ink cartridge.

#### SUMMARY OF THE INVENTION:

The present invention overcomes the above described disadvantages by:

15

- i. providing a stable level of luminescence for the efficient marking security documents during the whole life of the ink cartridge,
- ii. providing a luminescent ink which contains a stable rare earth metal complex,
- iii. avoiding the nozzle obstruction responsible for the impossibility to use the ink cartridge in its entirety.

25 The foregoing is accomplished by using a specific aqueous inkjet composition comprising at least one specific class of rare earth metal complexes in a specific ratio.

The rare-earth metal complexes of the present invention are chosen from the luminescent lanthanide complexes of trivalent rare-earth ions with three dinegatively charged, tridentate 5- or 6-membered heteroaryl ligands.

- 5 The luminescent ink used comprises a stable, water-soluble tris-complex of a trivalent rare-earth cation with an atomic number between 58 and 70, such as: Pr, Nd, Sm, Eu, Gd, Tb, Dy, Ho, Er, Tm, Yb and the mixtures thereof, with a tridentate, dinegatively charged heteroaryl ligand that absorb in the ultraviolet and/or the blue region of the electromagnetic spectrum. The luminescent emission in  
10 these lanthanide complexes is due to inner f-shell transitions such as:  $5D_0 \rightarrow 7F_1$  and  $5D_0 \rightarrow 7F_2$  for  $\text{Eu}(3+)$ .

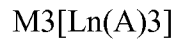
- According to the present invention, a neat stoichiometric complex of the trivalent rare-earth ion is used, rather than a solution of a rare-earth ion salt in a large excess of the ligand.  
15

- This is possible with ligands which form very stable anionic complexes with the trivalent rare-earth ion, such that no dissociation (hydrolysis or pyrolysis) occurs in aqueous solution upon heating. Hydrolysis would noteworthy lead to precipitates and corresponding nozzle obstruction.  
20

An example of such a ligand is the dianion of dipicolinic acid,  $\text{dpa}^{2-}$ , which forms a stable, highly water-soluble 1:3 complex with trivalent rare-earth ions such as  $\text{Eu}(3+)$ , according to the formula:

- 25  $\text{Eu}^{3+} \rightarrow [\text{Eu}(\text{dpa})]^+ \rightarrow [\text{Eu}(\text{dpa})_2]^- \rightarrow [\text{Eu}(\text{dpa})_3]^{3-}$   
which does not hydrolyze in aqueous solution.

Thus, according to the present invention, a neat complex salt of the following formula is used as the luminescent ink component:



wherein M is chosen from the alkali cations Li<sup>+</sup>, Na<sup>+</sup>, K<sup>+</sup>, Rb<sup>+</sup> and Cs<sup>+</sup> and the mixtures thereof;

wherein Ln is chosen from the trivalent rare-earth cations of Ce, Pr, Nd, Sm, Eu, Gd, Tb, Dy, Ho, Er, Tm, and Yb and the mixtures thereof;

and wherein A is a dinegatively charged, tridentate 5- or 6-membered heteroaryl ligand, such as the dipicolinate anion.

10

The use of such neat complex salt avoids any unnecessary excess of free ligand in the ink, reducing thus its overall solid content, and therewith its tendency to obstruct (to clog) the inkjet nozzles through kogation or drying.

15 These and other features and advantages of the present invention will be more readily understood from a reading of the following detailed description by those of ordinary skill in the art. It is to be appreciated that certain features of the invention which are, for clarity, described above and below in the context of separate embodiments, may also be provided in combination in a single embodiment. Conversely, various features of the invention that are, for brevity, described in the  
20 context of a single embodiment, may also be provided separately or in any sub-combination. Further, reference to values stated in ranges include each and every value within that range.

## 25 DETAILED DESCRIPTION OF THE INVENTION:

According to the present invention the aqueous inkjet ink composition comprises at least one luminescent lanthanide complex of the formula:



wherein M is chosen from the alkali cations Li<sup>+</sup>, Na<sup>+</sup>, K<sup>+</sup>, Rb<sup>+</sup> and Cs<sup>+</sup> and the mixtures thereof;

wherein Ln is chosen from the trivalent rare-earth cations of Ce, Pr, Nd, Sm, Eu,  
5 Gd, Tb, Dy, Ho, Er, Tm, and Yb;

and wherein A is a dinegatively charged, tridentate 5- or 6-membered heteroaryl ligand, such as the dipicolinate anion,

in which the complex has an exact 1: 3 (Ln:A) stoichiometry.

10 The process to obtain the complex M<sub>3</sub>[Ln(A)<sub>3</sub>] of the present invention comprises the step of reacting a precursor compound of a trivalent lanthanide ion Ln with 3 equivalents of the dinegatively charged, tridentate 5- or 6-membered heteroaryl ligand A in the presence of at least 3 equivalents of the alkali cation M.

15 As a precursor compound of a trivalent lanthanide ion Ln, an oxide Ln<sub>2</sub>O<sub>3</sub>, a chloride, LnCl<sub>3</sub>, a carbonate, Ln<sub>2</sub>(CO<sub>3</sub>)<sub>3</sub> or an acetate, Ln(CH<sub>3</sub>COO)<sub>3</sub> may be used.

The dinegatively charged, tridentate 5- or 6-membered heteroaryl ligand A may  
20 be employed as the free acid H<sub>2</sub>A, together with the required amount of base, as the monoalkali-salt HMA, or as the dialkali salt M<sub>2</sub>A.

The components of the complex salt are combined in aqueous solution, e.g.:





and the resulting complex salt is preferably recrystallized, so as to separate it from byproducts of the reaction, such as NaCl, which are not desirable to achieve the goal of the invention, i.e. an ink with the lowest possible solid contents.

- 5 The advantage of the recrystallization process is to provide a lanthanide complex salt with a minimal by-product content. This has an impact on the solubility of the complex and an on the drying or kogation phenomena. In a preferred embodiment the concentration of Cl<sup>-</sup> present with the complex salt, is below 0.1% Cl<sup>-</sup> of the total weight of the complex salt or 0.17% NaCl, respectively. To obtain high qual-  
10 ity of print, the final chloride content of the complex salt should not exceed 0.1% wt. In case of an acceptable print quality, the chloride content of the complex salt is comprised between 0.1%wt and 0.25%wt.

- In a preferred embodiment the dinegatively charged, tridentate 5- or 6-membered  
15 heteroaryl ligand A is selected from the group consisting of pyridine, imidazole, triazole, pyrazole, pyrazine bearing at least one carboxylic acid group. The 5 to 6 membered heteroaryl of the present invention bearing at least one carboxylic group can be further substituted by a group hydroxyl, amino, a C1-C6-alkoxy, such as a methoxy, ethoxy, isopropoxy, etc. group or a C1-C6-alkyl, such as a  
20 methyl, ethyl, isopropyl, etc. group.

- Specific dinegatively charged, tridentate 5- or 6-membered heteroaryl ligands A used in the complex salts of the invention are selected from the group consisting of dipicolinic acid, 4-hydroxypyridine-2,6-dicarboxylic acid, 4-amino-pyridine-  
25 2,6-dicarboxylic acid, 4-ethoxypyridine-2,6-dicarboxylic acid, 4-isopropoxypyridine-2,6-dicarboxylic acid and/or 4-methoxypyridine-2,6-dicarboxylic acid.

In a more preferred embodiment the dinegatively charged, tridentate 5- or 6-membered heteroaryl ligand A present in the ink according to the present invention is selected from the group consisting of dipicolinic acid and/or 4-hydroxypyridine-2,6-dicarboxylic acid and the trivalent lanthanide ion is of Europium (Eu<sup>3+</sup>) and/or Terbium (Tb<sup>3+</sup>). In most preferred embodiment, dipicolinic acid or 4-hydroxypyridine-2,6-dicarboxylic acid are used in combination with europium (Eu<sup>3+</sup>).

The percentage of the lanthanides complex salt in the aqueous inkjet ink of the present invention is between 1 to 15 wt% based on the total weight of the composition, more preferably 1 to 8 wt% and even more preferably 1 to 3 wt%.

All the above lanthanide complexes show a strong absorption in the ultraviolet region of the electromagnetic spectrum. According to Figure 1, an aqueous ink of the present invention, based on [Eu(dpa)<sub>3</sub>]<sup>3-</sup> shows a strong red emission with a maximum at 617nm when exposed to 254 nm UV light.

The aqueous ink according to the present invention is suitable for thermal ink-jet printing which is an efficient inkjet printing technique for the coding and marking of products, packages or documents of value.

In order to prevent the premature drying of the aqueous ink composition according to the present invention during the printing process, the aqueous inkjet ink of the invention further comprises at least one hygroscopic substance. The hygroscopic substance is selected each independently from the group consisting of primary, secondary or tertiary alcohol, lactams, polymeric glycols, glycol, cyclic sulfones.

In a more preferred embodiment the hygroscopic substance is selected each independently from the group consisting of DL-hexane-1,2-diol, 2-pyrrolidone, sulfolane, tetramethylene sulfoxide, gamma-butyrolactone, 1,3-dimethyl-2-imidazolidinone, 2-propanediol, pentanediol, 1,2 hexanediol, trimethylolpropane, glycerol, ethyleneglycol, diethyleneglycol, polypropyleneglycol, polyethyleneglycol, ethanol, propanol, butanol.

The percentage of the hygroscopic substance in the aqueous ink of the invention is between 5 to 45% based on the total weight of the composition, more preferably 10 to 45% and even more preferably 20 to 45%.

The aqueous ink composition according to the invention can also further include at least one visible dyestuff or pigment which would give color to the present ink when admixed to it. In a preferred embodiment the visible dyestuff or pigment is selected from the group consisting of monoazo and/or disazo dyes, monoazo Cu-complexes dyes. Example of such dyestuff can be those produced by CIBA company under the name of IRGASPERSE Jet®. The aqueous ink composition according to the invention further contains 1 to 15 wt% of a visible dyestuff or pigment, based on the total weight of the composition.

20

Depending on the nature of the security documents to be imprinted, the printing ink according to the present invention can furthermore comprise customary additives, such as, for example, fungicides, biocides surfactants, sequestering agents, pH adjusters, co solvents or binders, such as, for example, acrylate binders, in the amounts customary for these additives.

25

Another object of the present invention is the use of the aqueous ink according the present invention for authenticating an article, such as a banknote, a passport, a

security document, a value document, a ticket, a foil, a thread, a label, a card, or a commercial good.

It is also another object of the present invention to provide a security document  
5 comprising at least one layer made with an ink according to the invention.

The invention is further illustrated by the following non-limiting examples. Percentages are by weight. Those skilled in the art will recognize that many variations are possible within the spirit and scope of these examples, which are intended to be defined by the following claims and their equivalents in which all  
10 terms are meant in their broadest reasonable sense unless otherwise indicated.

Figure 1 shows the luminescence spectrum of an inkjet print of a  $\text{Na}_3[\text{Eu}(\text{dpa})_3]$  containing ink, excited at 254 nm. Strong red emission with a maximum at 617 nm  
15 can be observed under 254 nm excitation.

Examples:

#### Synthesis of $\text{Na}_3[\text{Eu}(\text{dpa})_3] \cdot n\text{H}_2\text{O}$

20 315g of 2,6-pyridinedicarboxylic acid were dissolved in 5.4l of distilled water at 90°C. A solution of 230g  $\text{EuCl}_3 \cdot 6\text{H}_2\text{O}$  in 250 ml of water was added under continuous stirring. Then the mixture was allowed to cool down to room temperature and neutralized with a 2M solution of NaOH until the pH reached a value in-between 7.5-8.5.

25

Once the pH was stable, the solution was evaporated to dryness. The resulting powder was re-dissolved in hot water at a solid/liquid ratio of 1/2.25. To crystal-

lize the product, the solution was slowly cooled down to room temperature. The crystallized product was filtered and then dried.

#### Synthesis of $\text{Na}_3[\text{Tb}(\text{dpa})_3] \cdot n\text{H}_2\text{O}$

- 5 315g of 2,6-pyridinedicarboxylic acid were dissolved in 5.4l of distilled water at 90°C. Then a solution of 235g  $\text{TbCl}_3 \cdot 6\text{H}_2\text{O}$  in 250 ml of water was added. The cooled down solution was neutralized with 2M NaOH until the pH reached a value of 7.5-8.5. Once the pH was stable, the solution was filtered and concentrated up to a final reaction volume of 1.5l. Then the precipitate was re-dissolved
- 10 at 90°C and the product was allowed to crystallize over-night. The product was then isolated by passing through a centrifugal drier. To increase the purity of the final product, the powder can be re-dispersed in a mixture of water and ice. The washed powder can finally be filtered and dried.

- 15 Example of formulation of an Ink containing a complex according to the invention:

Black with fluorescent red (254 nm):

- To a solution of deionized water (204 g) are added 2-pyrrolidone (30 g) and 1,2-
- 20 hexanediol (15 g). The solution is stirred at 500-600 rpm in order to obtain a homogenized solution. 15g of  $\text{Na}_3[\text{Eu}(\text{dpa})_3]$  are added to the solution, then heated at 40°C until the complex is totally solubilized. The solution is cooled to ambient temperature, and then 18g of Irgasperse® Jet Cyan RL, 13.65 g Irgasperse® Jet yellow RL and 4.35g Irgasperse® Jet Magenta B are added, the mixture is stirred
- 25 at 500-600 rpm around 20 minutes. After stirring, the solution is filtered to remove all insoluble compounds and unreacted products.

The black ink obtained is packaged in a HP45 cartridge and used with a Deskjet printer of the 960Cxi, 970Cxi, 980Cxi or 990 Cxi series. Fluorescence at 254nm is checked using a fisher Bioblock Scientific VL-4.LC lamp is well visible.

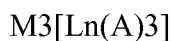
In order to assess ink stability, two tests were performed:

- Printing of 200 pages in a row followed by 2 to 4 days interruption and restart for another 400 pages.
- 5        - Short print tests are made after 1 week, 2 weeks, 3 weeks, 4 weeks and then every 4 weeks over a 6 month period.

No problems of printing and drying occurred with the ink according to the present invention during the stability tests. In all cases fluorescence intensity remained  
10        unchanged at very satisfactory level.

## Claims

1. Aqueous inkjet ink composition comprising at least one luminescent lanthanide complex of the formula:



wherein M is chosen from the alkali cations  $Li^+$ ,  $Na^+$ ,  $K^+$ ,  $Rb^+$  and  $Cs^+$  and the mixtures thereof;

wherein Ln is chosen from the trivalent rare-earth cations of Ce, Pr, Nd, Sm, Eu, Gd, Tb, Dy, Ho, Er, Tm, and Yb and the mixtures thereof;

and wherein A is a dinegatively charged, tridentate 5- or 6-membered heteroaryl ligand.

2. The aqueous ink composition according to claim 1 wherein the lanthanide complex is a recrystallized product having exact stoichiometry of 1:3.
3. The aqueous ink composition according to any of the preceding claims wherein no excessive ligand A in free form is present in the ink.
4. The aqueous ink composition according to any of the preceding claims wherein its final  $Cl^-$  content does not exceed 0.1% based on the total weight of the complex
5. The aqueous ink composition according to any of the preceding claims wherein its final  $Cl^-$  content is comprised between 0.1% and 0.25% based on the total weight of the complex.

6. The aqueous ink composition according to any of the preceding claims further including at least one hygroscopic substance.
- 5 7. The aqueous ink composition according to any of the preceding claims further including at least one visible dyestuff or pigment.
8. The aqueous ink composition according to any of the preceding claims which contains 1-15 wt% of luminescent lanthanide complexes, based on  
10 the total weight of the composition.
9. The aqueous ink composition according to claim 6 which contains 5 to 45 wt% of hygroscopic substance, based on the total weight of the composition.  
15
10. The aqueous ink composition according to claim 7 which contains 1 to 15 wt% of a visible dyestuff or pigment, based on the total weight of the composition.
- 20 11. The aqueous ink composition according to claims 6 and 9 wherein the hygroscopic substance is selected each independently from the group consisting of primary, secondary or tertiary alcohol, lactams, polymeric glycol, glycol, cyclic sulfone.
- 25 12. The aqueous ink composition according to claims 6 and 9 wherein the hygroscopic substance is selected each independently from the group consisting of DL-hexane-1,2-diol, 2-pyrrolidone, sulfolane, tetramethylene sulfoxide, gamma-butyrolactone, 1,3-dimethyl-2-imidazolidinone, 2-propanediol, pentanediol, 1,2 hexanediol, trimethylolpropane, glycerol,



ethyleneglycol, diethyleneglycol, polypropyleneglycol, polyethyleneglycol, ethanol, propanol, butanol.

5 13. The aqueous ink composition according to claim 7 wherein the visible dyestuff or pigment is selected from the group consisting of monoazo and/or disazo dyes, monoazo Cu-complexes dyes.

10 14. The aqueous ink composition according to any of the preceding claims wherein the dinegatively charged, tridentate 5- or 6-membered heteroaryl ligand A is selected from the group consisting of pyridine, imidazole, triazole, pyrazole, pyrazine, bearing at least one carboxylic group.

15 15. The aqueous ink composition according to any of the preceding claims wherein A is dipicolinic acid and/or 4-hydroxypyridine-2,6-dicarboxylic acid and wherein Ln is chosen from the trivalent ions of Europium (Eu<sup>3+</sup>) and/or Terbium (Tb<sup>3+</sup>).

20 16. Use of the aqueous ink according to any of the preceding claims for authenticating an article, such as a banknote, passport, a security document, a value document, a ticket, a foil, a thread, a label, a card, or a commercial good.

25 17. A security document comprising at least one layer made with an ink according to claim 1 to 15.

18. Process to obtain the complex M<sub>3</sub>[Ln(A)<sub>3</sub>] of the present invention, comprising the step of reacting a precursor compound of a trivalent lanthanide ion Ln with 3 equivalents of the dinegatively charged, tridentate 5- or 6-

membered heteroaryl ligand A in the presence of at least 3 equivalents of the alkali cation M.

- 5 19. Process according to claim 18, wherein the precursor compound of the trivalent lanthanide ion Ln is selected from the group consisting of the oxides  $\text{Ln}_2\text{O}_3$ , the chlorides  $\text{LnCl}_3$ , the carbonates  $\text{Ln}_2(\text{CO}_3)_3$  and the acetates  $\text{Ln}(\text{CH}_3\text{COO})_3$ .
- 10 20. Process according to one of claims 18 or 19, wherein the dinegatively charged tridentate 5- or 6-membered heteroaryl ligand A is employed as the free acid  $\text{H}_2\text{A}$  together with the required amount of base, or as the monoalkali-salt HMA, or as the dialkali salt  $\text{M}_2\text{A}$ .
- 15 21. Process according to one of claims 18 to 20, wherein the components of the complex salt are combined in aqueous solution, and the resulting complex salt is recrystallized so as to separate it from byproducts of the reaction.

## AMENDED CLAIMS

received by the International Bureau on 06 October 2010 (06.10.2010)

1. Aqueous inkjet ink composition comprising at least one luminescent lanthanide complex of the formula:



wherein M is chosen from the alkali cations Li<sup>+</sup>, Na<sup>+</sup>, K<sup>+</sup>, Rb<sup>+</sup> and Cs<sup>+</sup> and the mixtures thereof;

wherein Ln is chosen from the trivalent rare-earth cations of Ce, Pr, Nd, Sm, Eu, Gd, Tb, Dy, Ho, Er, Tm, and Yb and the mixtures thereof;

and wherein A is a dinegatively charged, tridentate 5- or 6-membered heteroaryl ligand selected from the group consisting of optionally substituted pyridine, imidazole, triazole, pyrazole, pyrazine bearing at least one carboxylic acid group, wherein the substituting group consists of hydroxyl, amino, a C<sub>1</sub>-C<sub>6</sub>-alkoxy group, or a C<sub>1</sub>-C<sub>6</sub>-alkyl group.

2. The aqueous ink composition according to claim 1 wherein the C<sub>1</sub>-C<sub>6</sub>-alkoxy group is methoxy, ethoxy or isopropoxy.
3. The aqueous ink composition according to claim 1 wherein the C<sub>1</sub>-C<sub>6</sub>-alkyl group is methyl, ethyl or isopropyl.
4. The aqueous ink composition according to claim 1 wherein the lanthanide complex is a recrystallized product having exact stoichiometry of 1:3.

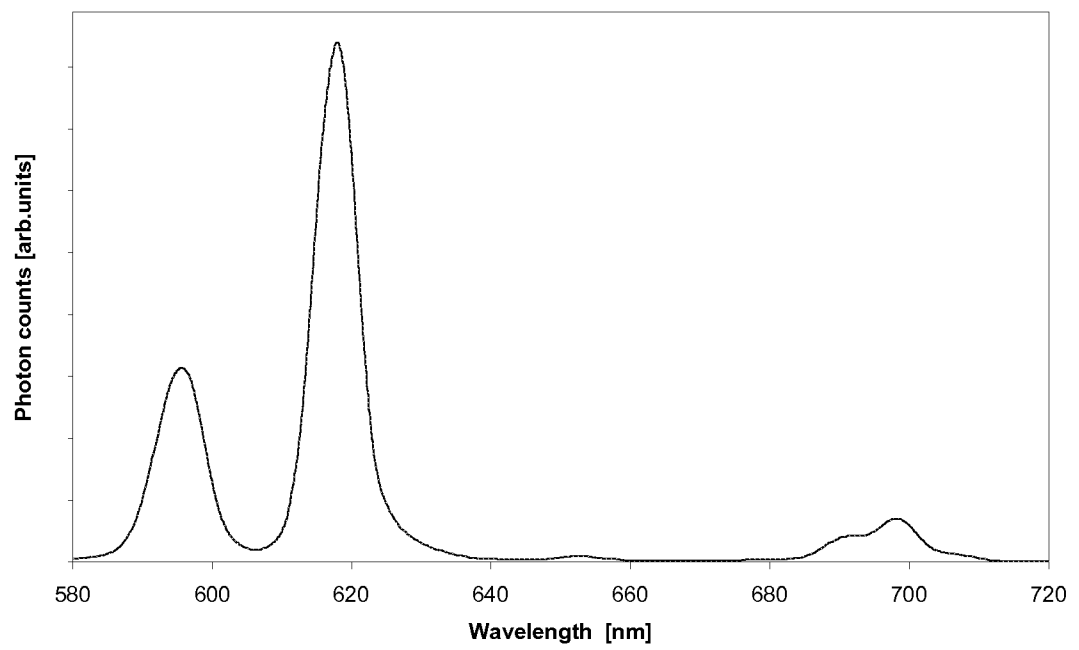
5. The aqueous ink composition according to any of the preceding claims wherein no excessive ligand A in free form is present in the ink.
6. The aqueous ink composition according to any of the preceding claims wherein its final Cl<sup>-</sup> content does not exceed 0.1% based on the total weight of the complex.
7. The aqueous ink composition according to any of the preceding claims wherein its final Cl<sup>-</sup> content is comprised between 0.1% and 0.25% based on the total weight of the complex.
8. The aqueous ink composition according to any of the preceding claims further including at least one hygroscopic substance.
9. The aqueous ink composition according to any of the preceding claims further including at least one visible dyestuff or pigment.
10. The aqueous ink composition according to any of the preceding claims which contains 1-15 wt% of luminescent lanthanide complexes, based on the total weight of the composition.
11. The aqueous ink composition according to claim 8 which contains 5 to 45 wt% of hygroscopic substance, based on the total weight of the composition.
12. The aqueous ink composition according to claim 9 which contains 1 to 15 wt% of a visible dyestuff or pigment, based on the total weight of the composition.

13. The aqueous ink composition according to claims 8 and 11 wherein the hygroscopic substance is selected each independently from the group consisting of primary, secondary or tertiary alcohol, lactams, polymeric glycol, glycol, cyclic sulfone.
- 5
14. The aqueous ink composition according to claims 8 and 11 wherein the hygroscopic substance is selected each independently from the group consisting of DL-hexane-1,2-diol, 2-pyrrolidone, sulfolane, tetramethylene sulfoxide, gamma-butyrolactone, 1,3-dimethyl-2-imidazolidinone, 2-propanediol, pentanediol, 1,2 hexanediol, trimethylolpropane, glycerol, ethyleneglycol, diethyleneglycol, polypropyleneglycol, polyethyleneglycol, ethanol, propanol, butanol.
- 10
15. The aqueous ink composition according to claim 9 wherein the visible dye-stuff or pigment is selected from the group consisting of monoazo and/or disazo dyes, monoazo Cu-complexes dyes.
- 15
16. The aqueous ink composition according to any of the preceding claims wherein the dinegatively charged, tridentate 5- or 6-membered heteroaryl ligand A is selected from the group consisting of pyridine, imidazole, triazole, pyrazole, pyrazine, bearing at least one carboxylic group.
- 20
17. The aqueous ink composition according to any of the preceding claims wherein A is dipicolinic acid and/or 4-hydroxypyridine-2,6-dicarboxylic acid and wherein Ln is chosen from the trivalent ions of Europium (Eu<sup>3+</sup>) and/or Terbium (Tb<sup>3+</sup>).
- 25

18. Use of the aqueous ink according to any of the preceding claims for authenticating an article, such as a banknote, passport, a security document, a value document, a ticket, a foil, a thread, a label, a card, or a commercial good.
- 5 19. A security document comprising at least one layer made with an ink according to claim 1 to 17.
- 10 20. Process to obtain the complex  $M_3[Ln(A)_3]$  of the present invention, comprising the step of reacting a precursor compound of a trivalent lanthanide ion Ln with 3 equivalents of the dinegatively charged, tridentate 5- or 6-membered heteroaryl ligand A in the presence of at least 3 equivalents of the alkali cation M.
- 15 21. Process according to claim 20, wherein the precursor compound of the trivalent lanthanide ion Ln is selected from the group consisting of the oxides  $Ln_2O_3$ , the chlorides  $LnCl_3$ , the carbonates  $Ln_2(CO_3)_3$  and the acetates  $Ln(CH_3COO)_3$ .
- 20 22. Process according to one of claims 20 or 21, wherein the dinegatively charged tridentate 5- or 6-membered heteroaryl ligand A is employed as the free acid  $H_2A$  together with the required amount of base, or as the monoalkali-salt  $HMA$ , or as the dialkali salt  $M_2A$ .
- 25 23. Process according to one of claims 20 to 22, wherein the components of the complex salt are combined in aqueous solution, and the resulting complex salt is recrystallized so as to separate it from byproducts of the reaction.

- 1/1 -

Figure 1



# INTERNATIONAL SEARCH REPORT

International application No

PCT/EP2010/056350

## A. CLASSIFICATION OF SUBJECT MATTER

INV. C09D11/00 C09D11/10 B41M3/14 C09K11/06  
ADD.

According to International Patent Classification (IPC) or to both national classification and IPC

## B. FIELDS SEARCHED

Minimum documentation searched (classification system followed by classification symbols)

C09D B41M C09K

Documentation searched other than minimum documentation to the extent that such documents are included in the fields searched

Electronic data base consulted during the international search (name of data base and, where practical, search terms used)

EPO-Internal, WPI Data

## C. DOCUMENTS CONSIDERED TO BE RELEVANT

Category*	Citation of document, with indication, where appropriate, of the relevant passages	Relevant to claim No.
X	US 5 542 971 A (AUSLANDER JUDITH D [US] ET AL) 6 August 1996 (1996-08-06)	1-21
Y	claims; examples	1-21
Y	WO 2008/065085 A1 (IMAJE SA [FR]; MILLOT VINCENT [FR]; GUILLOT-PATRIQUE GREGORY [FR]; SAB) 5 June 2008 (2008-06-05)	1-21
	page 15, line 9 - line 29; claims; examples	
Y	WO 97/10307 A1 (GEN ELECTRIC CO PLC [GB]) 20 March 1997 (1997-03-20)	1-21
	claims; examples	
X	US 6 402 986 B1 (JONES II GUILFORD [US] ET AL) 11 June 2002 (2002-06-11)	1-21
	figure 1; examples	

☐ Further documents are listed in the continuation of Box C.

☒ See patent family annex.

\* Special categories of cited documents:

"A" document defining the general state of the art which is not considered to be of particular relevance

"E" earlier document but published on or after the international filing date

"L" document which may throw doubts on priority claim(s) or which is cited to establish the publication date of another citation or other special reason (as specified)

"O" document referring to an oral disclosure, use, exhibition or other means

"P" document published prior to the international filing date but later than the priority date claimed

"T" later document published after the international filing date or priority date and not in conflict with the application but cited to understand the principle or theory underlying the invention

"X" document of particular relevance; the claimed invention cannot be considered novel or cannot be considered to involve an inventive step when the document is taken alone

"Y" document of particular relevance; the claimed invention cannot be considered to involve an inventive step when the document is combined with one or more other such documents, such combination being obvious to a person skilled in the art.

"&" document member of the same patent family

Date of the actual completion of the international search

29 July 2010

Date of mailing of the international search report

06/08/2010

Name and mailing address of the ISA/

European Patent Office, P.B. 5818 Patentlaan 2  
NL - 2280 HV Rijswijk  
Tel. (+31-70) 340-2040,  
Fax: (+31-70) 340-3016

Authorized officer

Schmitz, Volker



# INTERNATIONAL SEARCH REPORT

Information on patent family members

International application No

PCT/EP2010/056350

Patent document cited in search report		Publication date	Patent family member(s)	Publication date
US 5542971	A	06-08-1996	NONE	
WO 2008065085	A1	05-06-2008	EP 2087051 A1 FR 2909095 A1 JP 2010511069 T	12-08-2009 30-05-2008 08-04-2010
WO 9710307	A1	20-03-1997	AT 210170 T AU 714019 B2 AU 6936496 A CA 2231862 A1 DE 69617708 D1 DE 69617708 T2 EP 0850281 A1 JP 11510213 T JP 3272368 B2	15-12-2001 16-12-1999 01-04-1997 20-03-1997 17-01-2002 08-08-2002 01-07-1998 07-09-1999 08-04-2002
US 6402986	B1	11-06-2002	NONE	