



US00D764092S

(12) **United States Design Patent**
Cai et al.

(10) **Patent No.:** **US D764,092 S**
(45) **Date of Patent:** **** Aug. 16, 2016**

(54) **LIGHT**

(71) Applicant: **NINGBO YUSING
OPTOELECTRONIC
TECHNOLOGY CO., LTD.**, Ningbo,
Zhejiang (CN)

(72) Inventors: **Xiaoyu Cai**, Ningbo (CN); **Liang
Zhang**, Ningbo (CN)

(73) Assignee: **NINGBO YUSING
OPTOELECTRONIC
TECHNOLOGY CO., LTD.**, Ningbo
(CN)

(**) Term: **14 Years**

(21) Appl. No.: **29/519,796**

(22) Filed: **Mar. 9, 2015**

(30) **Foreign Application Priority Data**

Oct. 23, 2014 (CN) 2014 3 0404566

(51) **LOC (10) Cl.** **26-03**

(52) **U.S. Cl.**
USPC **D26/76**

(58) **Field of Classification Search**
USPC D26/24, 39, 59, 67, 68, 69, 70, 71, 72,
D26/74, 76, 77, 80, 88, 89, 98, 138, 139,
D26/140, 141, 142, 151, 152
CPC F24S 4/001; F24S 4/005; F24S 8/00;
F24S 8/04; F24S 8/043; F24S 8/046; F24S
8/06-8/065; F24S 13/02; F24S 13/04; F24S
13/06

See application file for complete search history.

(56) **References Cited**

U.S. PATENT DOCUMENTS

D520,667	S	*	5/2006	Jae-Sung	D26/76
D569,027	S	*	5/2008	Hakamada	D26/76
D602,627	S	*	10/2009	Lasthein	D26/76
D603,548	S	*	11/2009	Pei	D26/76
D690,452	S	*	9/2013	Payne	D26/80
D695,443	S	*	12/2013	Kaule	D26/76
D729,423	S	*	5/2015	Noh	D26/24
D735,392	S	*	7/2015	Ng	D26/76
D750,308	S	*	2/2016	Rodgers	D26/76

* cited by examiner

Primary Examiner — George D Kirschbaum

Assistant Examiner — Natasha Vujcic

(57) **CLAIM**

The ornamental design for a light, as shown and described.

DESCRIPTION

FIG. 1 is a front elevational view of a light showing our new design;

FIG. 2 is a rear elevational view thereof;

FIG. 3 is a left side view thereof;

FIG. 4 is a right side view thereof;

FIG. 5 is a top plan view thereof;

FIG. 6 is a bottom plan view thereof;

FIG. 7 is a first perspective view thereof;

FIG. 8 is a second perspective view thereof;

FIG. 9 is a third perspective view thereof;

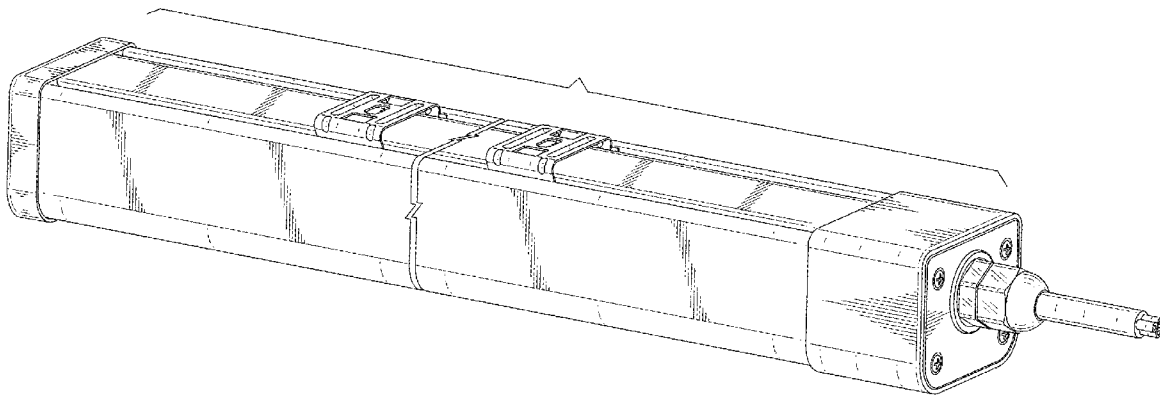
FIG. 10 is a fourth perspective view thereof;

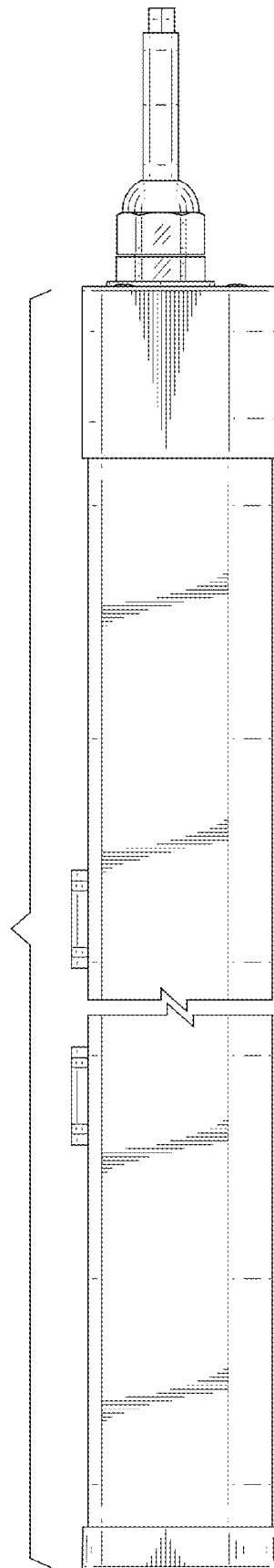
FIG. 11 is an enlarged view of FIG. 3; and,

FIG. 12 is an enlarged view of FIG. 4.

The break lines in the figures indicate that the appearance of any portion of the light between the break lines forms no part of the claimed design.

1 Claim, 12 Drawing Sheets





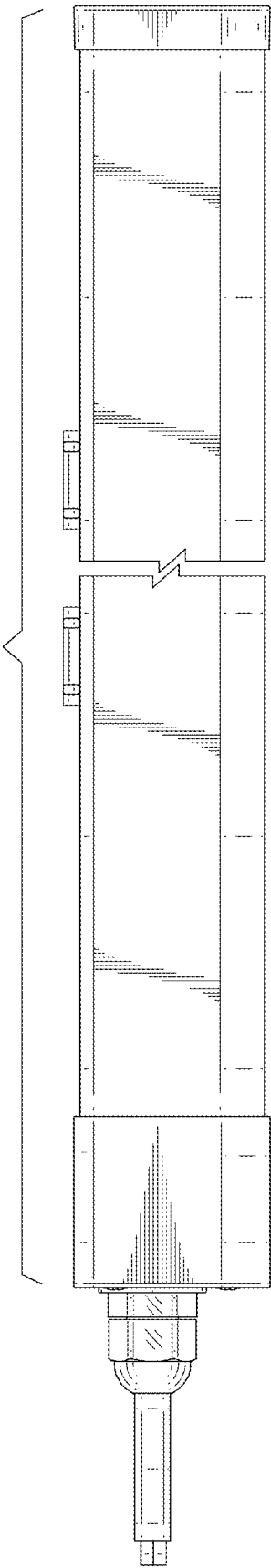


FIG. 2

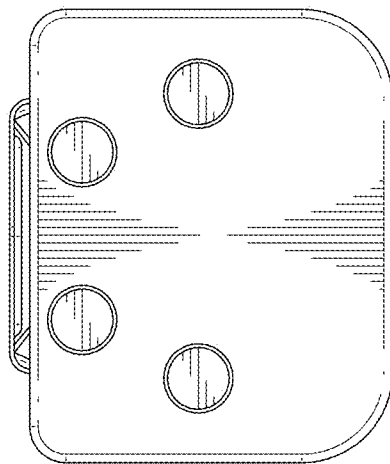


FIG. 3

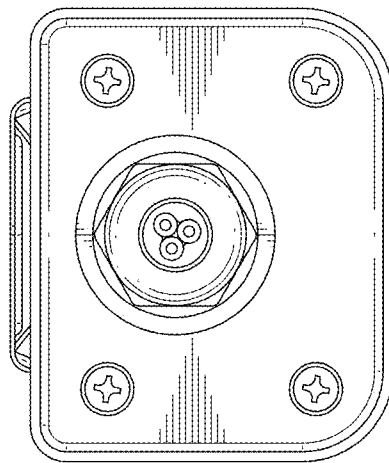


FIG.4

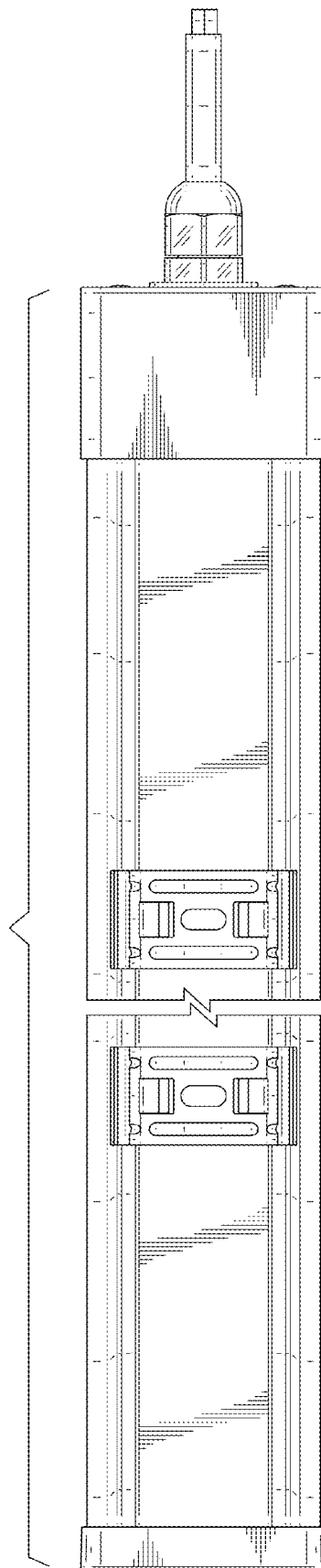


FIG. 5




FIG. 6

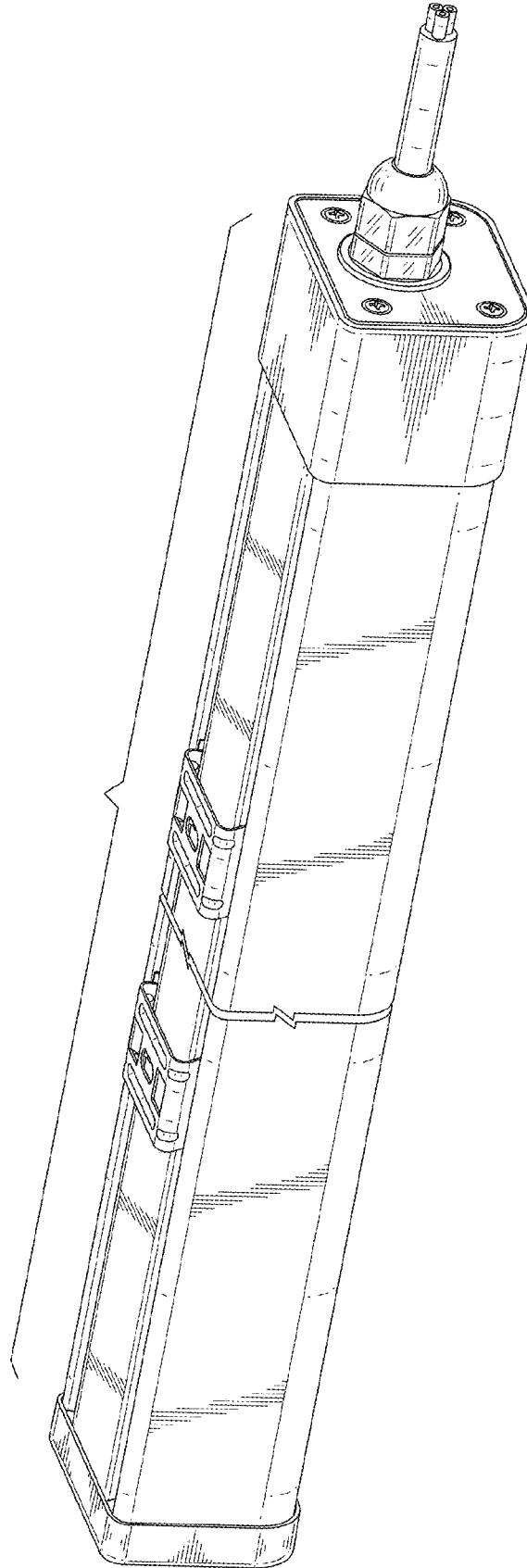


FIG. 7

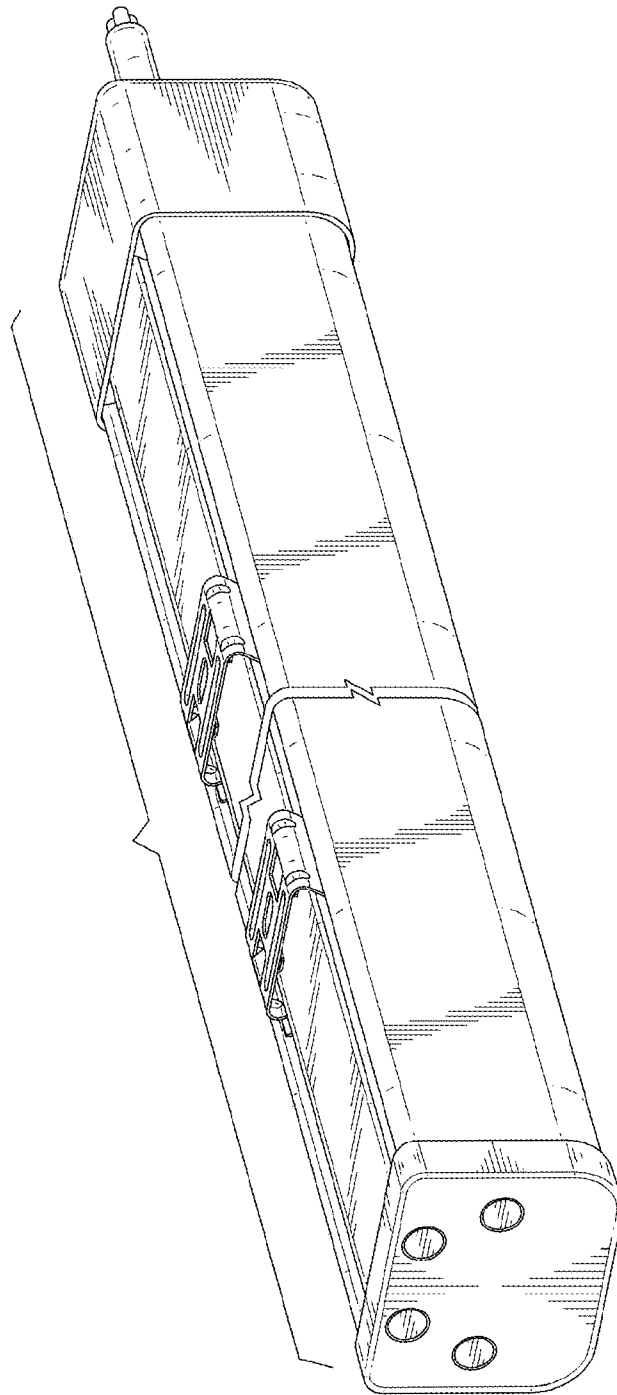


FIG. 8

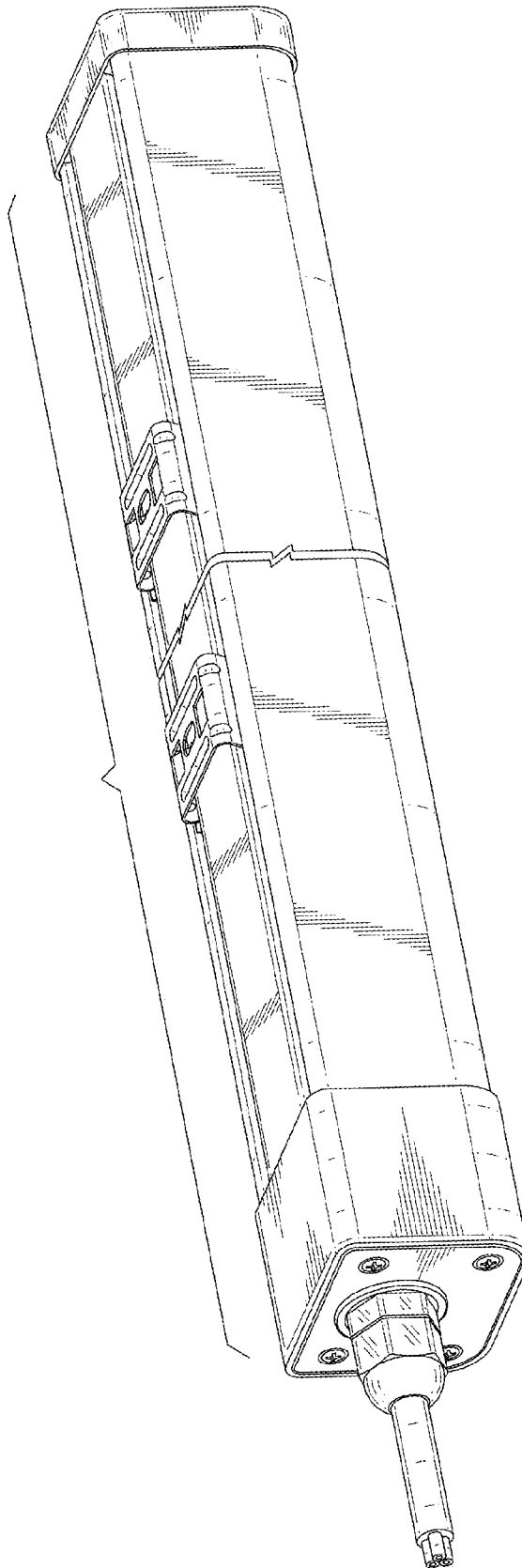


FIG. 9

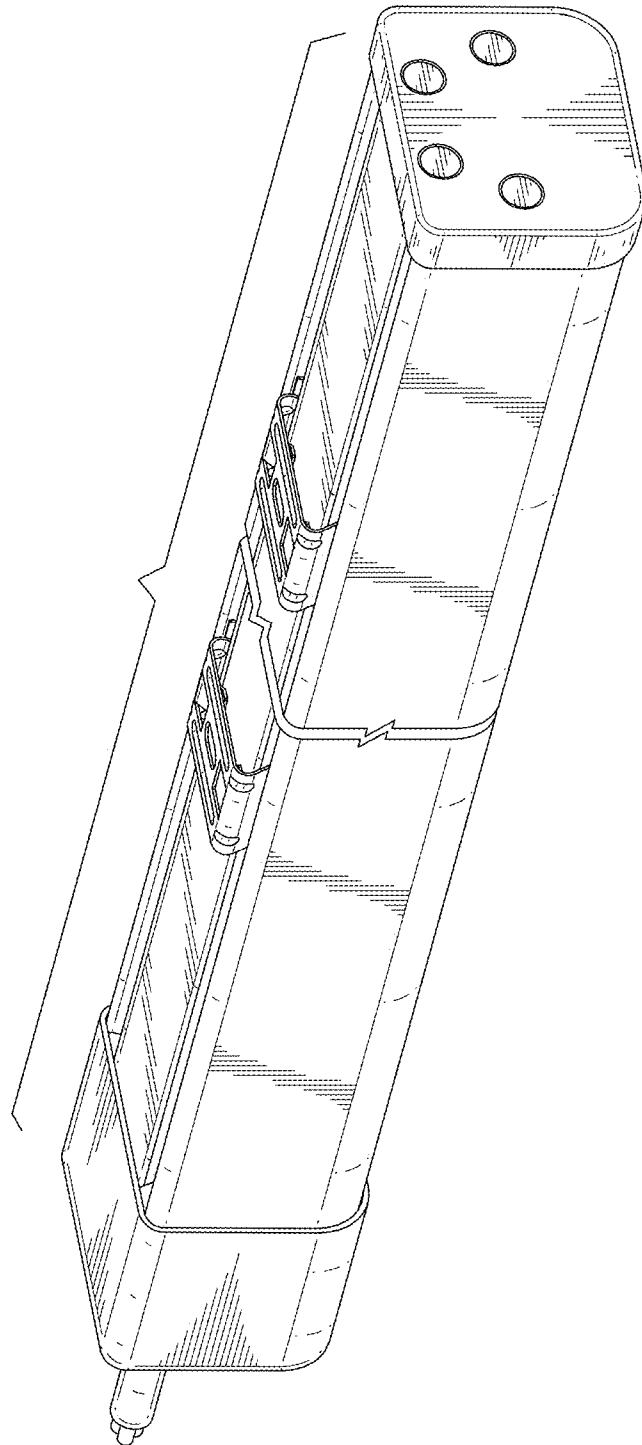


FIG.10

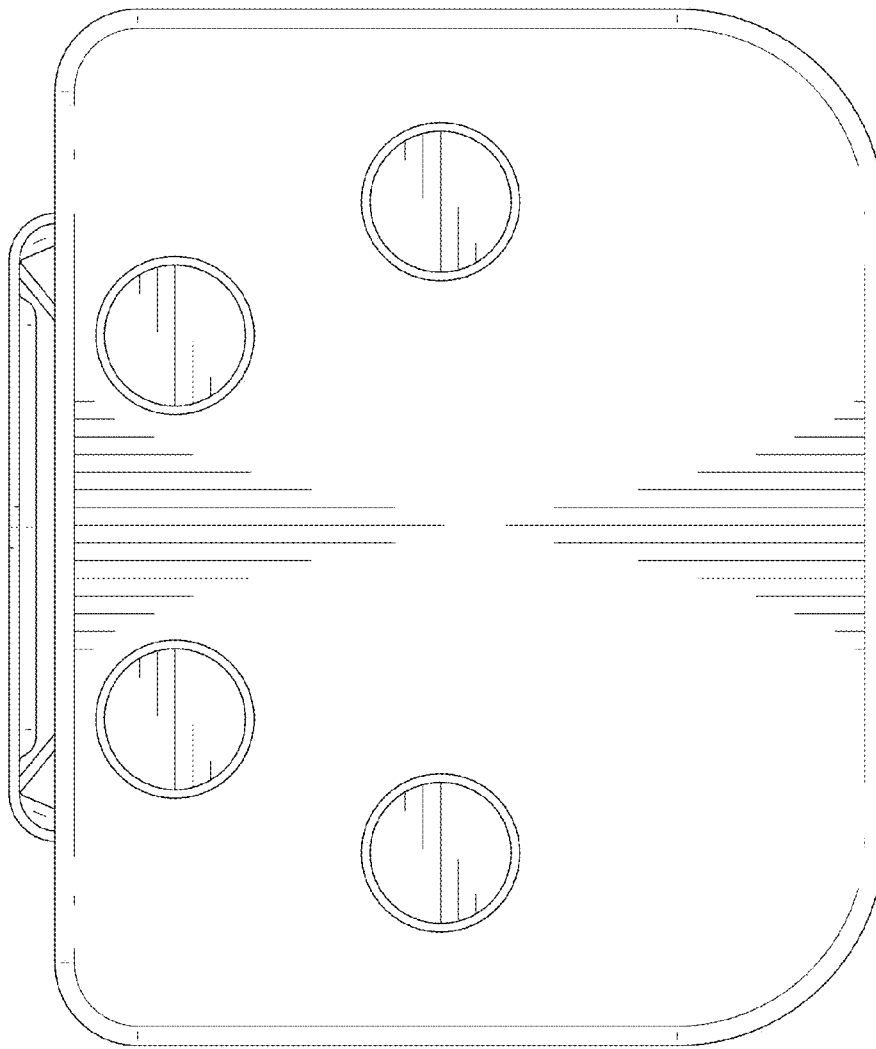


FIG.11

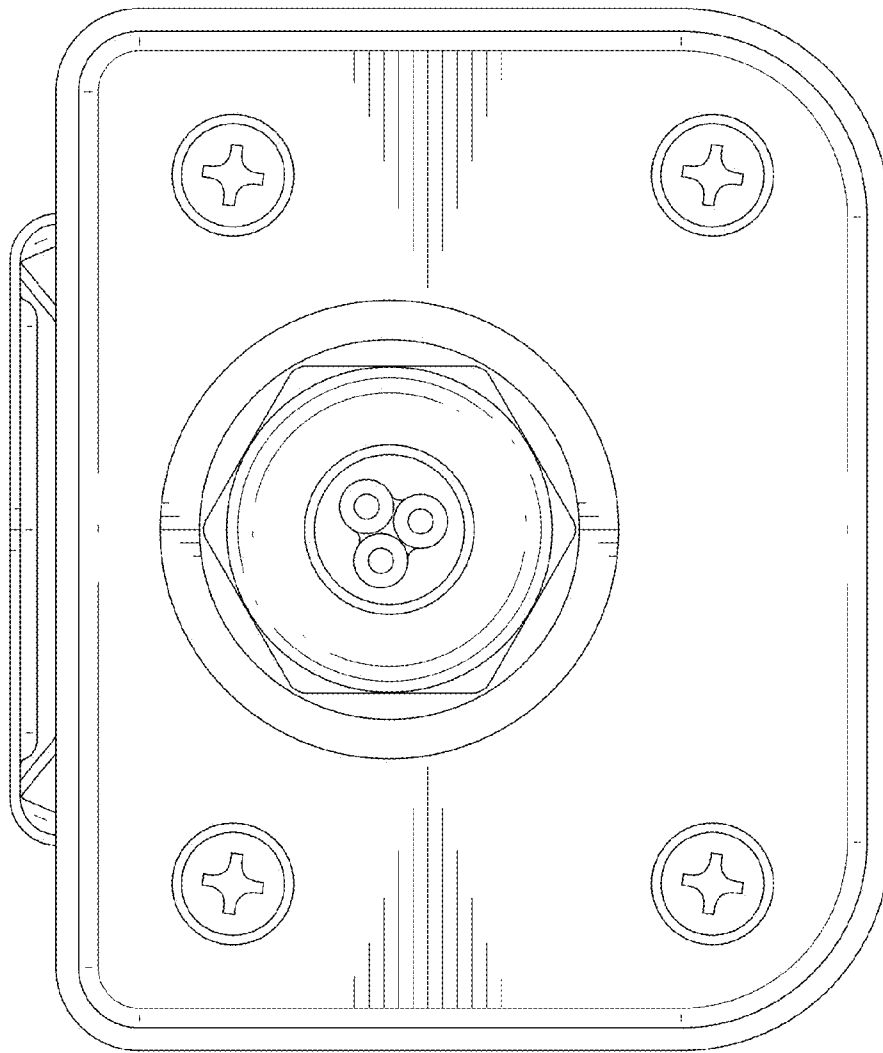


FIG.12