

(19) World Intellectual Property Organization
International Bureau



(43) International Publication Date
30 May 2003 (30.05.2003)

PCT

(10) International Publication Number
WO 03/043910 A1

(51) International Patent Classification⁷: B65D 85/10

(21) International Application Number: PCT/CH02/00604

(22) International Filing Date:
8 November 2002 (08.11.2002)

(25) Filing Language: English

(26) Publication Language: English

(30) Priority Data:
01811115.3 20 November 2001 (20.11.2001) EP

(71) Applicant (for all designated States except US): PHILIP MORRIS PRODUCTS S.A. [CH/CH]; Quai Jeanrenaud 3, CH-2000 Neuchâtel (CH).

(72) Inventors; and

(75) Inventors/Applicants (for US only): TALLIER, Bernard

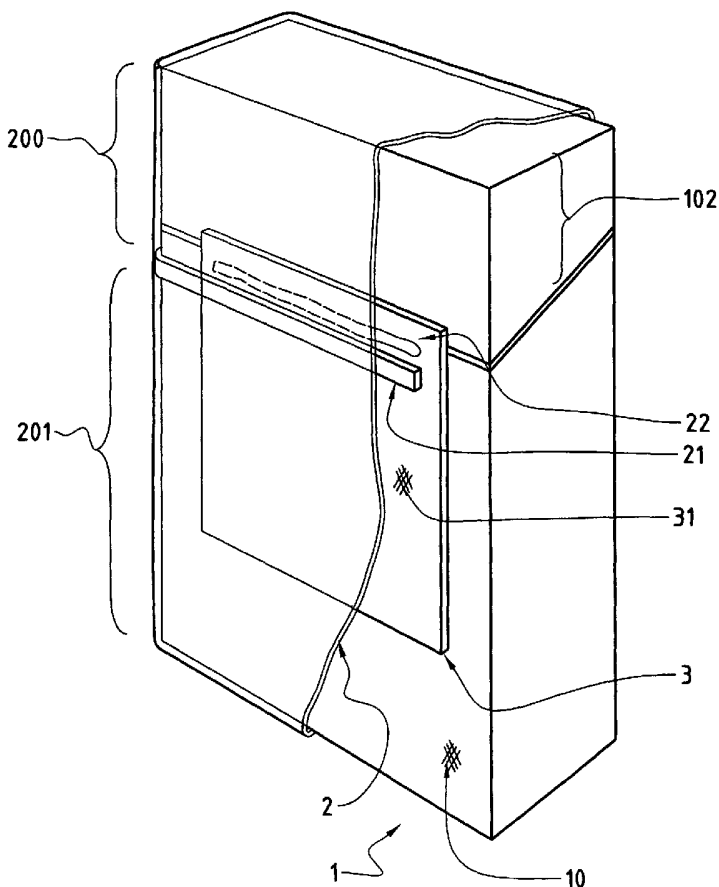
[BE/CH]; Chemin du signal 11, CH-2016 Cortaillod (CH).
FIEMS, Jean-Pierre [BE/CH]; Rue-Jean-de-la-Grange 14, CH-2000 Neuchâtel (CH). **BUDIN, Marc** [FR/CH]; Rue de la Gare 11, CH-2074 Marin-Epagnier (CH).

(74) Agent: BOVARD LTD; Optingenstrasse 16, CH-3000 Berne 25 (CH).

(81) Designated States (national): AE, AG, AL, AM, AT (utility model), AT, AU, AZ, BA, BB, BG, BR, BY, BZ, CA, CH, CN, CO, CR, CU, CZ (utility model), CZ, DE (utility model), DE, DK (utility model), DK, DM, DZ, EC, EE (utility model), EE, ES, FI (utility model), FI, GB, GD, GE, GH, GM, HR, HU, ID, IL, IN, IS, JP, KE, KG, KP, KR, KZ, LC, LK, LR, LS, LT, LU, LV, MA, MD, MG, MK, MN, MW, MX, MZ, NO, NZ, OM, PH, PL, PT, RO, RU, SD, SE, SG, SI, SK (utility model), SK, SL, TJ, TM, TN, TR, TT, TZ, UA, UG, US, UZ, VC, VN, YU, ZA, ZM, ZW.

[Continued on next page]

(54) Title: WRAPPING PROVIDED WITH AN INSIDE COUPON



(57) Abstract: 1. Wrapping formed around at least one pack (1) by means of a wrapping film (2), this pack (1) having at least one face (10), referred to as receiving face, against which a coupon (3) is placed having two external opposite faces (30, 31), which are: -a first external face (30), placed against the receiving face (10) of the pack (1), and -a second external face (31), attached against a surface of the film (2) which, referred to as inner surface (20), is itself situated turned toward the pack (1), the opening of the wrapping film (2) being achieved by means of a tear strip (21) which separates the film (2) into two portions, which are a first portion (200) and a second portion (201), and which is situated, before tearing, disposed between the coupon (3) and the film (2), whereby the coupon (3) is fixed locally against the inner face (20) of the film (2) in such a way that, after opening of said film (2) by means of the tear strip (21), said coupon (3) remains attached to a single one of said first portion (200) of the film (2), and second portion (201) of said film (2) and tear strip (21) of said film (2).



WO 03/043910 A1



(84) Designated States (regional): ARIPO patent (GH, GM, KE, LS, MW, MZ, SD, SL, SZ, TZ, UG, ZM, ZW), Eurasian patent (AM, AZ, BY, KG, KZ, MD, RU, TJ, TM), European patent (AT, BE, BG, CH, CY, CZ, DE, DK, EE, ES, FI, FR, GB, GR, IE, IT, LU, MC, NL, PT, SE, SK, TR), OAPI patent (BF, BJ, CF, CG, CI, CM, GA, GN, GQ, GW, ML, MR, NE, SN, TD, TG).

Published:

— *with international search report*

For two-letter codes and other abbreviations, refer to the "Guidance Notes on Codes and Abbreviations" appearing at the beginning of each regular issue of the PCT Gazette.

Declaration under Rule 4.17:

— *of inventorship (Rule 4.17(iv)) for US only*

Wrapping provided with an inside coupon

The present invention relates to a wrapping provided with a coupon on at least one of its inside faces.

5 Wrappings, especially but not exclusively cigarette packs, are found provided on one face with a coupon which can be opened in order to be read, said coupon bearing publicity indications, directions for use, indications for a contest, or any other appropriate indications.

10 Patent US-A-5,035,935 describes a pack of cigarettes provided with such a coupon disposed under the outside transparent film covering the pack of cigarettes. A drawback of the means proposed is that it is not possible to open the pack of cigarettes and the coupon simultaneously.

15 Application EP-A-0 803 450 also describes a pack of cigarettes provided with a tax coupon under the outside transparent film. The coupon is attached to the surface of the web of film, which will be situated against the pack of cigarettes. The tear tape simultaneously permits opening of the transparent film and tearing of the tax coupon. Note that in this case, the tax coupon is not intended to be read after opening of the pack.

20 Application EP-A-0 960 831 concerns a pack of cigarettes which, covered with a transparent outer film, is provided with a coupon able to be opened upon opening said outer film. This recent solution has a drawback when one wishes to protect the coupon completely or to prevent access to this coupon before opening of the film.

25 This solution also has another drawback. Since the coupon is situated on the outside of the pack covered with film, this coupon has edges that can form as many abutments capable of impeding or hampering the displacements of said pack when it is supposed to be displaced and when its face, provided with the coupon, has to slide against the guide surfaces.

In fact, packs frequently have to be displaced in an installation for regrouping packs into lots, particularly with a view to packaging of lots of these packs.

Manufacturers of cigarettes wish to return to the old solution in which the coupon is placed inside the film without this return to said old solution being accompanied by known drawbacks.

The main object of the invention is therefore to propose a wrapping of one or of a plurality of packs or of objects, provided on at least one of its inside faces with a coupon which may be easily extracted from the wrapping.

Another object of the invention is to propose a wrapping, the opening of which by means of a tear strip simultaneously causes the opening of a coupon placed in this wrapping.

To achieve this object, the invention has as its subject matter a wrapping formed around at least one pack by means of a wrapping film, said pack having at least one face, referred to as receiving face, against which a coupon is placed having two external opposite faces which are:

- a first external face, placed against the receiving face of the pack,
and

- a second external face, attached against a surface of the film which, referred to as inner surface, is itself situated turned toward the pack,

the opening of the wrapping film being achieved by means of a tear strip which separates the film into two portions, which are a first portion and a second portion, and which is situated, before tearing, disposed between the coupon and the film,

this wrapping being characterised in that the coupon is fixed locally against the inner face of the film in such a way that, after opening of said film by means of the tear strip, said coupon remains at least partly attached to a single

one of said first portion of the film, second portion of the film and tear strip of said film.

The invention will be better understood from reading the following description, given by way of non-limiting example, with reference to the attached drawings:
5

Figure 1, a view in perspective of a wrapping made up of a film around a pack provided with a coupon on one of its faces, the wrapping film being represented partially torn in order to show the pack and the coupon that are covered,

10 Figure 2, a view in perspective of a wrapping made up of a film around a pack provided with a coupon on one of its faces, the wrapping film having been cut by means of a tear strip and having been separated into two portions, and

15 Figure 3, lateral and transversally expanded views showing a coupon as well as the pack which bears this coupon with a wrapping film that covers said pack and coupon.

Although the figures and the following description relate to a pack of cigarettes, the concepts of pack and of wrapping must be extended to any type of wrapping of any product on which a coupon can be disposed according to one or the other of the ways described.
20

The shape of the wrapping need also not be that of a parallelepiped as shown, but may be of a different shape, e.g., circular cylindrical.

In Figures 1 to 3, there is a pack of cigarettes 1, e.g., of the stiff type, covered with a wrapping film 2, said film 2, which is, for example, made of transparent material such as cellophane, polypropylene, or any other material customarily used for this purpose. Although a stiff pack has been illustrated, it will be readily appreciated that the invention may be practiced using well know
25

soft packs also. The nature of the pack is not critical to the practice of the invention.

The wrapping film 2 could also be made of an opaque material, for example, a printed opaque material.

5 As can be seen in the drawing, the pack 1 has at least one face 10, referred to as receiving face 10, against which a coupon 3 is placed, and the film 2 covers said pack 1 and said coupon 3.

The coupon 3 is a flat element, particularly but not exclusively a flat element of paper, which is intended to be placed between the film 2 and the
10 said receiving face 10 of the pack 1.

When the coupon 3 is placed between the film 2 and the receiving face 10 of the pack 1, it shows two external opposite faces 30, 31 referred to as first and second external faces 30, 31.

The first external face 30 is placed against the receiving face 10 of
15 the pack 1 and the second external face 31 is attached against a surface of the film 2 which, referred to as inner surface 20, is itself situated turned toward the pack 1.

The coupon 3 can be made up of a single sheet, and this single sheet can be folded or unfolded.

20 The coupon 3 can also be made up of two or more sheets, which can be folded or not.

When the film 2 is made of transparent material, the said second external face 31 of the coupon 3 appears through the film 2 (Figures 1 et 2).

The said second external face 31 of the coupon 3 is visible and may
25 advantageously bear a logo, a publicity indication, or any other indication (not shown).

For opening the pack 1, the film 2 is conventionally provided here with a tear tape or tear strip 21 which is placed on the said inside face 20 of the film 2, and going around the side faces of the pack 1, one end of the tear tape 21 being advantageously provided with a tear tongue (not shown).

5 The tear strip 21 separates the film 2 into two portions, a first portion 200 and a second portion 201.

When the pack 1 is sold, certain information borne by the coupon 3, such as information (not shown) located on the first external face 30 of this coupon 3 that is placed against the receiving face 10 of the pack 1, are
10 inaccessible.

Only opening of the film 2 makes possible access to said information borne by the coupon 3.

As is shown, the coupon 3 is fixed against the face referred to as the inner face 20 of the film 2 that is provided with a tear strip 21, in such a way
15 that said tear strip 21 is situated between said coupon 3 and the film 2.

These technical features make it possible for the coupon to be protected by the wrapping film 2, and the coupon 3 does not have edges that can form as many abutments capable of impeding or hampering the displacements of the pack 1 when it has to be displaced and when its face 20,
20 provided with the coupon 3, has to slide against guide surfaces of an installation (not shown).

Opening the film 2 by pulling on the tear strip 21 permits access to the coupon 3.

In a noteworthy way, the coupon 3 is fixed locally against the inner
25 face 20 of the film 2 in such a way that after opening of said film 2 by means of the tear strip 21, said coupon 3 remains at least partly attached to one of said first portion 200 of the film 2, second portion 201 of the film 2 and tear strip 21 of said film 2.

In a noteworthy way, the coupon 3 is fixed locally against the inner face 20 of the film 2 by at least one first means of local attachment 22 selected from among the group of means comprising a point of adhesive, a line of adhesive, a welding point, a welding line, a crimping, the mechanical resistance
5 of this means of local attachment 22 being adjusted such that it remains possible to separate the coupon 3 from the wrapping film 2, without destroying said coupon 3.

One skilled in the art will know how to adjust the mechanical resistance of said first means of local attachment 22 and/or how to provide a
10 certain number of these means without further inventive step.

These technical features make it possible to ensure that the coupon 3 is not completely detached upon opening of the film 2 and thus does not escape from the person holding the pack without, however, hindering a possible
15 separation of the coupon 3 and of the part of the wrapping film 2 that supports it.

These seemingly trivial features are in fact of particular importance because a coupon 3, which is generally smaller than the receiving face 10 of the pack 1, can easily escape from a person (not shown) who is holding the pack 1 and the tear strip 21.

20 The tear strip 21 separates the film 2 into two portions, i.e. a first portion 200 which is separated from a first part 100 of the pack 1 after opening of the film 2 and a second portion 201 which remains on a second part 101 of the pack 1 after opening of said film 2.

In a first noteworthy way, the coupon 3 is fixed locally against the
25 inner face 20 of the film 2 in such a way that after opening of said film 2 by means of the tear strip 21, said coupon 3 remains attached to one of said first and second portions 200, 201 of said film 2.

This technical feature facilitates access to the coupon 3 by ensuring that it does not escape from a person holding said pack 1.

In a second noteworthy way, the coupon 3 is fixed locally against the inner face 20 of the film 2 in such a way that after opening of said film 2 by means of the tear strip 21, the said coupon 3 remains attached to the first portion 200 of said film 2 which must be separated from the pack 1 to allow
5 access to the contents (not shown) of the pack 1 by displacement of a lid 102 with which said pack 1 is provided.

The first part 100 of the pack 1, freed of the film 2, can thus be opened, and the coupon 3 itself can be examined by a person, e.g. the person who has opened the film 2.

10 In a third noteworthy way, the coupon 3 is fixed locally against the inner face 20 of the film 2 in such a way that after opening of said film 2 by means of the tear strip 21, said coupon 3 remains attached to said tear strip 21.

As has been explained, it is possible for the coupon 3 to constitute a sheet, for example, having two external opposite faces 30, 31, referred to as
15 first external face 30 and second external face 31, but it also possible for it to be composed of a folded up and closed sheet, i.e. a leaf that needs to be cut locally in order to permit access to the information it contains.

In Figure 3, the coupon 3 is formed by a leaf, folded about a folding line forming a fold zone 32, a zone 33 of the coupon 3, referred to as the closed
20 zone 33, opposite the said fold zone 32 being closed, e.g., by a closure means 330, e.g., a spot or a line of glue, or by crimping, so as to keep the coupon closed before opening of the wrapping.

It is also possible, instead of a folded leaf, to have two leaves assembled along the folding line 32, as well as along the said closed zone 33.

25 Whatever the case, the coupon 3 comprises two opposite sectors 34, 35, referred to as first sector 34 and second sector 35, of these a first sector 34 that is intended to be situated against the inner face 20 of the film 2, and a second sector 35 that is intended to be situated against the receiving face 10 of the pack 1.

In a noteworthy way,

- the said first sector 34 of the coupon 3 is provided with at least one line of weakened resistance 36 situated so as to separate the first sector 34 into two zones 340, 341, referred to as first zone 340 and second zone 341,

5 - said first sector 34 of the coupon 3 is fixed against the inner surface 20 of the film 2 in such a way that the opening of the film 2 by means of the tear strip 21 causes the opening of the coupon 3 and at least one of the first and second zones 340, 341 of this first sector 34 of the coupon 3 remains pinched
10 between the receiving face 10 of the pack 1 and one of said first and second portions 200, 201 of said film 2.

 Said first sector 34 of the coupon 3 is preferably fixed against the inner surface 20 of the film 2 in such a way that the opening of the film 2 by means of the tear strip 21 causes the opening of the coupon 3, and said first zone 340 of this first sector 34 of the coupon 3 remains attached to said first
15 portion 200 of said film 2.

 These technical features allow opening of the coupon to be achieved more or less simultaneously with the opening of the film 2 that covers the pack 1 while ensuring that a portion of the coupon 3 remains attached to a portion of the film 2.

20 In a noteworthy way, the line of weakened resistance 36 of the coupon 3 is oriented substantially parallel to the tear strip 21 of the film 2 and is situated at a predetermined distance from this tear strip 21 in such a way as to ensure the simultaneous opening of the film 2 and of the coupon 3.

 One skilled in the art will know how to determine the aforementioned
25 distance without further inventive step.

 According to a preferred embodiment, the coupon 3 is disposed against the inner surface 20 of the film 2 in such a way that the tear strip 21 is

substantially superimposed on the line of weakened resistance 36 of the coupon 3, and said coupon 3 is fixed to said inner surface 20 of the film 2

- on the one hand, at least at the place where said tear strip 21 and said line of weakened resistance 36 are superimposed, and

5 - on the other hand, in at least one other separate place, and this

in such a way that the opening of the film 2 by means of the tear strip 21 causes the opening of the coupon 3 and that, after opening of said film 2, at least one of said first and second zones 340, 341 of the coupon 3 remains pinched between the receiving face 10 of the pack 1 and one of said first and
10 second portions 200, 201 of said film 2.

These technical features thus make it possible to ensure the opening of the wrapping film 2 and simultaneously the opening of the coupon 3.

Claims

1. Wrapping formed around at least one pack (1) by means of a wrapping film (2), this pack (1) having at least one face (10), referred to as receiving face, against which a coupon (3) is placed having two external
5 opposite faces (30, 31), which are:

- a first external face (30), placed against the receiving face (10) of the pack (1), and

- a second external face (31), attached against a surface of the film (2) which, referred to as inner surface (20), is itself situated turned toward the
10 pack (1),

the opening of the wrapping film (2) being achieved by means of a tear strip (21) which separates the film (2) into two portions, which are a first portion (200) and a second portion (201), and which is situated, before tearing, disposed between the coupon (3) and the film (2),

15 this wrapping being characterised in that the coupon (3) is fixed locally against the inner face (20) of the film (2) in such a way that, after opening of said film (2) by means of the tear strip (21), said coupon (3) remains at least partly attached to a single one of said first portion (200) of the film (2), second portion (201) of the film (2) and tear strip (21) of said film (2).

20 2. Wrapping formed around at least one pack (1) by means of a wrapping film (2), this pack (1) having at least one face (10), referred to as receiving face, against which a folded coupon (3) is placed having two external opposite faces (30, 31), which are:

- a first external face (30), placed against the receiving face (10) of
25 the pack (1), and

- a second external face (31), attached against a surface of the film (2) which, referred to as inner surface (20), is itself situated turned toward the pack (1),

the opening of the wrapping film (2) being achieved by means of a
5 tear strip (21) which separates the film (2) into two portions, which are a first portion (200) and a second portion (201), and which is situated, before tearing, disposed between the coupon (3) and the film (2),

this wrapping being characterised in that the coupon (3) is fixed
10 locally against the inner face (20) of the film (2) in such a way that, after opening of said film (2) by means of the tear strip (21), said coupon (3) remains at least partly attached to a single one of said first portion (200) of the film (2), second portion (201) of the film (2) and tear strip (21) of said film (2).

3. Wrapping according to claim 1 or 2, characterised in that the
15 coupon (3) is fixed locally against the inner face (20) of the film (2) by at least one first means of local attachment (22) selected from among the group of means comprising a point of adhesive, a line of adhesive, a welding point, a welding line, a crimping, the mechanical resistance of this means of local attachment (22) being adjusted such that it remains possible to separate the coupon (3) from the wrapping film (2), without destroying said coupon (3).

20 4. Wrapping according to one of the claims 1 to 3, wherein the tear strip (21) separates the film (2) into two portions which are a first portion (200) that is separated from a first part (100) of the pack (1) after opening of the film (2) and a second portion (201) which remains on a second part (101) of the pack after opening of said film (2), this wrapping being characterised in that the
25 coupon (3) is fixed locally against the inner face (20) of the film (2) in such a way that after opening of said film (2) by means of the tear strip (21), said coupon (3) remains attached to one of said first and second portions (200, 201) of said film (2).

5. Wrapping according to one of the claims 1 to 3, wherein the tear
30 strip (21) separates the film (2) into two portions which are a first portion (200)

that is separated from a first part (100) of the pack (1) after opening of the film (2) and a second portion (201) that remains on a second part (101) of the pack after opening of said film (2), this wrapping being characterised in that the coupon (3) is fixed locally against the inner face (20) of the film (2) in such a way that after opening of said film (2) by means of the tear strip (21), the said coupon (3) remains attached to the first portion (200) of said film (2) which must be separated from the pack (1) to allow access to the contents of the pack (1) by displacement of a lid (102) with which said pack (1) is provided.

6. Wrapping according to one of the claims 1 to 3, wherein the tear strip (21) separates the film (2) into two portions which are a first portion (200) that is separated from a first part (100) of the pack (1) after opening of the film (2) and a second portion (201) which remains on a second part (101) of the pack after opening of said film (2), this wrapping being characterised in that the coupon (3) is fixed locally against the inner face (20) of the film (2) in such a way that after opening of said film (2) by means of the tear strip (21), said coupon (3) remains attached to said tear strip (21) of said film (2).

7. Wrapping according to any one of the claims 1 to 6, and having a coupon (3) comprising two opposite sector 34, 35, referred to as first sector 34 and second sector 35, of these a first sector 34 that is intended to be situated against the inner face 20 of the film 2, and a second sector 35 that is intended to be situated against the receiving face 10 of the pack 1, this wrapping being characterised in that:

- the said first sector 34 of the coupon 3 is provided with at least one line of weakened resistance 36 situated so as to separate the first sector 34 into two zones 340, 341, referred to as first zone 340 and second zone 341,

- said first sector 34 of the coupon 3 is fixed against the inner surface 20 of the film 2 in such a way that the opening of the film 2 by means of the tear strip 21 causes the opening of the coupon 3 and at least one 340 of the first and second zones 340, 341 of this first sector 34 of the coupon 3 remains pinched between the receiving face 10 of the pack 1 and one of said first and second portions 200, 201 of said film 2.

8. Wrapping according to claim 7, characterised in that the line of weakened resistance (36) of the coupon (3) is oriented substantially parallel to the tear strip (21) of the film (2) and is situated at a predetermined distance from this tear strip (21) in such a way as to ensure the simultaneous opening of
5 the film (2) and of the coupon (3).

9. Wrapping according to claim 7, characterised in that the coupon (3) is disposed against the inner surface (20) of the film (2) in such a way that the tear strip (21) is superimposed substantially on the line of weakened resistance (36) of said coupon (3) and said coupon (3) is fixed to said inner
10 surface (20) of the film (2),

- on the one hand, at least at the place where said tear strip (21) and said line of weakened resistance (36) are superimposed, and

- on the other hand, in at least one other separate place, and this

in such a way that the opening of the film (2) by means of the tear
15 strip (21) causes the opening of the coupon (3) and that, after opening of said film (2), at least one of said first and second zones (340, 341) of the coupon (3) remains pinched between the receiving face 10 of the pack 1 and one of said first and second portions (200, 201) of said film (2).

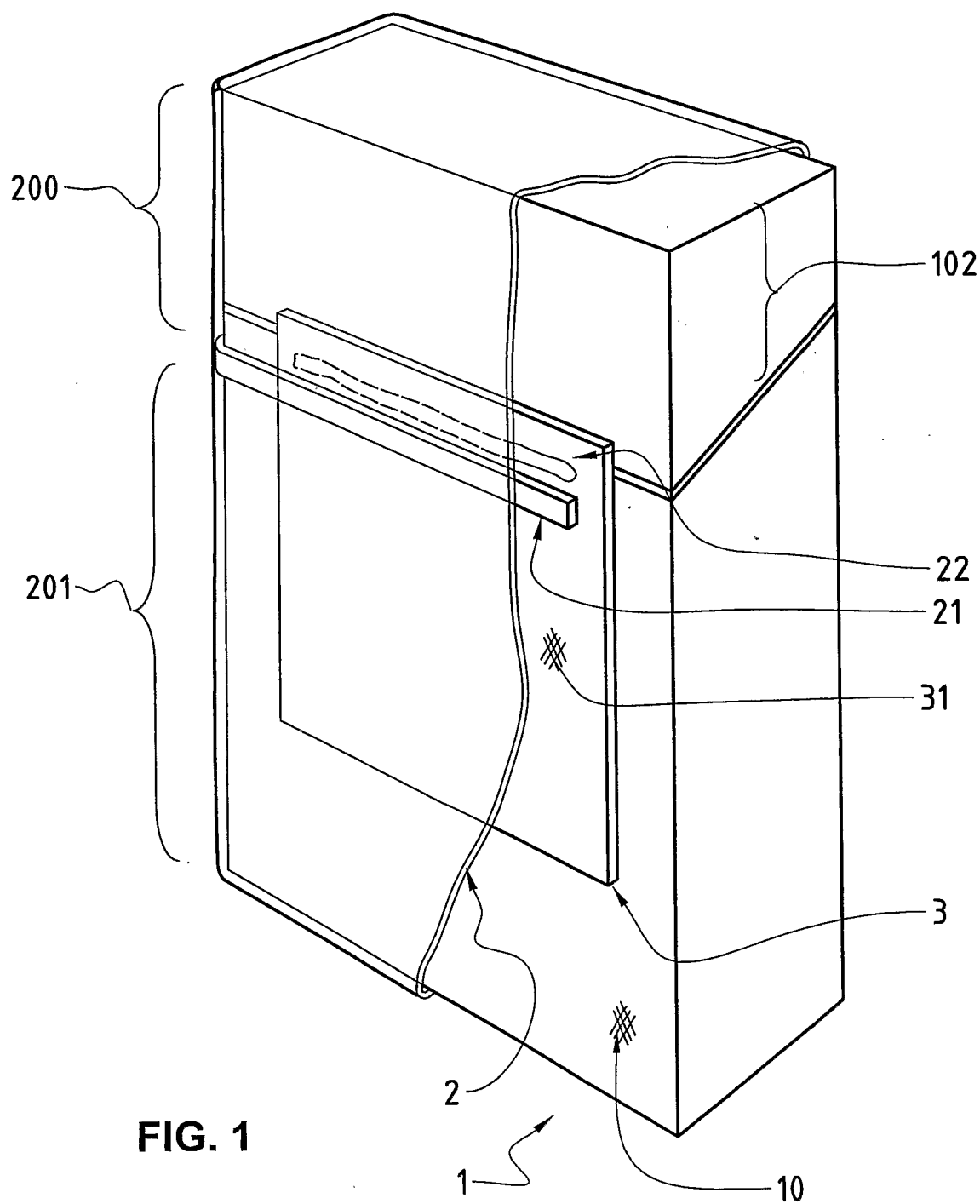


FIG. 1

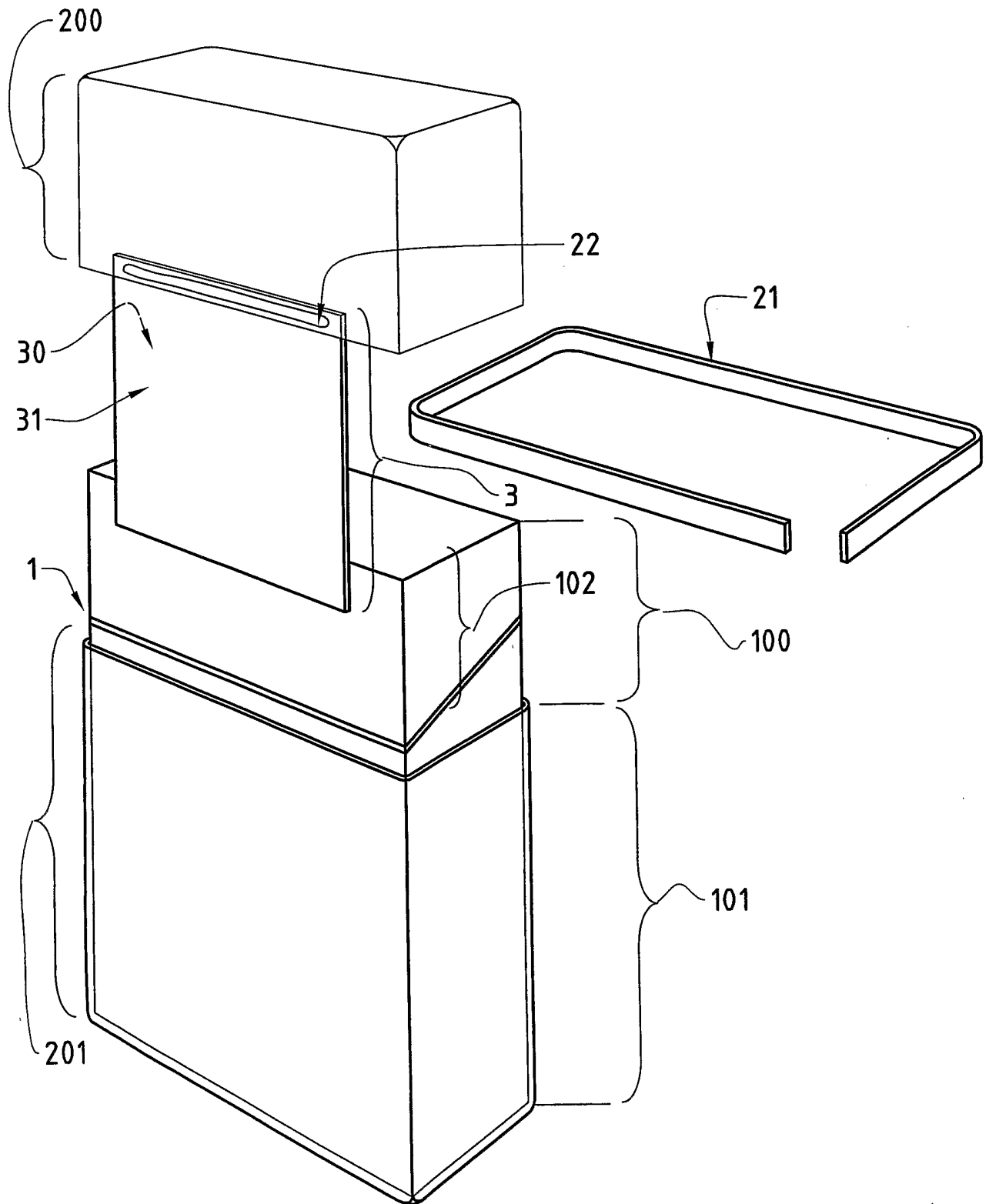


FIG. 2

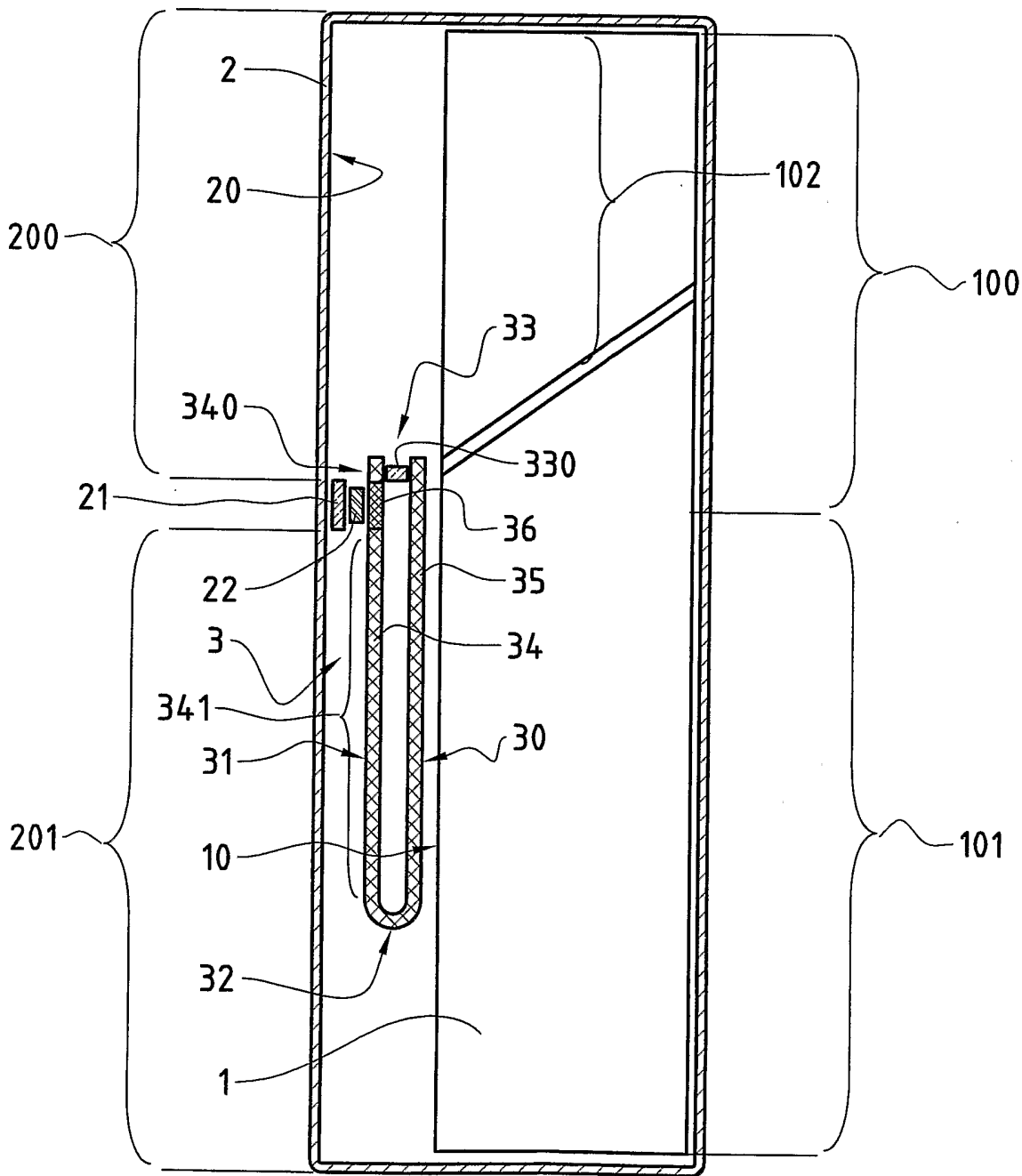


FIG. 3

INTERNATIONAL SEARCH REPORT

International Application No

PCT/CH 02/00604

A. CLASSIFICATION OF SUBJECT MATTER
IPC 7 B65D85/10

According to International Patent Classification (IPC) or to both national classification and IPC

B. FIELDS SEARCHED

Minimum documentation searched (classification system followed by classification symbols)
IPC 7 B65D

Documentation searched other than minimum documentation to the extent that such documents are included in the fields searched

Electronic data base consulted during the international search (name of data base and, where practical, search terms used)

WPI Data, EPO-Internal

C. DOCUMENTS CONSIDERED TO BE RELEVANT

Category *	Citation of document, with indication, where appropriate, of the relevant passages	Relevant to claim No.
A	EP 0 803 450 A (Focke & Co) 29 October 1997 (1997-10-29) cited in the application column 5, line 45 - line 48; claims 1,2,4 ---	1
A	US 6 036 006 A (Focke Heinz) 14 March 2000 (2000-03-14) column 3, line 30 - line 36 column 5, line 36 - line 39; figures 1-7 --- -/--	1

Further documents are listed in the continuation of box C.

Patent family members are listed in annex.

* Special categories of cited documents:

- *A* document defining the general state of the art which is not considered to be of particular relevance
- *E* earlier document but published on or after the international filing date
- *L* document which may throw doubts on priority claim(s) or which is cited to establish the publication date of another citation or other special reason (as specified)
- *O* document referring to an oral disclosure, use, exhibition or other means
- *P* document published prior to the international filing date but later than the priority date claimed

- *T* later document published after the international filing date or priority date and not in conflict with the application but cited to understand the principle or theory underlying the invention
- *X* document of particular relevance; the claimed invention cannot be considered novel or cannot be considered to involve an inventive step when the document is taken alone
- *Y* document of particular relevance; the claimed invention cannot be considered to involve an inventive step when the document is combined with one or more other such documents, such combination being obvious to a person skilled in the art.
- *&* document member of the same patent family

Date of the actual completion of the international search

30 December 2002

Date of mailing of the international search report

08/01/2003

Name and mailing address of the ISA
European Patent Office, P.B. 5818 Patentlaan 2
NL - 2280 HV Rijswijk
Tel. (+31-70) 340-2040, Tx. 31 651 epo nl,
Fax: (+31-70) 340-3016

Authorized officer

Spettel, J

INTERNATIONAL SEARCH REPORT

International Application No

PCT/CH 02/00604

C.(Continuation) DOCUMENTS CONSIDERED TO BE RELEVANT		
Category °	Citation of document, with indication, where appropriate, of the relevant passages	Relevant to claim No.
A	US 5 035 935 A (THOMAS DAVID A ET AL) 30 July 1991 (1991-07-30) cited in the application column 1, line 52 - line 57 column 2, line 59 - line 68 column 4, line 9 - line 11 column 4, line 66 -column 5, line 3 column 5, line 27 - line 31 column 5, line 42 - line 51; figure 13 -----	1
A	EP 0 960 831 A (TABAC FAB REUNIES SA) 1 December 1999 (1999-12-01) cited in the application figure 1 -----	1

INTERNATIONAL SEARCH REPORT

International Application No

Information on patent family members

PCT/CH 02/00604

Patent document cited in search report		Publication date	Patent family member(s)	Publication date
EP 0803450	A	29-10-1997	DE 19616871 A1	30-10-1997
			BR 9701933 A	15-09-1998
			CN 1168344 A ,B	24-12-1997
			EP 0803450 A1	29-10-1997
			JP 10045183 A	17-02-1998
			RU 2129080 C1	20-04-1999
			US 5931292 A	03-08-1999
			ZA 9703580 A	01-12-1997
US 6036006	A	14-03-2000	DE 4437782 A1	02-05-1996
			DE 59500308 D1	17-07-1997
			EP 0709306 A1	01-05-1996
			JP 8207973 A	13-08-1996
US 5035935	A	30-07-1991	US 5250134 A	05-10-1993
EP 0960831	A	01-12-1999	EP 0960831 A1	01-12-1999
			AT 208336 T	15-11-2001
			AU 3808399 A	13-12-1999
			BR 9910727 A	30-01-2001
			CA 2333625 A1	02-12-1999
			WO 9961348 A1	02-12-1999
			DE 69802383 D1	13-12-2001
			DE 69802383 T2	18-07-2002
			DK 960831 T3	04-03-2002
			ES 2166137 T3	01-04-2002
			HU 9901724 A2	28-05-2000
			JP 2002516237 T	04-06-2002
			MD 990155 A	31-12-2000
			NO 992178 A	29-11-1999
			PL 333266 A1	06-12-1999
			PT 960831 T	29-04-2002
			SI 960831 T1	30-04-2002
			SK 67099 A3	13-03-2000
			TR 200003475 T2	21-03-2001
			US 6467614 B1	22-10-2002