

Sept. 4, 1928.

1,683,440

P. D. BODWELL ET AL

RECORD HOLDER FOR TALKING MACHINES

Filed Aug. 13, 1925

2 Sheets-Sheet 1

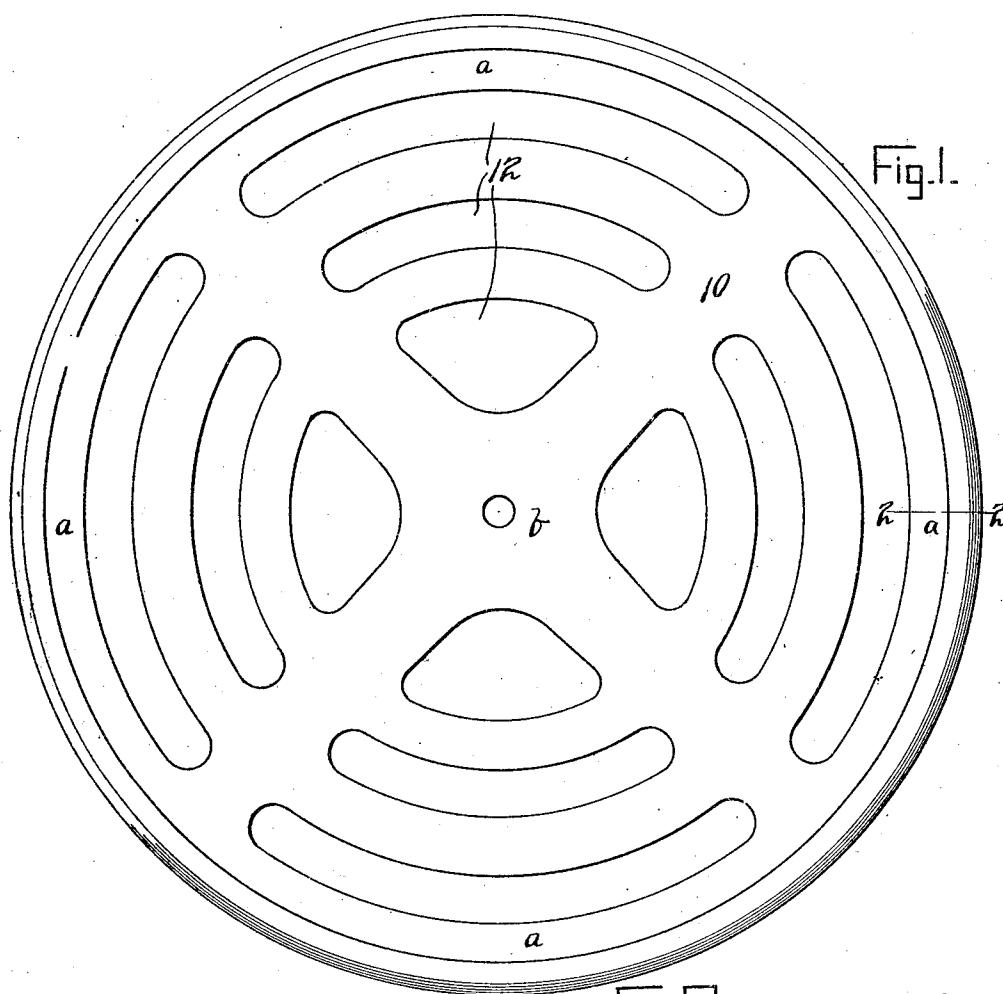


Fig. 1.

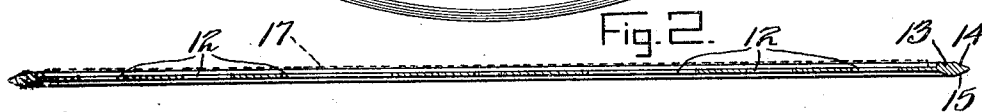


Fig. 2.

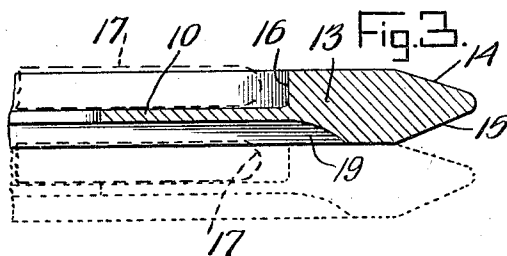


Fig. 3.

Inventors
Paul D. Bodwell
Henry W. Bellows

By *W. B. Bodwell*

Attorney

Sept. 4, 1928.

1,683,440


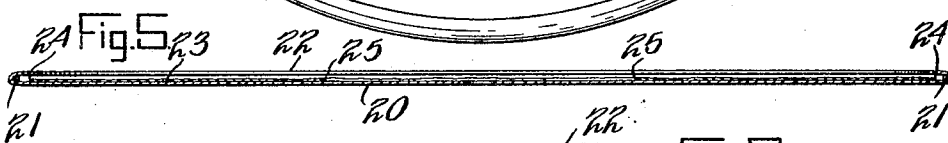
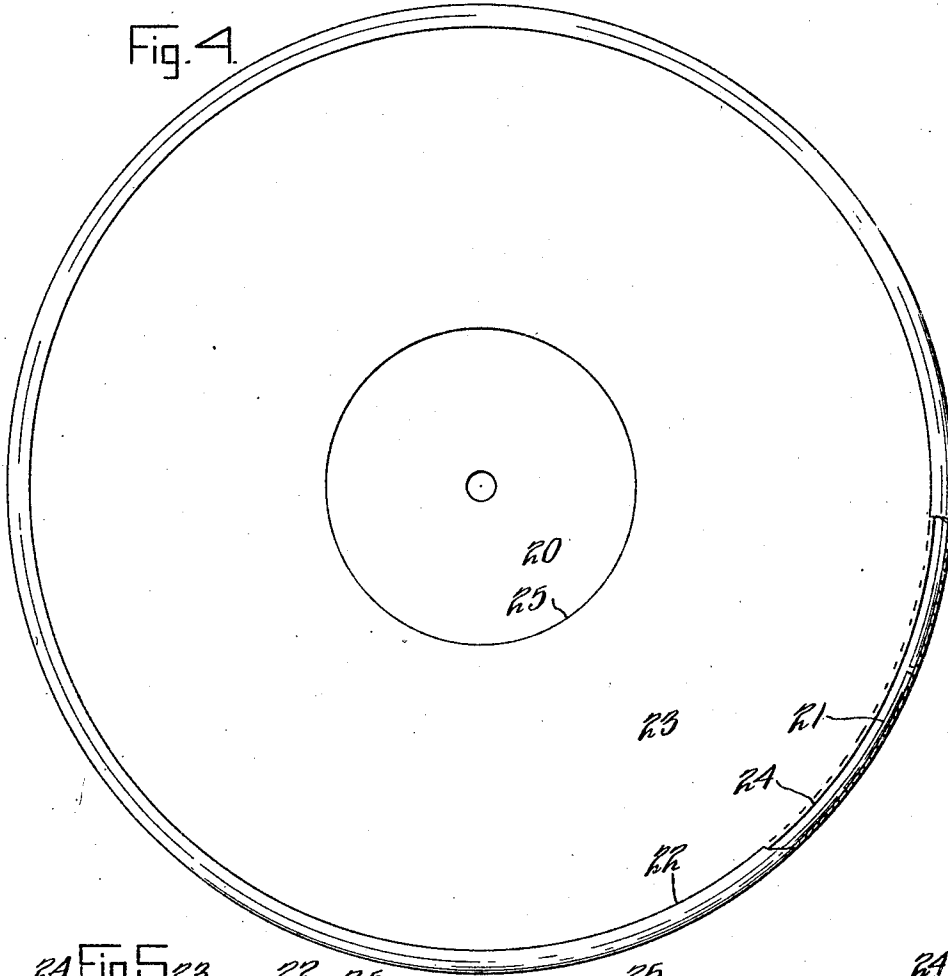
P. D. BODWELL ET AL

RECORD HOLDER FOR TALKING MACHINES

Filed Aug. 13, 1925

2 Sheets-Sheet 2

Fig. 4.



Inventors
Paul D. Bodwell
Henry W. Bellows

By *Quincy*
Attorney

UNITED STATES PATENT OFFICE.

PAUL D. BODWELL AND HENRY W. BELLOWES, OF WAYNESBORO, PENNSYLVANIA, ASSIGNORS TO DECA DISC PHONOGRAPH COMPANY, OF WAYNESBORO, PENNSYLVANIA, A CORPORATION OF PENNSYLVANIA.

RECORD HOLDER FOR TALKING MACHINES.

Application filed August 13, 1925. Serial No. 50,062.

Our said invention relates to a record holder for talking machines and it is an object thereof to provide a device for holding a record and protecting it against injury, such device being intended primarily for use in a talking machine in which records are stacked for automatic successive use, though it is not limited to such a situation.

Referring to the accompanying drawings which are made a part hereof and on which similar reference characters indicate similar parts,

Figure 1 is a plan of our device.

Figure 2, a section on line 2—2 of Figure 1 with a record indicated in dotted lines thereon,

Figure 3, a detail indicating a plurality of holders in stacked relation,

Figure 4, a plan of a preferred form of record holder,

Figure 5, a vertical central section thereof, and

Figure 6, a similar section on an enlarged scale, showing two superposed holders.

In the drawings reference character 10 indicates the plane portion of our device which comprises a plate of aluminum or analogous material having openings of any desirable number and form conventionally indicated at 12, said openings being primarily intended for making the device as light as possible without undesirably reducing the strength of the same.

The plane portion 10 is surrounded by a raised rim and this terminates exteriorly in a beveled edge 14. The rim 13 extends below as well as above the plane portion and a similar beveled edge 15 is provided at the underside of the rim. The rim 13 has a vertical inner wall at the upper side indicated at 16 for retaining a record 17 in place thereon. At the under side the plate may be hollowed out or cored out in any desirable manner as indicated at 19 to provide for reducing the weight of the plate.

As seen in Figure 3 the underside of the plate is cored out sufficiently to accommodate the upper part of the record 17 carried on a lower holder. The conformation of the holders is such that the rims 13 may rest one on the other without permitting the lower side of the plate to engage the record on the holder next beneath it. The upward projection of

the record may serve to some extent to prevent dislodgment of the holder above it by a sidewise movement.

It may be found desirable to provide some special means for preventing the ridges on the record from coming in contact with the adjacent parts of the holder though ordinarily the engagement of the smooth central and peripheral parts of the record with the annular portions of the holder indicated at *a* and *b* will be sufficient for the purpose. The parts *a* and *b* may, however, be painted or otherwise slightly raised above the other parts or they may be covered with a layer of felt or the like which again may extend over the entire upper surface of the holder.

In Figures 4 to 6 we have shown a preferred form of our invention comprising a plate 20 made of aluminum, said plate being turned up at the edges and bent over a ring 21 which may be of copper coated steel or other suitable material. The bent over portion forms an overhanging flange 22 which conceals the ring. A lining 23 of felt or other suitable material is secured to the upper surface of the plate in any suitable manner upon which lining the records may rest. The position of the outer edge of the felt is indicated in Fig. 4 at 24 and the position of the inner edge at 25. This lining provides frictional driving engagement between the holder and the record to insure correct movement of the plate with the holder and to prevent slipping. The position of a record 26 is indicated in dotted lines in Figure 6. Figure 6 also indicates the relation assumed by the holders when they are piled up in a talking machine of the type described in the patent to Stout, No. 1,449,252, March 20, 1923, or otherwise.

A record holder of the character shown in Figures 1 to 3 may be formed by die-casting or other metal working operations such as will be obvious to those skilled in the art, while a record holder such as shown in Figure 4 may be made from a plate of sheet metal by spinning the edge over a wire as 21 thus producing a very light and inexpensive construction.

It will be obvious to those skilled in the art that various changes may be made in our device without departing from the spirit of the invention and therefore we do not limit our-

selves to what is shown in the drawings and described in the specification, but only as indicated in the appended claims.

Having thus fully described our said invention, what we claim as new and desire to secure by Letters Patent is:

1. A holder for disk records comprising a metallic plate having an integral overhanging edge portion extending upwardly a greater distance than the thickness of a record, and an annulus of stiff wire underneath said edge portion, substantially as set forth.

2. A holder for disk records comprising a metallic plate having an integral overhanging edge portion extending upwardly a greater distance than the thickness of a record, an annulus of stiff wire underneath said edge portion, and anti-slipping means on the upper face of the plate, substantially as set forth.

3. A holder for removably supporting disk records comprising a plate having its marginal portion extending upwardly and inwardly and terminating in a plane spaced from the plane of the body of the plate, said upwardly and inwardly extending marginal portion forming a hollow rim, a stiffening element disposed in said hollow rim, said hollow rim being of a thickness greater than the thickness of a disk record whereby the holders may be stacked upon each other without injury to the records, and a lining for said plate adapted to support a record said lining comprising a hollow ring corresponding in size to the grooved surface of the disk record.

4. A substantially flat holder for disk records comprising a flat plate having a central hole for a phonograph spindle, and an integral overhanging flange at its outer margin extending upwardly a greater distance than the thickness of the record and an annular

stiffening member between the flange and the plate, substantially as set forth.

5. A protective holder for supporting disk records in a manner to permit them to be easily removed from the holder comprising a plate having a central hole for a phonograph spindle said plate being turned up at its edge and bent inwardly to form an overhanging flange, a stiffening ring disposed between the overhanging flange and the plate, a soft record supporting lining for said plate adapted to provide frictional driving engagement between the holder and a record supported thereon and having its outer edge terminating beneath said overhanging flange, substantially as set forth.

6. A protective holder for supporting disk records in a manner to permit them to be easily removed from the holder comprising a plate having a central hole for a phonograph spindle said plate being turned up at its edge and bent inwardly to form an overhanging flange, a stiffening ring disposed between the overhanging flange and the plate, a soft record supporting lining for said plate adapted to provide frictional driving engagement between the holder and a record supported thereon and having its outer edge terminating beneath said overhanging flange, said overhanging flange terminating in a plane substantially parallel to the plate at a greater distance from the plate than the thickness of the record to be supported whereby a plurality of such holders may be stacked upon each other without injury to the records contained therein, substantially as set forth.

In witness whereof, we have hereunto set our hands at Waynesboro, Pennsylvania, this 11th day of August, A. D. nineteen hundred and twenty-five.

PAUL D. BODWELL.
HENRY W. BELLOWES.