



(12) **United States Design Patent**  
**Hubner**

(10) **Patent No.:** **US D612,136 S**  
(45) **Date of Patent:** **\*\* Mar. 23, 2010**

- (54) **FOOTWEAR SOLE**
- (75) Inventor: **Paul Hubner**, Burlington (CA)
- (73) Assignee: **Baffin Inc.**, Stoney Creek, Ontario (CA)
- (\*\*) Term: **14 Years**
- (21) Appl. No.: **29/311,703**
- (22) Filed: **May 28, 2009**
- (30) **Foreign Application Priority Data**  
Dec. 8, 2008 (CA) ..... 128841
- (51) **LOC (9) Cl.** ..... **02-04**
- (52) **U.S. Cl.** ..... **D2/954; D2/951; D2/953;**  
D2/960
- (58) **Field of Classification Search** ..... D2/897,  
D2/902, 906, 947, 949, 951-960; 36/3 B,  
36/22 R, 24.5, 25 R, 30 R, 32 R, 67 A, 59 C  
See application file for complete search history.

(56) **References Cited**

**U.S. PATENT DOCUMENTS**

D146,505 S *	3/1947	Kavenagh	.....	D2/957
2,722,756 A *	11/1955	Ecclesine	.....	36/59 C
D203,741 S *	2/1966	Wakeland	.....	D2/957
D234,014 S *	12/1974	Traver	.....	D2/959
4,213,255 A *	7/1980	Olberz et al.	.....	36/32 R
4,255,874 A *	3/1981	Sironi	.....	36/32 R
4,501,077 A *	2/1985	Young	.....	36/32 R
D280,950 S *	10/1985	Austin et al.	.....	D2/957
D281,371 S *	11/1985	Young	.....	D2/953
D287,183 S *	12/1986	Austin	.....	D2/957
D307,510 S *	5/1990	Issler	.....	D2/957
D331,490 S *	12/1992	Bramani	.....	D2/960
D334,464 S *	4/1993	Dodds	.....	D2/957
D335,020 S *	4/1993	Issler	.....	D2/957
D351,935 S *	11/1994	O'Rorke	.....	D2/959
D363,371 S *	10/1995	Werman	.....	D2/957
D382,692 S *	8/1997	Carlson	.....	D2/960
D387,546 S *	12/1997	Pearce	.....	D2/951
D410,325 S *	6/1999	Favreau et al.	.....	D2/954
D412,238 S *	7/1999	Greenberg	.....	D2/957

D420,497 S *	2/2000	Panella	.....	D2/957
D427,758 S *	7/2000	Schneider	.....	D2/959
D433,790 S *	11/2000	Oliver	.....	D2/957
D435,333 S *	12/2000	Robbins et al.	.....	D2/957
D440,748 S *	4/2001	Morgan	.....	D2/957
D442,358 S *	5/2001	Nason	.....	D2/960
D462,827 S *	9/2002	Clark et al.	.....	D2/952
D464,477 S *	10/2002	Adams	.....	D2/960
D476,799 S *	7/2003	Fuerst	.....	D2/957
D478,717 S *	8/2003	Adams	.....	D2/960
D485,974 S *	2/2004	Zimmer	.....	D2/956
D489,884 S *	5/2004	Recchi	.....	D2/960
D493,952 S *	8/2004	Mitchell	.....	D2/960
D509,049 S *	9/2005	McClaskie	.....	D2/957
D515,793 S *	2/2006	Huard	.....	D2/957
7,051,459 B1 *	5/2006	Wigutow	.....	36/83
D547,038 S *	7/2007	Nakano	.....	D2/957
D548,438 S *	8/2007	McClaskie	.....	D2/958

(Continued)

*Primary Examiner*—Celia A Murphy  
(74) *Attorney, Agent, or Firm*—Patrick J. Hofbauer

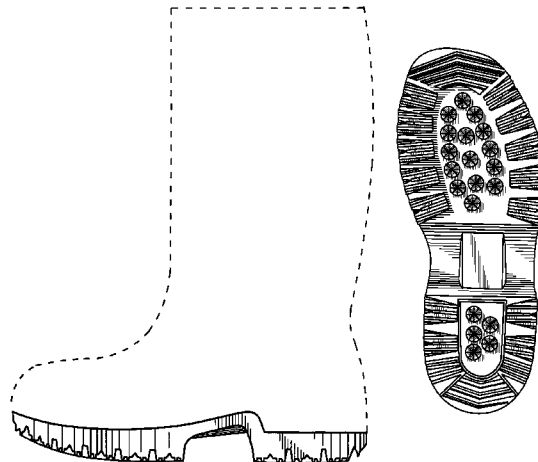
(57) **CLAIM**

The ornamental design for a footwear sole, as shown and described.

**DESCRIPTION**

FIG. 1 is a right side perspective view from below of a footwear sole showing my new design;  
 FIG. 2 is a left side perspective view from below thereof;  
 FIG. 3 is a right side elevational view thereof;  
 FIG. 4 is a left side elevational view thereof;  
 FIG. 5 is a bottom plan view thereof;  
 FIG. 6 is a front elevational view thereof; and,  
 FIG. 7 is a back elevational view thereof.

**1 Claim, 7 Drawing Sheets**



# US D612,136 S

Page 2

---

## U.S. PATENT DOCUMENTS

D548,935 S *	8/2007	McClaskie .....	D2/957	D576,395 S *	9/2008	Earle .....	D2/957
D549,431 S *	8/2007	McClaskie .....	D2/954	D583,133 S *	12/2008	Winjum .....	D2/912
D551,834 S *	10/2007	Favreau et al. ....	D2/957	D594,194 S *	6/2009	Butler .....	D2/957
D571,543 S *	6/2008	Sungadi .....	D2/959	D600,895 S *	9/2009	Morgan .....	D2/957
D574,584 S *	8/2008	Earle .....	D2/957	D603,151 S *	11/2009	Roundhouse .....	D2/960

\* cited by examiner

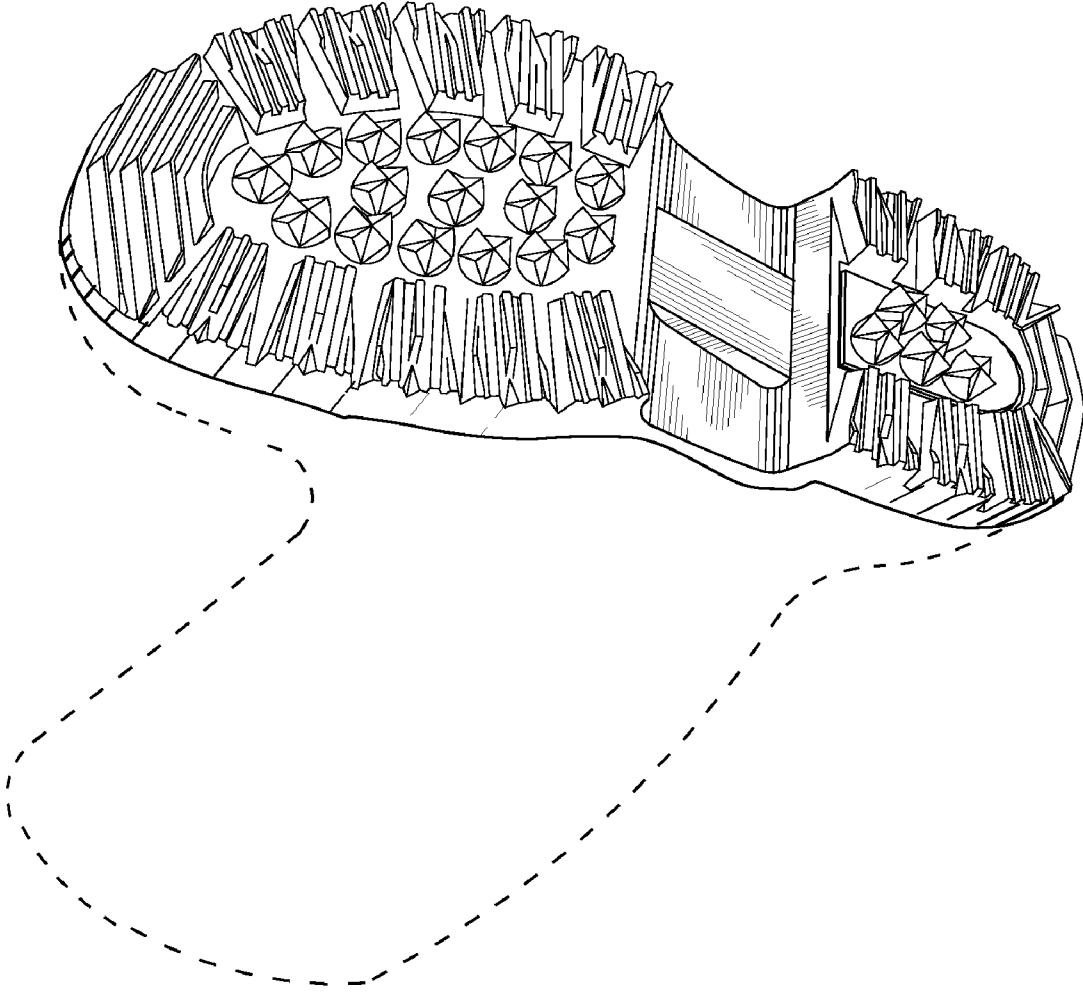


FIG. 1

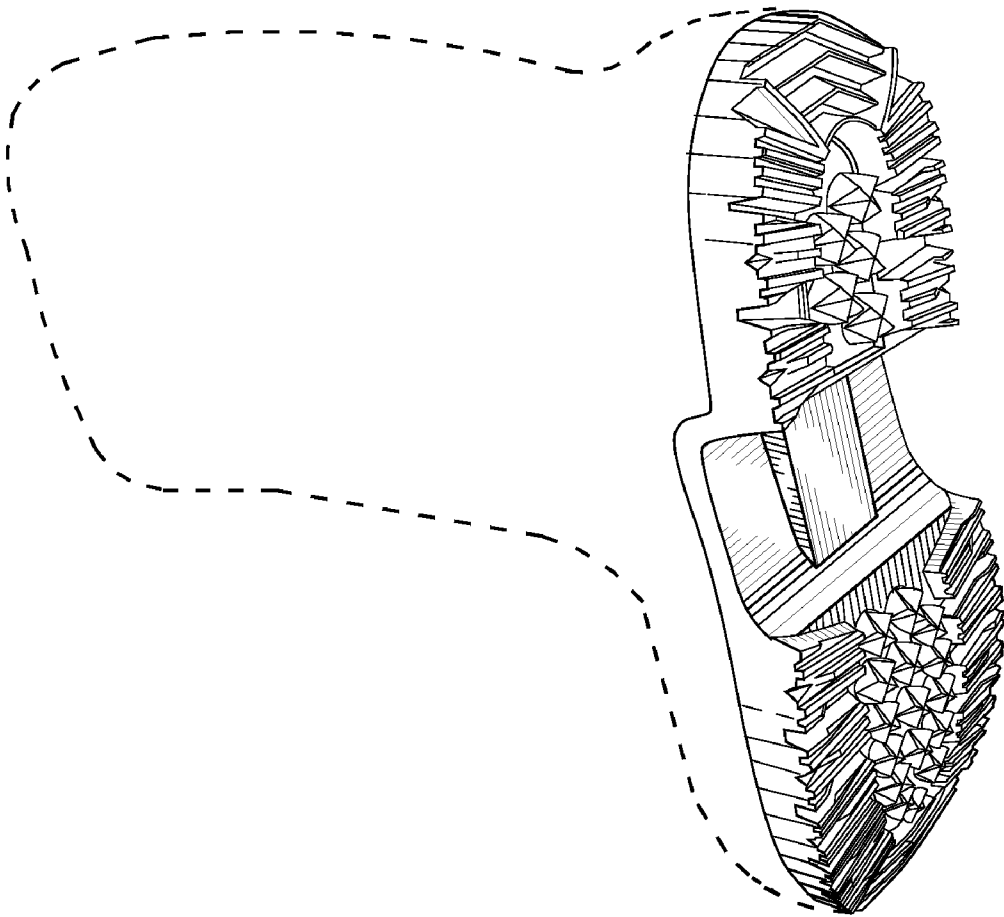


FIG.2

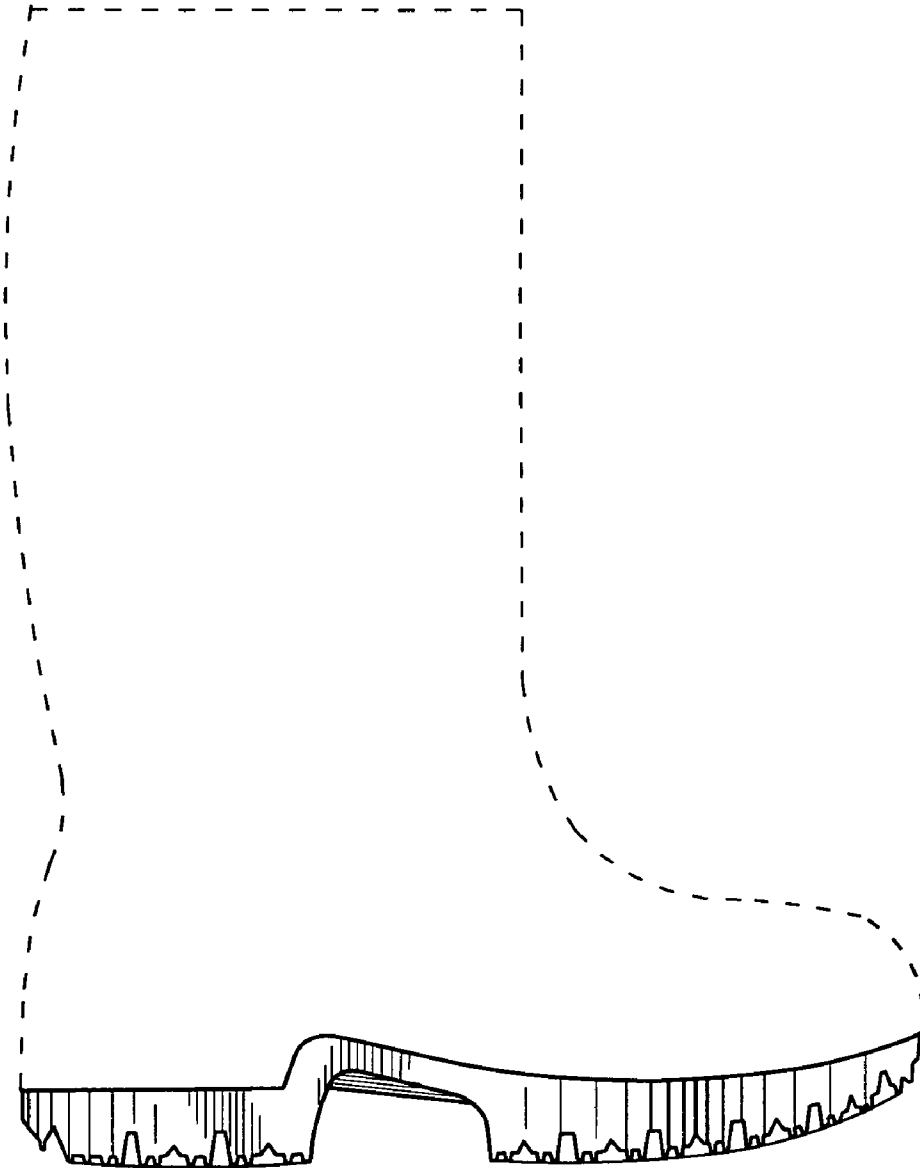


FIG.3

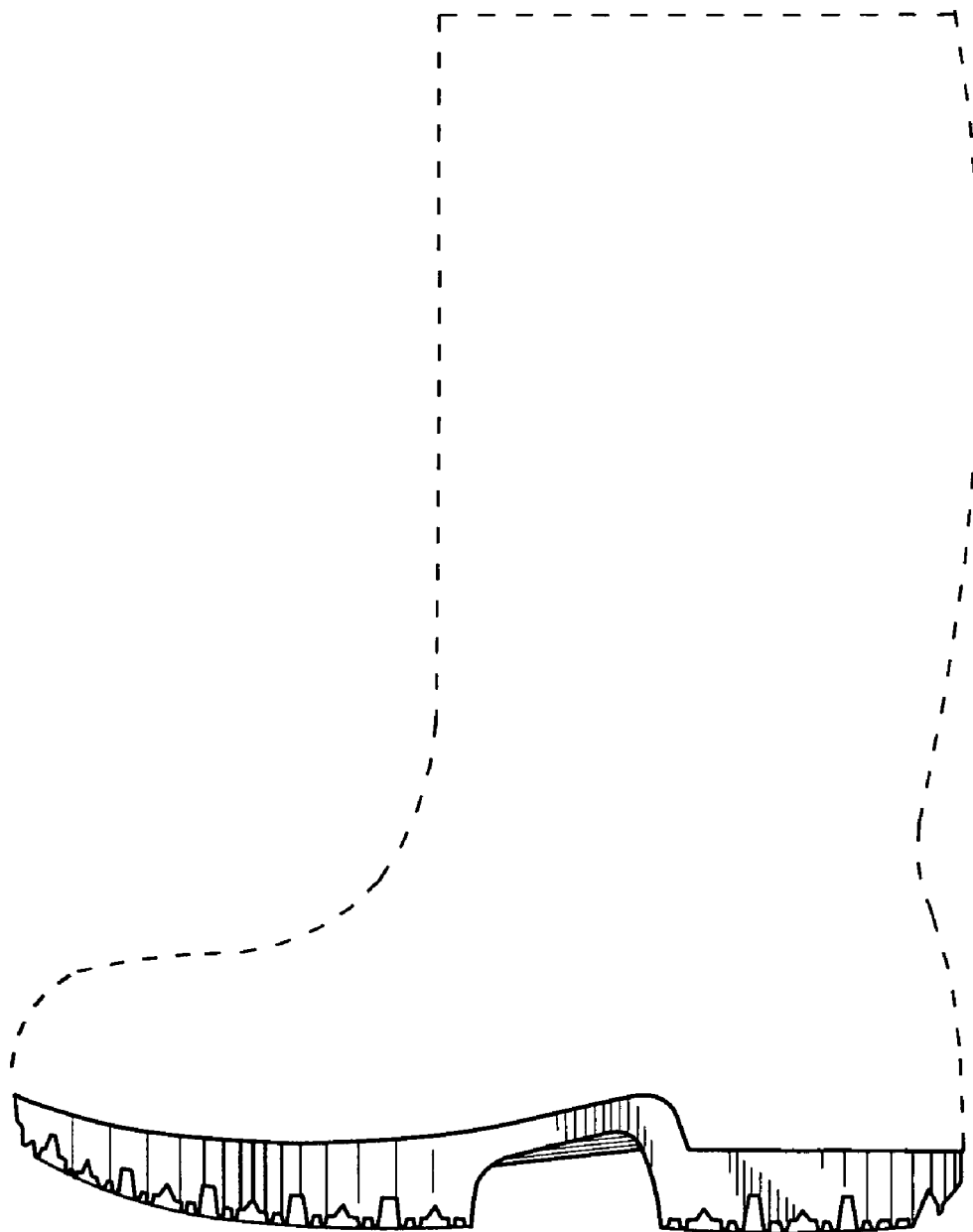


FIG. 4

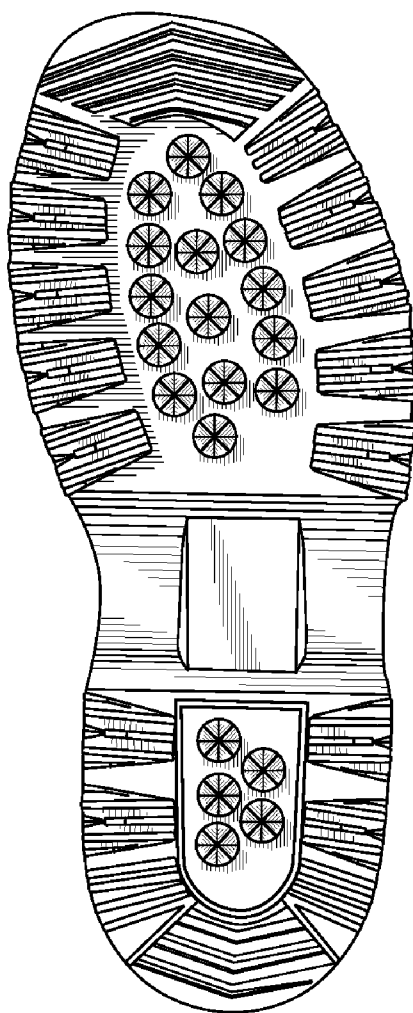


FIG.5




FIG.6






FIG.7