

(19) World Intellectual Property Organization
International Bureau



(43) International Publication Date
4 January 2007 (04.01.2007)

PCT

(10) International Publication Number
WO 2007/000240 A1

(51) International Patent Classification:

C07D 401/12 (2006.01) C07D 217/02 (2006.01)
C07D 401/14 (2006.01) C07D 217/22 (2006.01)
C07D 405/14 (2006.01) A61K 31/4725 (2006.01)
C07D 409/14 (2006.01) A61P 11/00 (2006.01)
C07D 413/14 (2006.01) A61P 27/00 (2006.01)

(21) International Application Number:

PCT/EP2006/005648

(22) International Filing Date: 13 June 2006 (13.06.2006)

(25) Filing Language: English

(26) Publication Language: English

(30) Priority Data:

05013868.4 28 June 2005 (28.06.2005) EP

(71) Applicant (for all designated States except US):
SANOFI-AVENTIS DEUTSCHLAND GMBH
[DE/DE]; Bruningstrasse 50, 65929 Frankfurt am Main (DE).

(72) Inventors; and

(75) Inventors/Applicants (for US only): **PLETTENBURG, Oliver** [DE/DE]; Sanofi-Aventis Deutschland GmbH, 65926 Frankfurt am Main (DE). **HOFMEISTER, Armin** [DE/DE]; Sanofi-Aventis Deutschland GmbH, 65926 Frankfurt am Main (DE). **KADEREIT, Dieter** [DE/DE]; Sanofi-Aventis Deutschland GmbH, 65926 Frankfurt am Main (DE). **PEUKERT, Stefan** [DE/US]; 19 Albermarle Street, Arlington, MA 02476 (US). **RUF, Sven** [DE/DE]; Sanofi-Aventis Deutschland GmbH, 65926 Frankfurt am Main (DE). **RITTER, Kurt** [DE/DE]; Sanofi-Aventis Deutschland GmbH, 65926 Frankfurt am

Main (DE). **LÖHN, Matthias** [DE/DE]; Sanofi-Aventis Deutschland GmbH, 65926 Frankfurt am Main (DE). **IVASHCHENKO, Yuri** [US/DE]; Sanofi-Aventis Deutschland GmbH, 65926 Frankfurt am Main (DE). **MONECKE, Peter** [DE/DE]; Sanofi-Aventis Deutschland GmbH, 65926 Frankfurt am Main (DE). **DREYER, Matthias** [DE/DE]; Sanofi-Aventis Deutschland GmbH, 65926 Frankfurt am Main (DE). **KANNT, Aimo** [DE/DE]; Sanofi-Aventis Deutschland GmbH, 65926 Frankfurt am Main (DE).

(81) Designated States (unless otherwise indicated, for every kind of national protection available): AE, AG, AL, AM, AT, AU, AZ, BA, BB, BG, BR, BW, BY, BZ, CA, CH, CN, CO, CR, CU, CZ, DE, DK, DM, DZ, EC, EE, EG, ES, FI, GB, GD, GE, GH, GM, HR, HU, ID, IL, IN, IS, JP, KE, KG, KM, KN, KP, KR, KZ, LC, LK, LR, LS, LT, LU, LV, LY, MA, MD, MG, MK, MN, MW, MX, MZ, NA, NG, NI, NO, NZ, OM, PG, PH, PL, PT, RO, RS, RU, SC, SD, SE, SG, SK, SL, SM, SY, TJ, TM, TN, TR, TT, TZ, UA, UG, US, UZ, VC, VN, ZA, ZM, ZW.

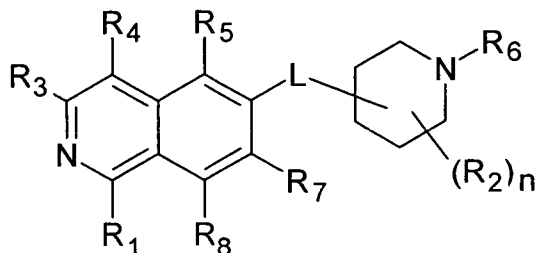
(84) Designated States (unless otherwise indicated, for every kind of regional protection available): ARIPO (BW, GH, GM, KE, LS, MW, MZ, NA, SD, SL, SZ, TZ, UG, ZM, ZW), Eurasian (AM, AZ, BY, KG, KZ, MD, RU, TJ, TM), European (AT, BE, BG, CH, CY, CZ, DE, DK, EE, ES, FI, FR, GB, GR, HU, IE, IS, IT, LT, LU, LV, MC, NL, PL, PT, RO, SE, SI, SK, TR), OAPI (BF, BJ, CF, CG, CI, CM, GA, GN, GQ, GW, ML, MR, NE, SN, TD, TG).

Published:

— with international search report

For two-letter codes and other abbreviations, refer to the "Guidance Notes on Codes and Abbreviations" appearing at the beginning of each regular issue of the PCT Gazette.

(54) Title: ISOQUINOLINE DERIVATIVES AS INHIBITORS OF RHO-KINASE



(I)

(57) Abstract: The invention relates to 6-piperidinyl-substituted isoquinoline derivatives of the formula (I); useful for the treatment and/or prevention of diseases associated with Rho-kinase and/or Rho-kinase mediated phosphorylation of myosin light chain phosphatase, and compositions containing such compounds.

WO 2007/000240 A1

The present invention relates to novel isoquinoline derivatives, their preparation and their use in the treatment and/or prevention of diseases related to the inhibition of Rho-kinase and/or of Rho-kinase mediated phosphorylation of myosin light chain phosphatase.

Activation of a small GTPase RhoA upon agonist stimulation results in conversion of RhoA from the inactive GDP-bound form to the active GTP-bound form with a subsequent binding to and activation of Rho-kinase. Two isoforms, Rho-kinase 1 and Rho-kinase 2, are known. Rho-kinase 2 is expressed in vascular smooth muscle cells and endothelial cells. Activation of Rho-kinase 2 by the active GTP-bound RhoA leads to calcium sensitization of smooth muscle cells through phosphorylation-mediated inhibition of the myosin light chain phosphatase activity and thereby up-regulation of the activity of myosin regulatory light chain (Uehata et al., Nature 1997, 389, 990-994).

It is known that Rho-kinase is involved in vasoconstriction, including the development of myogenic tone (J. Appl. Physiol. 2005, 1940-8, 98), bronchial smooth muscle contraction (Am. J. Resp. Cell Mol. Biol. 20, 1190-1200), hypertension, i.e. pulmonary hypertension (Heart, 91, 391-2, 2005) and ocular hypertension (Invest. Ophthalmol. Visual Sci. 2001, 42, 137-144), endothelial dysfunction (Eur. J. Pharmacol. 2005, 512, 247-249), arteriosclerosis, restenosis (Arch. Mal. Coeur 2005, 98, 249-254), glucose utilization, cardiac hypertrophy (Hypertension 2000, 35, 313-318), erectile dysfunction (Nature Medicine 2001, 7, 119-122), retinopathy, inflammation, immune diseases, AIDS, osteoporosis, brain functional disorder, infection of digestive tracts with bacteria (WO 98/06433), cancer development, vascular smooth muscle proliferation and motility (Circ. Res. 1999, 84, 1186-1193; Atherosclerosis 2001, 155, 321-327), endothelial proliferation and motility (Biochem. Biophys. Res. Commun. 2000, 269, 633-640), stress fiber formation (Science 1997, 275, 1308-1311; J. Cell Biol. 2000, 150, 797-806), platelet aggregation (FEBS Lett. 2000, 466, 70-74; Blood 1999, 94, 1665-1672), Na/H exchange transport system activation (EMBO J. 1998, 17, 4712-4722), Alzheimer's disease (Science 2003, 302, 1215-1217), adducin activation (J.

Biol. Chem., 273, 5542-5548, 1998), and in SREB (Sterol response binding element) signalling and its effects on lipid metabolism (Circ. Res., 92, 1296-304, 2003).

Therefore, a compound having inhibitory effect on Rho-kinase and/or on Rho-kinase mediated phosphorylation of myosin light chain phosphatase is useful for the treatment and/or prevention of diseases involving Rho-kinase as the primary disease cause, e.g. hypertension, i.e. pulmonary hypertension and ocular hypertension, peripheral circulatory disorder, angina pectoris, cerebral vasospasm, asthma, premature birth, hyperaggregability of platelets, Peripheral Occlusive Arterial Disease (PAOD), Chronic Obstructive Pulmonary Disease (COPD), cancer development, and erectile dysfunction, or as the secondary disease cause, e.g. arteriosclerosis, ischemic organ failure (end organ damage), fibroid lung, fibroid liver, liver failure, fibroid kidney, renal glomerulosclerosis, kidney failure, organ hypertrophy, prostatic hypertrophy, complications of diabetes, blood vessel restenosis, atherosclerosis, cancer, cardiac hypertrophy, heart failure; ischemic diseases; inflammation; autoimmune diseases; AIDS, osteopathy such as osteoporosis, brain functional disorder, infection of digestive tracts with bacteria, sepsis, adult respiratory distress syndrome, retinopathy, glaucoma and Alzheimer's disease.

WO 01/64238 describes isoquinoline-5-sulfonamide derivatives optionally substituted by a $-(\text{CH}_2)_1-6-\text{O}-(\text{CH}_2)_0-6-$, a $-(\text{CH}_2)_0-6-\text{S}-(\text{CH}_2)_0-6-$ or a $-(\text{CH}_2)_0-6$ -linked heterocyclic group useful as neuroprotective agents.

JP 10087629 A describes isoquinoline derivatives useful for the treatment of infections caused by *Helicobacter pylori* such as for example gastritis or ulcer. The isoquinoline derivatives are preferably 5-substituted by $\text{X}-[(\text{C}_1-\text{C}_6)\text{alkylene}]_0-1-\text{Y}$ wherein X may be oxygen and Y may be an aryl or a heterocyclic group.

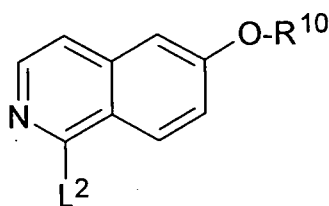
Hagihara et al. (Bioorg. Med. Chem. 1999, 7, 2647-2666) disclose 6-benzyloxy-isoquinoline for the treatment of infections caused by *Helicobacter pylori*.

US 5,480,883 generically discloses as EGF and/or PDGF receptor inhibitors useful for inhibiting cell proliferation compounds of the formula "Ar I - X - Ar II" wherein X may

be $(\text{CHR}_1)_m\text{-Z-(CHR}_1)_n$, e.g. Z-CH_2 , wherein Z may be O, R_1 is hydrogen or alkyl, Ar I may be among others an optionally substituted C_{5-12} bicyclic heteroaryl ring system and Ar II may be among others an optionally substituted C_{3-7} monocyclic saturated heterocyclic system.

5

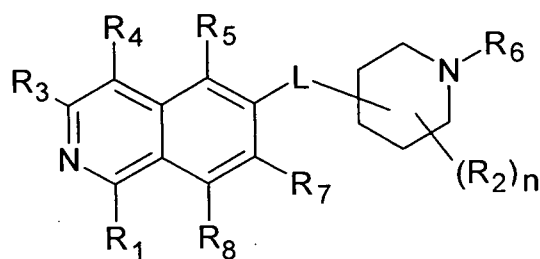
WO 03/053330 describes isoquinoline derivatives of the formula



wherein L^2 is halogen and R^{10} may be C_{1-5} alkylene- C_{5-6} heterocyclic group as intermediates in the synthesis of GSK-3 inhibitors.

10

An embodiment of the present invention is a compound of the formula (I)



(I)

wherein

15

R_1 is

H,

$(\text{C}_1\text{-C}_6)$ alkyl,

R' ,

20

$\text{NH-(C}_1\text{-C}_6)$ alkyl,

$\text{NH-R}'$, or

$\text{N}[(\text{C}_1\text{-C}_6)\text{alkyl}]_2$;

R₂ is hydrogen, halogen, or (C₁-C₆)alkyl;

R₃ is

H,

5 halogen,

(C₁-C₆)alkyl,

(C₁-C₆)alkylene-R',

OH,

O-R'',

10 NH₂,

NHR'',

NR''R'' or

NH-C(O)-R'',

15 R₄ is

H,

halogen,

hydroxy,

CN,

20 (C₁-C₆)alkyl,

R',

(C₁-C₆)alkylene-R';

R₅ is

25 H,

halogen,

CN,

NO₂,

(C₁-C₆)alkyl,

30 (C₂-C₆)alkenyl,

R',

(C₁-C₆)alkylene-(C₆-C₁₀)aryl,
(C₁-C₆)alkenylene-(C₆-C₁₀)aryl,
(C₁-C₆)alkylene-(C₅-C₁₀)heterocyclyl,
CH(OH)-(C₁-C₆)alkyl,

5 NH₂,

NH-R',

NH-SO₂H,

NH-SO₂-(C₁-C₆)alkyl,

NH-SO₂-R',

10 NH-C(O)-(C₁-C₆)alkyl,

NH-C(O)-R',

C(O)N[(C₁-C₆)alkyl]₂,

C(O)OH, or

C(O)O-(C₁-C₆)alkyl;

15

R₆ is

H,

R',

(C₁-C₈)alkyl,

20 (C₁-C₆)alkylene-R',

(C₁-C₆)alkylene-O-(C₁-C₆)alkyl,

(C₁-C₆)alkylene-O-R',

(C₁-C₆)alkylene-CH[R']₂,

(C₁-C₆)alkylene-C(O)-R',

25 (C₁-C₆)alkylene-C(O)NH₂,

(C₁-C₆)alkylene-C(O)NH-R', or

(C₁-C₆)alkylene-C(O)N[R']₂;

R₇ is

- H,
halogen,
CN,
NO₂,
- 5 (C₁-C₆)alkyl,
(C₂-C₆)alkenyl,
R',
(C₁-C₆)alkenylene-(C₆-C₁₀)aryl,
(C₁-C₆)alkylene-R',
- 10 CH(OH)-(C₁-C₆)alkyl,
CH(OH)-(C₆-C₁₀)aryl,
CH(OH)-(C₅-C₁₀)heterocyclyl,
NH₂,
NH-R',
- 15 NH-SO₂H,
NH-SO₂-(C₁-C₆)alkyl,
NH-SO₂-R',
SO₂-NH₂,
SO₂-NHR',
- 20 NH-C(O)-(C₁-C₆)alkyl,
NH-C(O)-R',
C(O)N[(C₁-C₆)alkyl]₂,
C(O)OH, or
C(O)O-(C₁-C₆)alkyl;
- 25 R_g is H, halogen or (C₁-C₆)alkyl;
n is 1, 2, 3 or 4; and
- 30 L is O or O-(C₁-C₆)alkylene;

wherein

R' is

(C₃-C₈)cycloalkyl,

5 (C₅-C₁₀)heterocyclyl,

(C₆-C₁₀)aryl; and

R'' is

(C₃-C₈)cycloalkyl,

(C₅-C₁₀)heterocyclyl,

10 (C₆-C₁₀)aryl,

(C₁-C₆)alkyl,

(C₁-C₆)alkylene-R',

(C₁-C₆)alkylene-O-(C₁-C₆)alkyl,

(C₁-C₆)alkylene-O-R', or

15 (C₁-C₆)alkylene-NR_xR_y; and

wherein R_x and R_y are independently of each other

(C₁-C₆)alkyl,

(C₅-C₁₀)heterocyclyl,

(C₆-C₁₀)aryl,

20 (C₁-C₄)alkylene-(C₅-C₁₀)heterocyclyl,

(C₁-C₄)alkylene-(C₆-C₁₀)aryl,

(C₁-C₄)alkylene-NH(C₁-C₆)alkyl,

(C₁-C₄)alkylene-N[(C₁-C₆)alkyl]₂,

(C₁-C₄)alkylene-N[(C₆-C₁₀)aryl]₂, or

25 (C₁-C₄)alkylene-N[(C₅-C₁₀)heterocyclyl]₂;

wherein in residues R₄, R₅, R₇ and R₈ one alkyl or alkylene hydrogen atom can

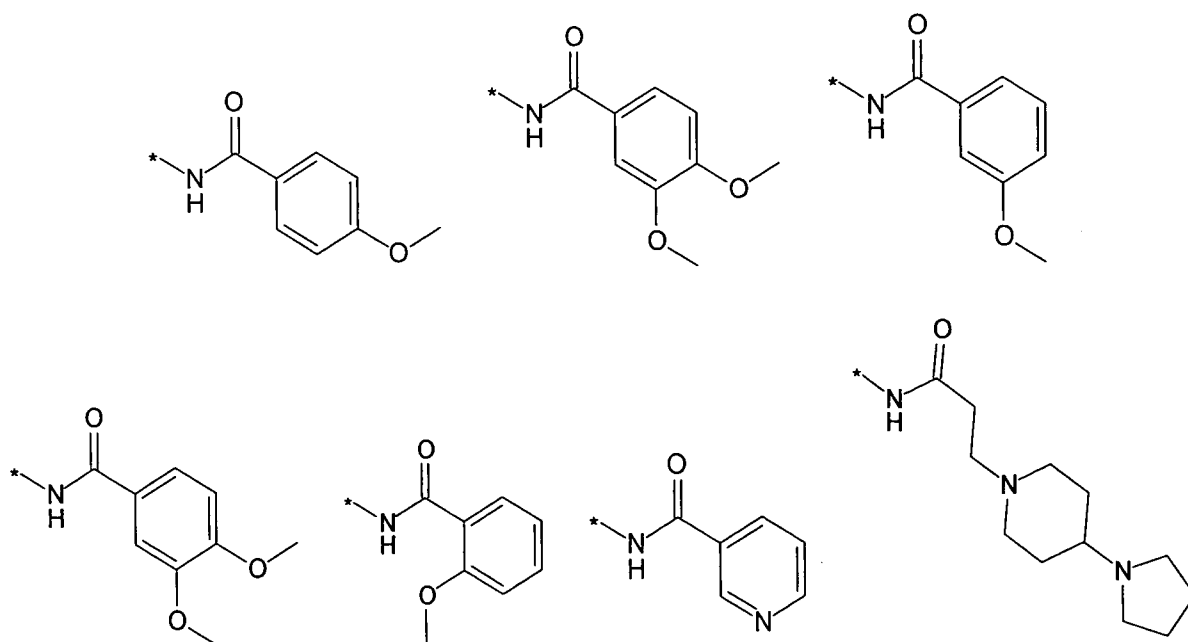
optionally be substituted by OH, F, OCH₃, COOH, COOCH₃, NH₂, NHCH₃, N(CH₃)₂,

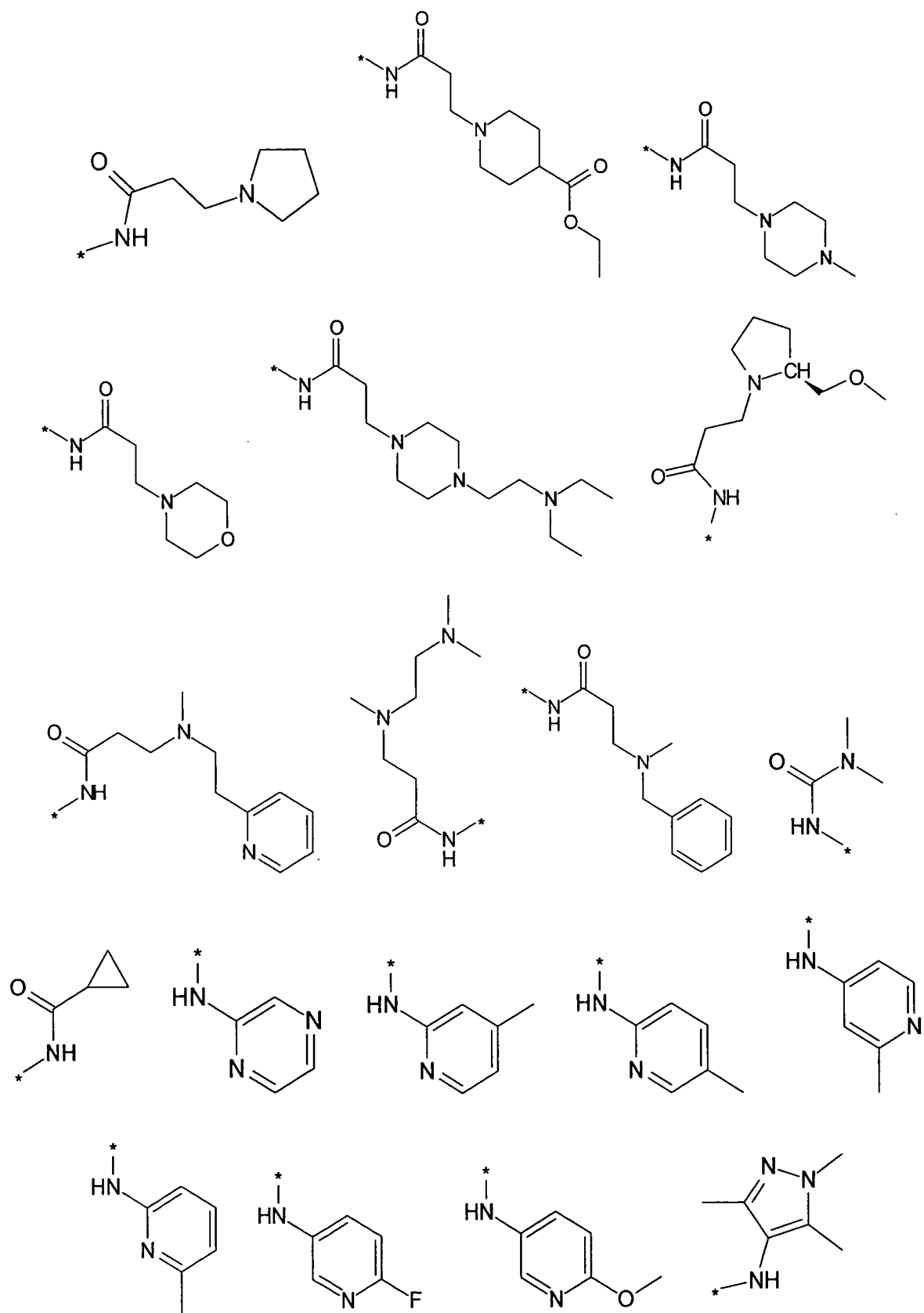
CONH₂, CONHCH₃ or CON(CH₃)₂;

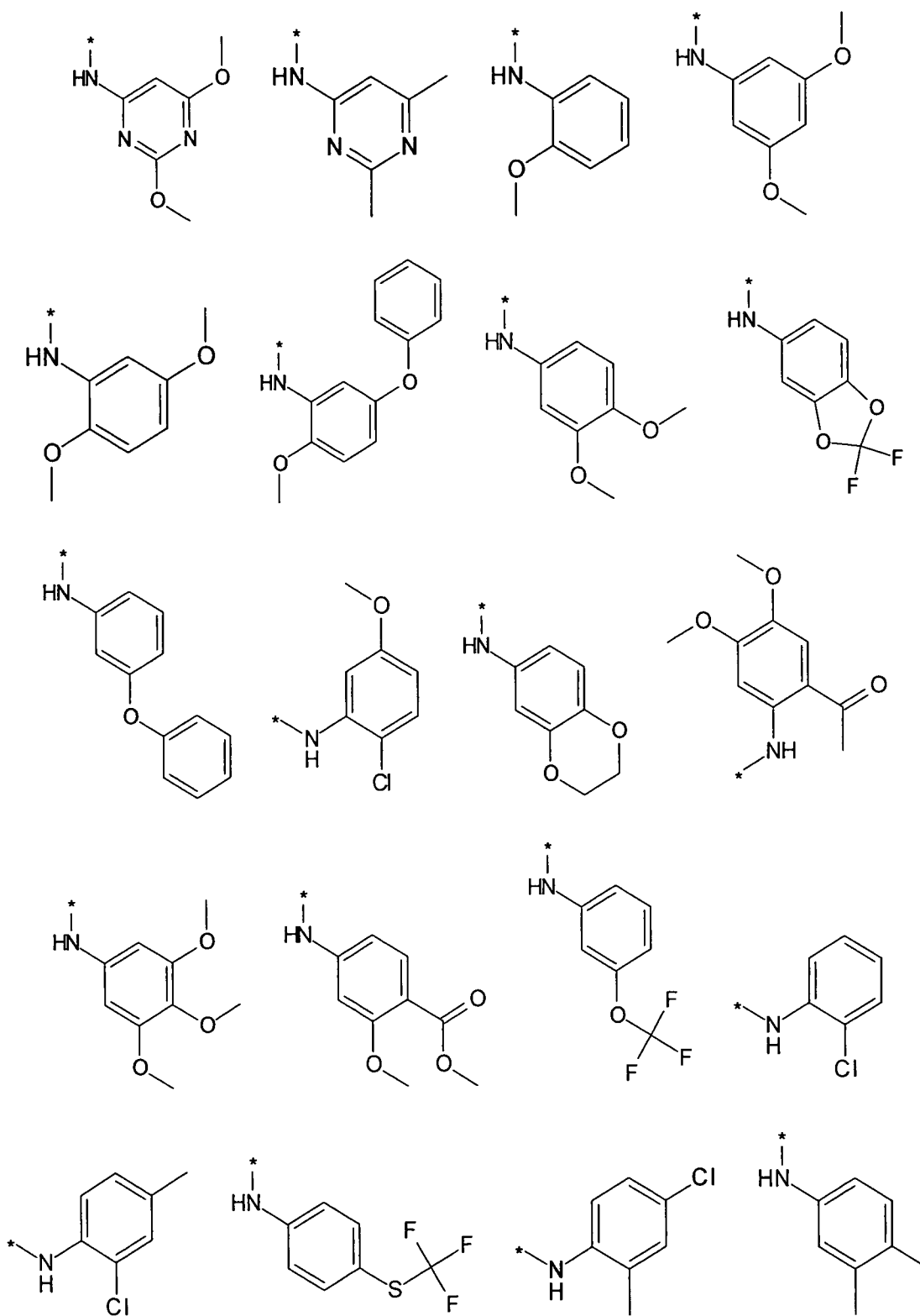
and their pharmaceutically acceptable salts and/or physiologically functional derivatives.

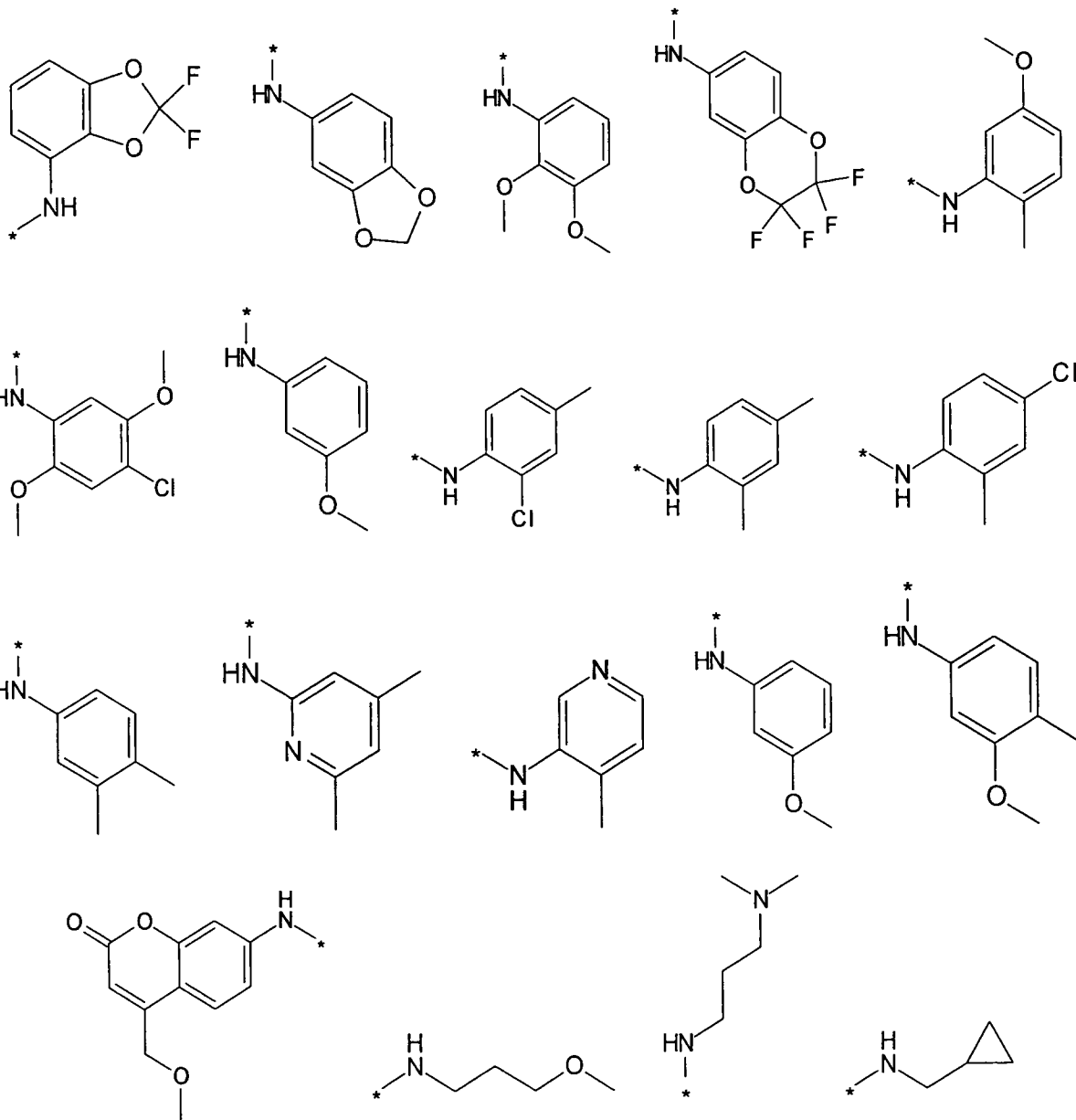
- 5 Preferably, R_1 is H, (C₁-C₆)alkyl, (C₆-C₁₀)aryl, NH-(C₁-C₆)alkyl, NH-(C₆-C₁₀)aryl or N[(C₁-C₆)alkyl]₂. More preferably, R_1 is H, halogen, (C₁-C₄)alkyl, NH-(C₁-C₄)alkyl, N[(C₁-C₄)alkyl]₂ or NH-phenyl. Most preferably, R_1 is H, (C₁-C₂)alkyl or NH-(C₁-C₂)alkyl, especially preferred H.
- 10 Preferably, R_2 is H, halogen or (C₁-C₄)alkyl. Preferably, R_2 is H or (C₁-C₄)alkyl. More preferred, R_2 is H, (C₁-C₂)alkyl. R_2 may be bound to any carbon atom of the piperidine ring including the position where the linker group L is bound.

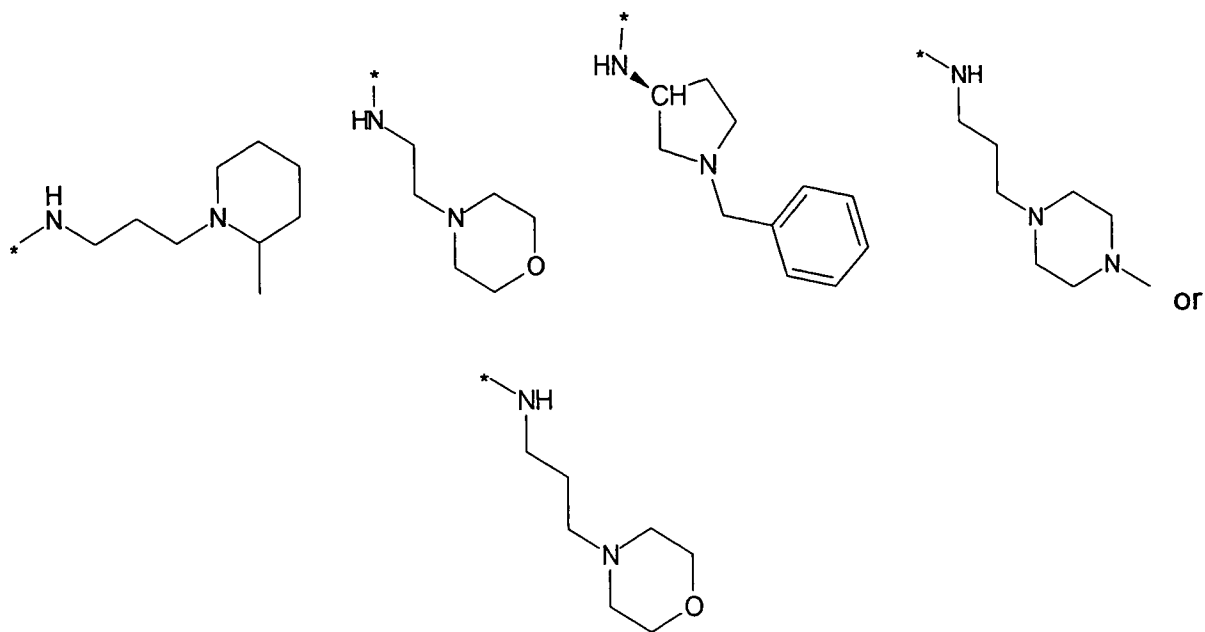
- R_3 is preferably H, halogen, (C₁-C₄)alkylene- R' , O- R'' or NHR $''$. More preferred, R_3 is H or NHR $''$. Most preferred, R_3 is H, NH-(C₅-C₆)heterocyclyl or NH-phenyl, especially preferred are H, NH-(C₅-C₆)heteroaryl containing one or more N atoms or NH-phenyl. Most especially preferred, R_3 is H. Examples of R_3 substituents are





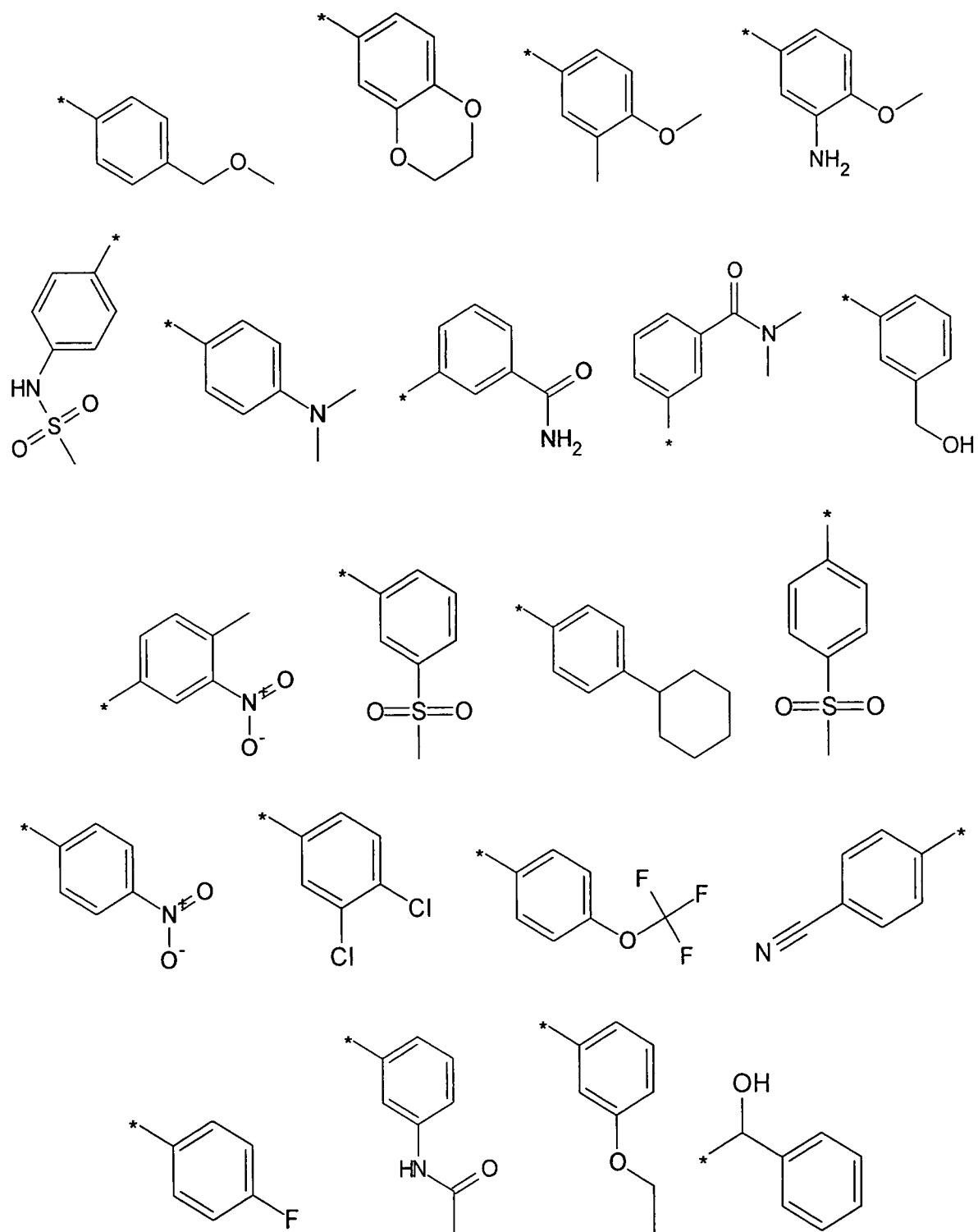


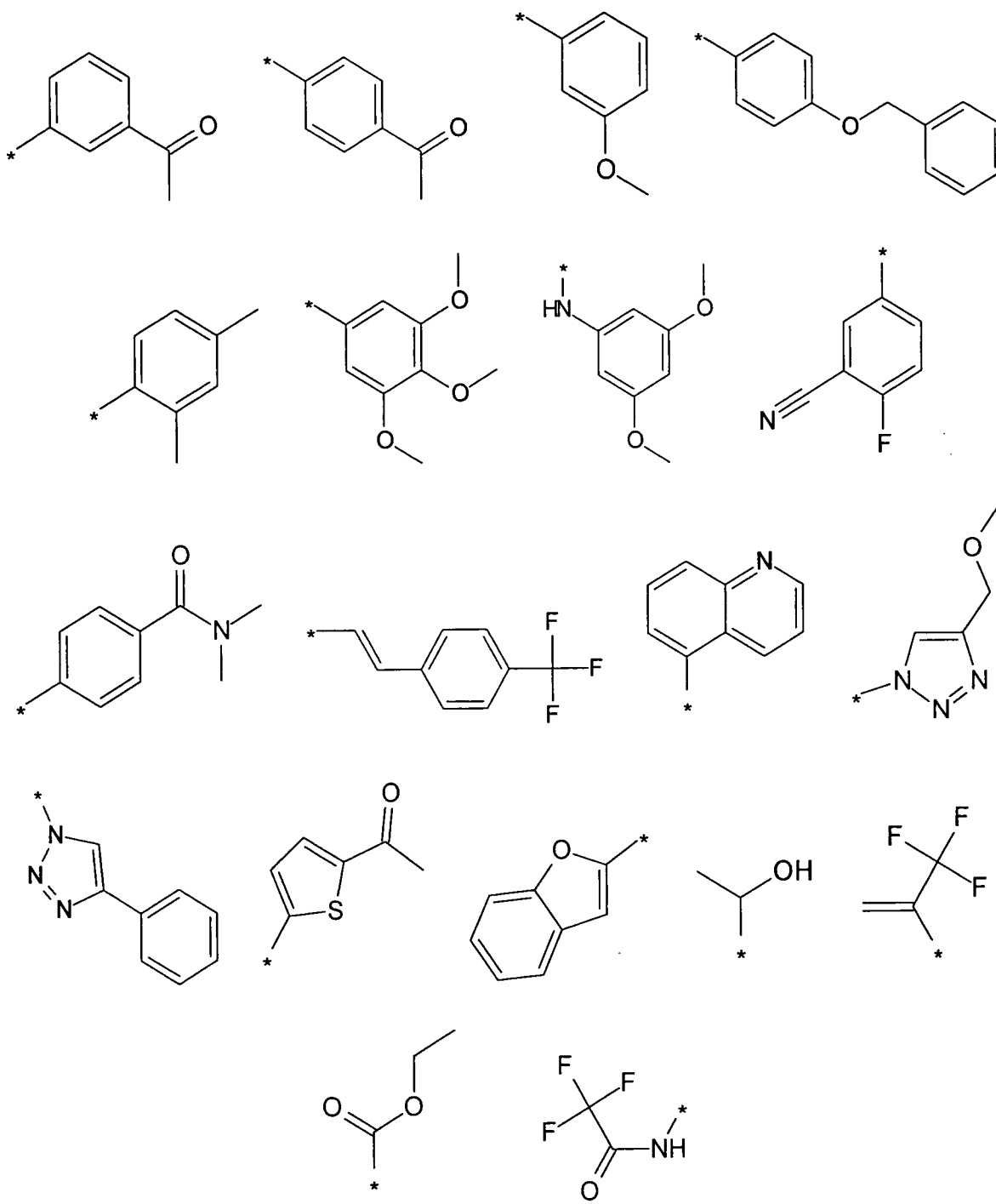




Preferably, R_4 is H, halogen or (C_1-C_6) alkyl. More preferred, R_4 is H, halogen or $(C_1-$
 5 $C_4)$ alkyl. Most preferred, R_4 is H.

Preferably, R_5 is H, halogen, CN, (C_1-C_6) alkyl, R' , $NH-(C_6-C_{10})$ aryl or
 (C_1-C_6) alkylene- R' . More preferably, R_5 is H, halogen, (C_1-C_6) alkyl, R' ,
 $NH-(C_6-C_{10})$ aryl or (C_1-C_6) alkylene- R' . Most preferably, R_5 is H, halogen,
 10 (C_6-C_{10}) aryl, $NH-(C_6-C_{10})$ aryl, (C_1-C_2) alkyl- (C_6-C_{10}) aryl, (C_1-C_6) alkyl or
 (C_5-C_{10}) heteroaryl. Especially preferred, R_5 is H, halogen, phenyl, (C_1-C_6) alkyl or
 (C_5-C_6) heteroaryl. Examples of R_5 are hydrogen, fluoro, chloro, bromo, iodo, nitrile,
 nitro, (p-methoxy)-phenyl, N-aniline, phenyl, benzyl, methyl, ethyl, vinyl, 2-propenyl, s-
 15 butenyl, cyclopropyl, thienyl, tetrazol, amino, 4-methoxy-anilin, N-acetyl or a
 substituent of the group consisting of



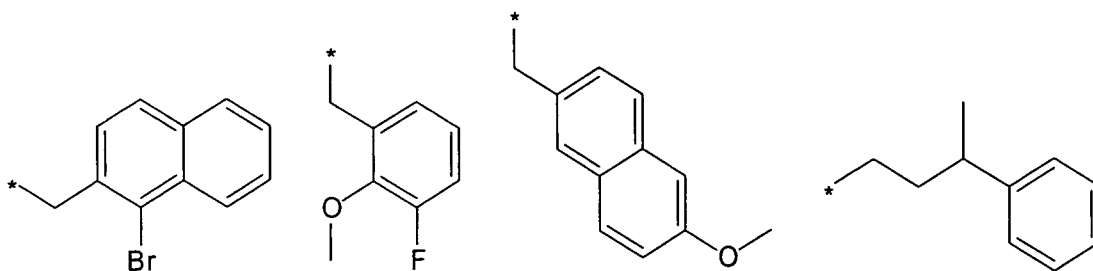
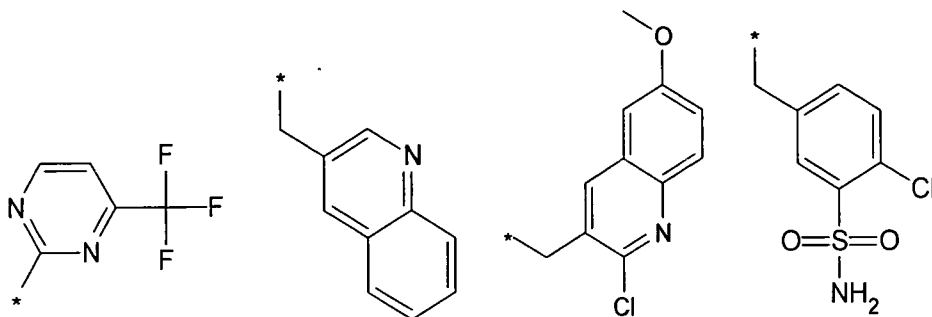


5

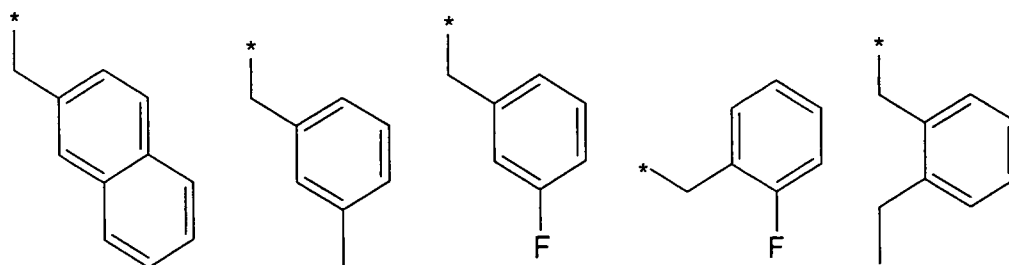
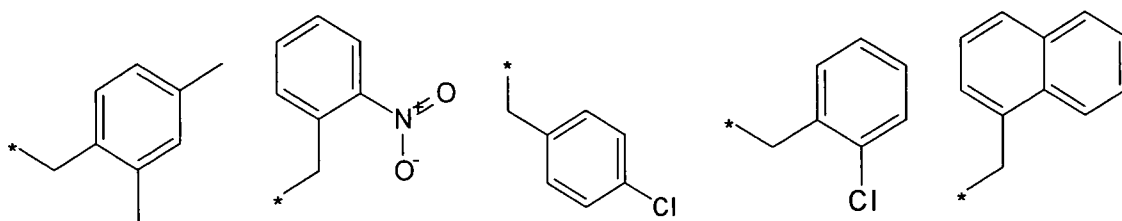
or

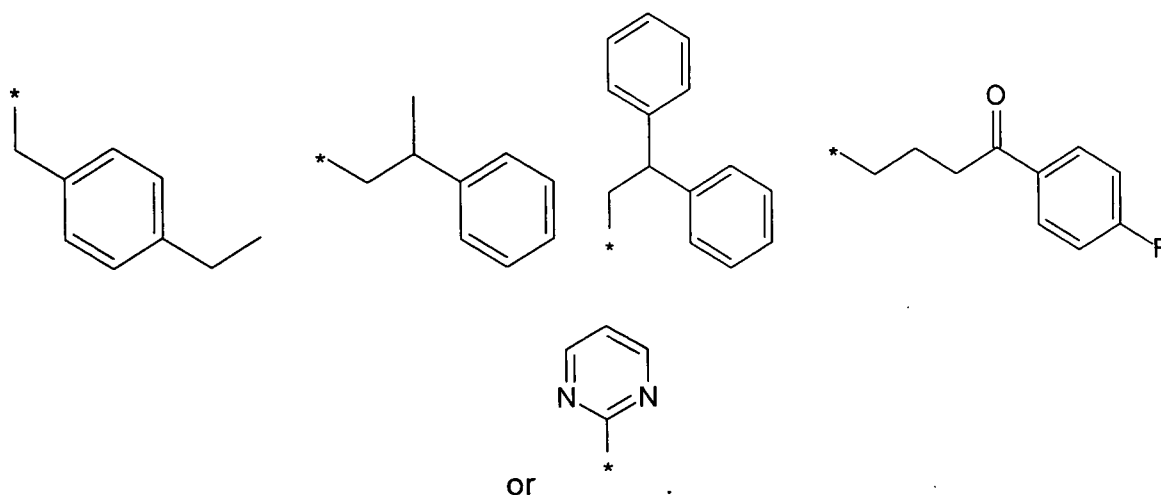
Preferably, R₆ is H, (C₁-C₆)alkyl, R', (C₁-C₄)alkylene-(C₃-C₈)cycloalkyl, (C₁-C₄)alkylene-(C₅-C₁₀)heterocyclyl, (C₁-C₄)alkylene-C(O)-(C₅-C₁₀)heterocyclyl, (C₁-C₄)alkylene-C(O)-(C₆-C₁₀)aryl or (C₁-C₆)alkylene-(C₆-C₁₀)aryl. More preferred, 10 R₆ is H, (C₁-C₆)alkyl, (C₅-C₁₀)heterocyclyl, (C₁-C₄)alkylene-(C₅-C₁₀)heterocyclyl or

(C₁-C₆)alkylene-(C₆-C₁₀)aryl. Examples of R₆ are H, methyl, ethyl, propyl, butyl, s-butyl, pentyl, 3-methyl-butyl, isopropyl, trifluoromethyl, 3,3,3-trifluorobutyl, cyclopropyl, methylene cyclopropyl, 2-pyrimidinyl, benzyl or a substituent of the group consisting of



5



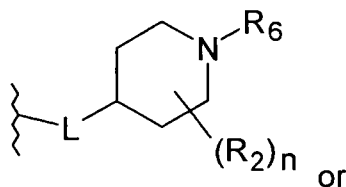


Preferably, R₇ is H, halogen, CN, (C₁-C₆)alkyl, (C₂-C₆)alkenyl, R' or (C₁-C₆)alkylene-
 5 (C₃-C₈)cycloalkyl. More preferred, R₇ is H, halogen, CN, (C₁-C₄)alkyl,
 (C₁-C₄)alkenyl, phenyl, cyclopropyl or (C₅-C₆)heteroaryl. Most preferably, R₇ is H,
 fluoro, chloro, bromo, methyl, ethyl, phenyl, nitrile, cyclopropyl, thienyl or vinyl.

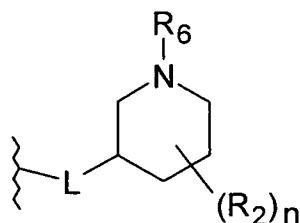
R₈ is preferably H, halogen or (C₁-C₄)alkyl. More preferred, R₈ is H, Cl, F, methyl or
 10 ethyl.

Preferably, n is 1, 2 or 3. More preferred, n is 1.

15 The linker group L may be bound to the piperidine ring in any position via a piperidine
 ring carbon atom. In a preferred embodiment, L is attached to the 4-position of the
 piperidine ring



20 L is attached to the 3-position of the piperidine ring

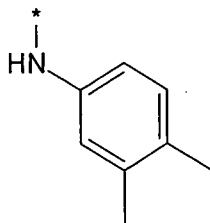


In an especially preferred embodiment, L is attached to the 4-position of the piperidine ring.

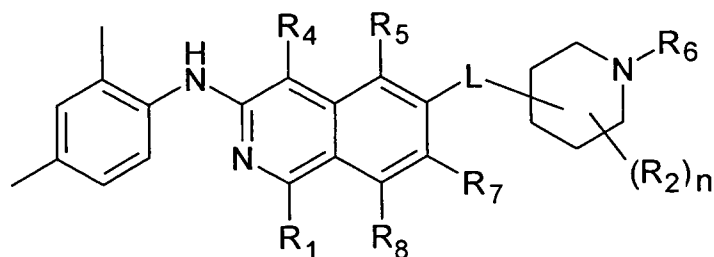
5

In a further preferred embodiment, L is O-methylene, O-ethylene or preferably O. More preferably, L is O-methylene, O-ethylene or O attached to the 4-position of the piperidine ring.

- 10 In preferred embodiments of the present invention one or more or all of the groups contained in the compounds of formula (I) can independently of each other have any of the preferred, more preferred or most preferred definitions of the groups specified above or any one or some of the specific denotations which are comprised by the definitions of the groups and specified above, all combinations of preferred definitions,
- 15 more preferred or most preferred and/or specific denotations being a subject of the present invention. Also with respect to all preferred embodiments the invention includes the compounds of the formula (I) in all stereoisomeric forms and mixtures of stereoisomeric forms in all ratios, and their physiologically acceptable salts.
- 20 The term “*–” in the exemplified substituents *vide supra* marks the point where the substituent is attached, which means, for example, for a R₃ substituent



a compound of the formula



A preferred embodiment is a compound of the formula (I) wherein

- 5 R_1 is H, (C₁-C₆)alkyl, (C₆-C₁₀)aryl, NH-(C₁-C₆)alkyl, NH-(C₆-C₁₀)aryl, or N[(C₁-C₆)alkyl]₂;

R_2 is hydrogen, halogen, or (C₁-C₆)alkyl;

- 10 R_3 is H, halogen, (C₁-C₄)alkylene-R', O-R'' or NHR'', wherein R' and R'' are defined as above;

R_4 is H, halogen or (C₁-C₆)alkyl;

- 15 R_5 is H, halogen, (C₁-C₆)alkyl, CN, (C₆-C₁₀)aryl, NH-(C₆-C₁₀)aryl, (C₁-C₆)alkylene-(C₆-C₁₀)aryl, (C₅-C₁₀)heterocyclyl or (C₁-C₆)alkylene-(C₅-C₁₀)heterocyclyl;

R_6 is H, R', (C₁-C₄)alkylene-(C₅-C₁₀)heterocyclyl,

- 20 (C₁-C₆)alkylene-C(O)-(C₆-C₁₀)aryl, (C₁-C₄)alkylene-C(O)-(C₅-C₁₀)heterocyclyl, (C₁-C₆)alkylene-(C₆-C₁₀)aryl or (C₁-C₆)alkyl.

R_7 is H, halogen, CN, (C₁-C₆)alkyl, (C₂-C₆)alkenyl or R';

- 25 R_8 is H, halogen or (C₁-C₆)alkyl;

n is 1, 2 or 3, and

L is O, O-methylene or O-ethylene;

and their pharmaceutically acceptable salts and/or physiologically functional

5 derivatives.

A further preferred embodiment is a compound of the formula (I) wherein

10 R₁ is H, (C₁-C₆)alkyl, (C₆-C₁₀)aryl, NH-(C₁-C₆)alkyl, NH-(C₆-C₁₀)aryl, or
N[(C₁-C₆)alkyl]₂;

R₂ is H or (C₁-C₄)alkyl;

15 R₃ is H, halogen or NHR'', wherein R'' is defined as above;

R₄ is H, halogen or (C₁-C₄)alkyl;

R₅ is H, halogen, (C₁-C₆)alkyl, (C₆-C₁₀)aryl, NH-(C₆-C₁₀)aryl, (C₁-C₆)alkylene-(C₆-
20 C₁₀)aryl or (C₅-C₁₀)heterocyclyl;

R₆ is H, (C₁-C₆)alkyl, R', (C₁-C₄)alkylene-(C₅-C₁₀)heterocyclyl or
(C₁-C₆)alkylene-(C₆-C₁₀)aryl;

25 R₇ is H, halogen, CN, (C₁-C₆)alkyl, (C₂-C₆)alkenyl or R';

R₈ is H, halogen or (C₁-C₆)alkyl;

n is 1, 2 or 3; and

30

L is O;

and their pharmaceutically acceptable salts and/or physiologically functional derivatives.

5 An especially preferred embodiment is a compound of the formula (I) wherein

R₁ is H, (C₁-C₄)alkyl, NH-(C₁-C₄)alkyl, N[(C₁-C₄)alkyl]₂ or NH-phenyl;

R₂ is H, (C₁-C₄)alkyl;

10

R₃ is H, NH-(C₅-C₆)heteroaryl or NH-phenyl;

R₄ is H, halogen or (C₁-C₄)alkyl;

15 R₅ is H, halogen, (C₁-C₄)alkyl, (C₆-C₁₀)aryl, NH-(C₆-C₁₀)aryl, (C₁-C₂)alkyl-(C₆-C₁₀)aryl or (C₅-C₁₀)heteroaryl;

R₆ is H, (C₁-C₆)alkyl, (C₅-C₁₀)heterocyclyl, (C₁-C₄)alkylene-(C₅-C₁₀)heterocyclyl, (C₆-C₁₀)aryl or (C₁-C₆)alkylene-(C₆-C₁₀)aryl;

20

R₇ is H, halogen, CN, (C₁-C₄)alkyl, (C₁-C₄)alkenyl, phenyl, cyclopropyl, (C₅-C₆)heteroaryl;

R₈ is H, halogen or (C₁-C₄)alkyl;

25

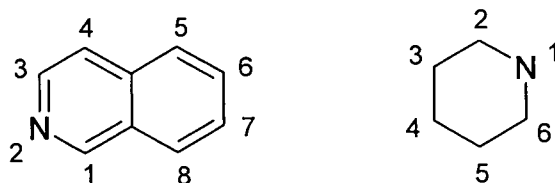
n is 1; and

L is O;

30 and their physiologically acceptable salts and/or physiologically functional derivatives.

As in any embodiment of the invention, in the preceding embodiments which contain preferred, more preferred, most preferred or exemplary definitions of compounds according to the invention, one or more or all of the groups can have any of its preferred, more preferred, most preferred definitions specified above or any one or
5 some of the specific denotations which are comprised by its definitions and are specified above.

Isoquinoline and piperidyl substitution pattern are numbered text according to IUPAC rules:



10

Physiologically acceptable salts of compounds of the formula (I) mean both their organic and inorganic salts as described in Remington's Pharmaceutical Sciences (17th edition, page 1418 (1985)). Because of the physical and chemical stability and
15 the solubility, preference is given for acidic groups inter alia to sodium, potassium, calcium and ammonium salts; preference is given for basic groups inter alia to salts of maleic acid, fumaric acid, succinic acid, malic acid, tartaric acid, methylsulfonic acid, hydrochloric acid, sulfuric acid, phosphoric acid or of carboxylic acids or sulfonic acids, for example as hydrochlorides, hydrobromides, phosphates, sulfates,
20 methanesulfonates, acetates, lactates, maleates, fumarates, malates, gluconates, and salts of amino acids, of natural bases or carboxylic acids. The preparation of physiologically acceptable salts from compounds of the formula (I) and (II) which are capable of salt formation, including their stereoisomeric forms, takes place in a manner known per se. The compounds of the formula (I) form stable alkali metal, alkaline earth
25 metal or optionally substituted ammonium salts with basic reagents such as hydroxides, carbonates, bicarbonates, alcoholates and ammonia or organic bases, for example trimethyl- or triethylamine, ethanolamine, diethanolamine or triethanolamine, trometamol or else basic amino acids, for example lysine, ornithine or arginine. Where the compounds of the formula (I) have basic groups, stable acid addition salts can also

be prepared with strong acids. Suitable pharmaceutically acceptable acid addition salts of the compounds of the invention are salts of inorganic acids such as hydrochloric acid, hydrobromic, phosphoric, metaphosphoric, nitric and sulfuric acid, and of organic acids such as, for example, acetic acid, benzenesulfonic, benzoic, citric,
5 ethanesulfonic, fumaric, gluconic, glycolic, isethionic, lactic, lactobionic, maleic, malic, methanesulfonic, succinic, p-toluenesulfonic and tartaric acid.

Salts with a physiologically unacceptable anion such as, for example, trifluoroacetate likewise belong within the framework of the invention as useful intermediates for the
10 preparation or purification of pharmaceutically acceptable salts and/or for use in nontherapeutic, for example in vitro, applications.

The term "physiologically functional derivative" used herein refers to any physiologically tolerated derivative of a compound of the formula (I) of the invention, for
15 example an N-oxide, which on administration to a mammal such as, for example, a human is able to form (directly or indirectly) a compound of the formula (I) or an active metabolite thereof.

Physiologically functional derivatives include prodrugs of the compounds of the
20 invention, as described, for example, in H. Okada et al., Chem. Pharm. Bull. 1994, 42, 57-61. Such prodrugs can be metabolized in vivo to a compound of the invention. These prodrugs may themselves be active or not.

The invention relates to compounds of the formula (I) in the form of their racemates,
25 racemic mixtures and pure enantiomers and to their diastereomers and mixtures thereof.

If radicals or substituents may occur more than once in the compounds of the formula (I), they may all, independently of one another, have the stated meaning and be
30 identical or different.

The compounds of the invention may also exist in various polymorphous forms, for example as amorphous and crystalline polymorphous forms. All polymorphous forms of the compounds of the invention belong within the framework of the invention and are a further aspect of the invention.

5

All references to "compound(s) of formula (I)" hereinafter refer to compound(s) of the formula (I) as described above, and their physiologically acceptable salts, solvates and physiologically functional derivatives as described herein.

10 The terms (C₁-C₂)alkyl, (C₁-C₄)alkyl, (C₁-C₆)alkyl, (C₁-C₈)alkyl and the corresponding alkylene substituents are understood as a hydrocarbon residue which can be linear, i.e. straight-chain, or branched and has 1, 2, 3, 4, 5, 6, 7 or 8 carbon atoms, respectively. This also applies if an alkyl group occurs as a substituent on another group, for example in an alkoxy group (O-alkyl), S-alkyl or a -O(C₁-
15 C₆)alkylene-O-, an alkoxycarbonyl group or an arylalkyl group. Examples of alkyl groups are methyl, ethyl, propyl, butyl, pentyl or hexyl, the n-isomers of all these groups, isopropyl, isobutyl, 1-methylbutyl, isopentyl, neopentyl, 2,2-dimethylbutyl, 2-methylpentyl, 3-methylpentyl, isohexyl, sec-butyl, tert-butyl or tert-pentyl. Alkyl groups may – if not otherwise stated – be halogenated once or more, i.e. alkyl groups may be
20 fluorinated, i.e. perfluorinated. Examples of halogenated alkyl groups are CF₃ and CH₂CF₃, OCF₃, SCF₃, or -O-(CF₂)₂-O-.

Alkenyl are, for example, vinyl, 1-propenyl, 2-propenyl (= allyl), 2-butenyl, 3-butenyl, 2-methyl-2-butenyl, 3-methyl-2-butenyl, 5-hexenyl or 1,3-pentadienyl.

25

Alkynyl are, for example, ethynyl, 1-propynyl, 2-propynyl (= propargyl) or 2-butylnyl.

Halogen means fluoro, chloro, bromo or iodo.

30 (C₃-C₈)cycloalkyl groups are cyclic alkyl groups containing 3, 4, 5, 6, 7 or 8 ring carbon atoms like cyclopropyl, cyclobutyl, cyclopentyl, cyclohexyl or cyclooctyl, which

can also be substituted and/or contain 1 or 2 double bonds (unsaturated cycloalkyl groups) like, for example, cyclopentenyl or cyclohexenyl can be bonded via any carbon atom.

- 5 A (C₆-C₁₀)aryl group means an aromatic ring or a ring system which comprises two aromatic rings which are fused or otherwise linked, for example a phenyl, naphthyl, biphenyl, tetrahydronaphthyl, alpha- or beta-tetralon-, indanyl- or indan-1-on-yl group. A preferred (C₆-C₁₀)aryl group is phenyl.
- 10 A (C₅-C₁₀)heterocyclyl group means a mono- or bicyclic ring system which comprises, apart from carbon, one or more heteroatoms such as, for example, e.g. 1, 2 or 3 nitrogen atoms, 1 or 2 oxygen atoms, 1 or 2 sulfur atoms or combinations of different hetero atoms. The heterocyclyl residues can be bound at any positions, for example on the 1-position, 2-position, 3-position, 4-position, 5-position, 6-position, 7-position or 8-
- 15 position. (C₅-C₁₀)heterocyclyl groups may be (1) aromatic [= heteroaryl groups] or (2) saturated or (3) mixed aromatic/saturated.

Suitable (C₅-C₁₀)heterocyclyl group include acridinyl, azocinyl, benzimidazolyl, benzofuryl, benzomorpholinyl, benzothienyl, benzothiophenyl, benzoxazolyl, benzthiazolyl, benztriazolyl, benztetrazolyl, benzisoxazolyl, benzisothiazolyl, carbazolyl, 4aH-carbazolyl, carbolinyl, furanyl, quinazoliny, quinolinyl, 4H-quinoliziny, quinoxaliny, quinuclidiny, chromanyl, chromenyl, chromen-2-onyl, cinnoliny, decahydroquinolinyl, 2H,6H-1,5,2-dithiaziny, dihydrofuro[2,3-b]-tetrahydrofuran, furyl, furazanyl, homomorpholinyl, homopiperaziny, imidazolidiny, imidazoliny, imidazolyl, 1H-indazolyl, indoliny, indoliziny, indolyl, 3H-indolyl, isobenzofuranyl, isochromanyl, isoindazolyl, isoindoliny, isoindolyl, isoquinolinyl (benzimidazolyl), isothiazolyl, isoxazolyl, morpholinyl, naphthyridiny, octahydroisoquinolinyl, oxadiazolyl, 1,2,3-oxadiazolyl, 1,2,4-oxadiazolyl, 1,2,5-oxadiazolyl, 1,3,4-oxadiazolyl, oxazolidiny, oxazolyl, oxazolidiny, pyrimidiny, phenanthridiny, phenanthroliny, phenaziny, phenothiaziny, phenoxathiiny, phenoxaziny, phthalaziny, piperaziny, piperidiny, prolinyl, pteridiny, purynyl, pyranyl, pyraziny, pyroazolidiny, pyrazoliny, pyrazolyl, pyridaziny, pyridonyl, pyridooxazoles, pyridoimidazoles, pyridothiazoles, pyridiny,

20

25

30

pyridyl, pyrimidinyl, pyrrolidinyl, pyrrolinyl, 2H-pyrrolyl, pyrrolyl, tetrahydrofuranyl, tetrahydroisoquinolinyl, tetrahydroquinolinyl, 6H-1,2,5-thiadiazinyl, thiazolyl, 1,2,3-thiadiazolyl, 1,2,4-thiadiazolyl, 1,2,5-thiadiazolyl, 1,3,4-thiadiazolyl, thienyl, triazolyl, tetrazolyl and xanthenyl. Pyridyl stands both for 2-, 3- and 4-pyridyl. Thienyl stands
 5 both for 2- and 3-thienyl. Furyl stands both for 2- and 3-furyl. Also included are the corresponding N-oxides of these compounds, for example, 1-oxy-2-, 3- or 4-pyridyl.

Substitutions in (C₅-C₁₀)heterocyclyl residues can occur on free carbon atoms or on nitrogen atoms.

10

Preferred examples of (C₅-C₁₀)heterocyclyl residues are pyrazinyl, pyridyl, pyrimidinyl, pyrazolyl, morpholinyl, pyrrolidinyl, piperazinyl, piperidinyl, thienyl, benzofuryl, quinolinyl, tetrazolyl and triazolyl.

15 (C₆-C₁₀)aryl and (C₅-C₁₀)heterocyclyl groups are unsubstituted or substituted one or more times by suitable groups independently selected from halogen, CF₃, NO₂, N₃, CN, C(O)-(C₁-C₆)alkyl, C(O)-(C₁-C₆)aryl, COOH, COO(C₁-C₆)alkyl, CONH₂, CONH(C₁-C₆)alkyl, CON[(C₁-C₆)alkyl]₂, (C₃-C₈)cycloalkyl, (C₁-C₆)alkyl, (C₁-C₆)alkylene-OH, (C₁-C₆)alkylene-NH₂, (C₁-C₆)alkylene-NH(C₁-C₆)alkyl,
 20 (C₁-C₆)alkylene-N[(C₁-C₆)alkyl]₂, (C₂-C₆)alkenyl, (C₂-C₆)alkynyl, O-(C₁-C₆)alkyl, O-C(O)-(C₁-C₆)alkyl, O-C(O)-(C₆-C₁₀)aryl, O-C(O)-(C₅-C₁₀)heterocyclyl, PO₃H₂, SO₃H, SO₂-NH₂, SO₂NH(C₁-C₆)alkyl, SO₂N[(C₁-C₆)alkyl]₂, S-(C₁-C₆)alkyl; S-(C₁-C₆)alkylene-(C₆-C₁₀)aryl, S-(C₁-C₆)alkylene-(C₅-C₁₀)heterocyclyl, SO-(C₁-C₆)alkyl, SO-(C₁-C₆)alkylene-(C₆-C₁₀)aryl, SO-(C₁-C₆)alkylene-(C₅-C₁₀)heterocyclyl, SO₂-
 25 (C₁-C₆)alkyl, SO₂-(C₁-C₆)alkylene-(C₆-C₁₀)aryl, SO₂-(C₁-C₆)alkylene-(C₅-C₁₀)heterocyclyl, SO₂-NH(C₁-C₆)alkylene-(C₆-C₁₀)aryl, SO₂-NH(C₁-C₆)alkylene-(C₅-C₁₀)heterocyclyl, SO₂-N[(C₁-C₆)alkyl][(C₁-C₆)alkylene-(C₆-C₁₀)aryl], SO₂-N[(C₁-C₆)alkyl][(C₁-C₆)alkylene-(C₅-C₁₀)heterocyclyl], SO₂-N[(C₁-C₆)alkylene-(C₆-C₁₀)aryl]₂,
 30 SO₂-N[(C₁-C₆)alkylene-(C₅-C₁₀)heterocyclyl]₂,

- C(NH)(NH₂), NH₂, NH-(C₁-C₆)alkyl, N[(C₁-C₆)alkyl]₂, NH-C(O)-(C₁-C₆)alkyl,
 NH-C(O)O-(C₁-C₆)alkyl, NH-C(O)-(C₆-C₁₀)aryl, NH-C(O)-(C₅-C₁₀)heterocyclyl, NH-
 C(O)O-(C₆-C₁₀)aryl, NH-C(O)O-(C₅-C₁₀)heterocyclyl, NH-C(O)-NH-(C₁-C₆)alkyl, NH-
 C(O)-NH-(C₆-C₁₀)aryl, NH-C(O)-NH-(C₅-C₁₀)heterocyclyl, NH-SO₂-(C₁-C₆)alkyl,
 5 NH-SO₂-(C₆-C₁₀)aryl, NH-SO₂-(C₅-C₁₀)heterocyclyl, N(C₁-C₆)alkyl-C(O)-
 (C₁-C₆)alkyl, N(C₁-C₆)alkyl-C(O)O-(C₁-C₆)alkyl, N(C₁-C₆)alkyl-C(O)-(C₆-C₁₀)aryl,
 N(C₁-C₆)alkyl-C(O)-heterocyclyl, N(C₁-C₆)alkyl-C(O)O-(C₆-C₁₀)aryl, N(C₁-C₆)alkyl-
 C(O)O-(C₅-C₁₀)heterocyclyl, N(C₁-C₆)alkyl-C(O)-NH-(C₁-C₆)alkyl], N(C₁-C₆)alkyl-
 C(O)-NH-(C₆-C₁₀)aryl, N(C₁-C₆)alkyl-C(O)-NH-(C₅-C₁₀)heterocyclyl,
 10 N[(C₁-C₆)alkyl]-C(O)-N[(C₁-C₆)alkyl]₂,
 N[(C₁-C₆)alkyl]-C(O)-N[(C₁-C₆)alkyl]-(C₆-C₁₀)aryl,
 N[(C₁-C₆)alkyl]-C(O)-N[(C₁-C₆)alkyl]-(C₅-C₁₀)heterocyclyl,
 N[(C₁-C₆)alkyl]-C(O)-N[(C₆-C₁₀)aryl]₂,
 N[(C₁-C₆)alkyl]-C(O)-N[(C₅-C₁₀)heterocyclyl]₂, N[(C₆-C₁₀)aryl]-C(O)-(C₁-C₆)alkyl,
 15 N[(C₅-C₁₀)heterocyclyl]-C(O)-(C₁-C₆)alkyl, N[(C₆-C₁₀)aryl]-C(O)O-(C₁-C₆)alkyl,
 N[(C₅-C₁₀)heterocyclyl]-C(O)O-(C₁-C₆)alkyl, N(aryl)-C(O)-(C₆-C₁₀)aryl,
 N[(C₅-C₁₀)heterocyclyl]-C(O)-(C₆-C₁₀)aryl, N[(C₆-C₁₀)aryl]-C(O)O-(C₆-C₁₀)aryl,
 N[(C₅-C₁₀)heterocyclyl]-C(O)O-(C₆-C₁₀)aryl, N[(C₆-C₁₀)aryl]-C(O)-NH-(C₁-C₆)alkyl,
 N[(C₅-C₁₀)heterocyclyl]-C(O)-NH-(C₁-C₆)alkyl, N(aryl)-C(O)-NH-(C₆-C₁₀)aryl,
 20 N[(C₅-C₁₀)heterocyclyl]-C(O)-NH-(C₆-C₁₀)aryl,
 N[(C₆-C₁₀)aryl]-C(O)-N[(C₁-C₆)alkyl]₂,
 N[(C₅-C₁₀)heterocyclyl]-C(O)-N[(C₁-C₆)alkyl]₂, N[(C₆-C₁₀)aryl]-C(O)-N[(C₁-C₆)alkyl]-
 (C₆-C₁₀)aryl, N[(C₅-C₁₀)heterocyclyl]-C(O)-N[(C₁-C₆)alkyl]-(C₆-C₁₀)aryl,
 N[(C₆-C₁₀)aryl]-C(O)-N[(C₆-C₁₀)aryl]₂,
 25 N[(C₅-C₁₀)heterocyclyl]-C(O)-N[(C₆-C₁₀)aryl]₂, (C₆-C₁₀)aryl,
 (C₁-C₆)alkylene-(C₆-C₁₀)aryl, O-(C₁-C₆)alkylene-(C₆-C₁₀)aryl, (C₅-C₁₀)heterocyclyl,
 (C₁-C₆)alkylene-(C₅-C₁₀)heterocyclyl, O-(C₁-C₆)alkylene-(C₅-C₁₀)heterocyclyl,
 wherein the (C₆-C₁₀)aryl or (C₅-C₁₀)heterocyclyl may be substituted one to 3 times

by halogen, OH, NO₂, CN, O-(C₁-C₆)alkyl, (C₁-C₆)alkyl, NH₂, NH(C₁-C₆)alkyl, N[(C₁-C₆)alkyl]₂, SO₂CH₃, COOH, C(O)O-(C₁-C₆)alkyl, CONH₂, (C₁-C₆)alkylene-O-(C₁-C₆)alkyl, (C₁-C₆)alkylene-O-(C₆-C₁₀)aryl, O-(C₁-C₆)alkylene-(C₆-C₁₀)aryl; or
5 a 5-8-membered ring is formed together with the carbon atoms the oxygen atoms are attached to. Aryl or heterocyclyl substituents of (C₆-C₁₀)aryl and (C₅-C₁₀)heterocyclyl groups may not be further substituted by an aryl or heterocyclyl containing group.

Preferred substituents for (C₆-C₁₀)aryl groups are (C₁-C₄)alkyl, O-(C₁-C₄)alkyl,
10 O-phenyl, C(O)O-(C₁-C₆)alkyl, C(O)OH, C(O)-(C₁-C₄)alkyl, halogen, NO₂, SO₂NH₂, CN, SO₂-(C₁-C₄)alkyl, NH-SO₂-(C₁-C₄)alkyl, NH₂, NH-C(O)-(C₁-C₄)alkyl, (C₃-C₈)cycloalkyl, (C₁-C₄)alkyl-OH, C(O)N[(C₁-C₄)alkyl]₂, C(O)NH₂, N[(C₁-C₄)alkyl]₂, (C₁-C₄)alkenylene-(C₆-C₁₀)aryl, wherein the (C₆-C₁₀)aryl may be further substituted by (C₁-C₄)alkyl, (C₁-C₄)alkylene-O-(C₁-C₆)alkyl,
15 O-(C₁-C₆)alkyl-(C₆-C₁₀)aryl, or may be vicinally substituted by a O-(C₁-C₄)alkylene-O group whereby a 5-8-membered ring is formed together with the carbon atoms the oxygen atoms are attached to.

In monosubstituted phenyl groups the substituent can be located in the 2-position, the
20 3-position or the 4-position, with the 3-position and the 4-position being preferred. If a phenyl group carries two substituents, they can be located in 2,3-position, 2,4-position, 2,5-position, 2,6-position, 3,4-position or 3,5-position. In phenyl groups carrying three substituents the substituents can be located in 2,3,4-position, 2,3,5-position, 2,3,6-position, 2,4,5-position, 2,4,6-position, or 3,4,5-position.

25 The above statements relating to phenyl groups correspondingly apply to divalent groups derived from phenyl groups, i.e. phenylene which can be unsubstituted or substituted 1,2-phenylene, 1,3-phenylene or 1,4-phenylene. The above statements also correspondingly apply to the aryl subgroup in arylalkylene groups. Examples of
30 arylalkylene groups which can also be unsubstituted or substituted in the aryl subgroup

as well as in the alkylene subgroup, are benzyl, 1-phenylethylene, 2-phenylethylene, 3-phenylpropylene, 4-phenylbutylene, 1-methyl-3-phenyl-propylene.

Preferred substituents for (C₅-C₁₀)heterocyclyl groups are (C₁-C₄)alkyl,

- 5 O-(C₁-C₄)alkyl, (C₁-C₄)alkylene-phenyl, halogen, (C₁-C₄)alkylene-O-(C₁-C₄)alkyl, (C₅-C₁₀)heterocyclyl, (C₁-C₄)alkylene-N[(C₁-C₄)alkyl]₂, or (C₆-C₁₀)aryl, wherein the (C₆-C₁₀)aryl may be further substituted by (C₁-C₄)alkyl, (C₁-C₄)alkylene-O-(C₁-C₆)alkyl, O-(C₁-C₆)alkyl-(C₆-C₁₀)aryl, or may be vicinally substituted by a O-(C₁-C₄)alkylene-O group whereby a 5-8-membered ring is formed
- 10 together with the carbon atoms the oxygen atoms are attached to.

The general and preferred substituents of (C₆-C₁₀)aryl and (C₅-C₁₀)heterocyclyl groups may be combined with the general and preferred definitions of R₁, R₂, R₃, R₄, R₅, R₆, R₇, R₈, n and L as described above.

- 15 The present invention therefore also relates to the compounds of the formula (I) and/or their physiologically acceptable salts and/or their prodrugs for use as pharmaceuticals (or medicaments), to the use of the compounds of the formula (I) and/or their physiologically acceptable salts and/or their prodrugs for the production of
- 20 pharmaceuticals for the treatment and/or prevention of diseases associated with Rho-kinase and/or Rho-kinase mediated phosphorylation of myosin light chain phosphatase, i.e. for the treatment and/or prevention of hypertension, i.e. pulmonary hypertension and ocular hypertension, peripheral circulatory disorder, angina pectoris, cerebral vasospasm, asthma, premature birth, hyperaggregability of platelets,
- 25 Peripheral Occlusive Arterial Disease (PAOD), Chronic Obstructive Pulmonary Disease (COPD), cancer development, erectile dysfunction, arteriosclerosis, ischemic organ failure (end organ damage), fibroid lung, fibroid liver, liver failure, fibroid kidney, renal glomerulosclerosis, kidney failure, organ hypertrophy, prostatic hypertrophy, complications of diabetes, blood vessel restenosis, atherosclerosis, cancer, cardiac
- 30 hypertrophy, heart failure; ischemic diseases; inflammation; autoimmune diseases; AIDS, osteopathy such as osteoporosis, brain functional disorder, infection of digestive

tracts with bacteria, sepsis, adult respiratory distress syndrome, retinopathy, glaucoma and Alzheimer's disease.

The present invention furthermore relates to pharmaceutical preparations (or
5 pharmaceutical compositions) which contain an effective amount of at least one compound of the formula (I) and/or its physiologically acceptable salts and/or its prodrugs and a pharmaceutically acceptable carrier, i. e. one or more pharmaceutically acceptable carrier substances (or vehicles) and/or additives (or excipients).

10 The pharmaceuticals can be administered orally, for example in the form of pills, tablets, lacquered tablets, coated tablets, granules, hard and soft gelatin capsules, solutions, syrups, emulsions, suspensions or aerosol mixtures. Administration, however, can also be carried out rectally, for example in the form of suppositories, or parenterally, for example intravenously, intramuscularly or subcutaneously, in the form
15 of injection solutions or infusion solutions, microcapsules, implants or rods, or percutaneously or topically, for example in the form of ointments, solutions or tinctures, or in other ways, for example in the form of aerosols or nasal sprays.

The pharmaceutical preparations according to the invention are prepared in a manner
20 known per se and familiar to one skilled in the art, pharmaceutically acceptable inert inorganic and/or organic carrier substances and/or additives being used in addition to the compound(s) of the formula (I) and/or its (their) physiologically acceptable salts and/or its (their) prodrugs. For the production of pills, tablets, coated tablets and hard gelatin capsules it is possible to use, for example, lactose, corn starch or derivatives
25 thereof, talc, stearic acid or its salts, etc. Carrier substances for soft gelatin capsules and suppositories are, for example, fats, waxes, semisolid and liquid polyols, natural or hardened oils, etc. Suitable carrier substances for the production of solutions, for example injection solutions, or of emulsions or syrups are, for example, water, saline, alcohols, glycerol, polyols, sucrose, invert sugar, glucose, vegetable oils, etc. Suitable
30 carrier substances for microcapsules, implants or rods are, for example, copolymers of glycolic acid and lactic acid. The pharmaceutical preparations normally contain about 0.5 to about 90 % by weight of the compounds of the formula (I) and/or their

physiologically acceptable salts and/or their prodrugs. The amount of the active ingredient of the formula (I) and/or its physiologically acceptable salts and/or its prodrugs in the pharmaceutical preparations normally is from about 0.5 to about 1000 mg, preferably from about 1 to about 500 mg.

5

In addition to the active ingredients of the formula (I) and/or their physiologically acceptable salts and/or prodrugs and to carrier substances, the pharmaceutical preparations can contain one or more additives such as, for example, fillers, disintegrants, binders, lubricants, wetting agents, stabilizers, emulsifiers, preservatives, sweeteners, colorants, flavorings, aromatizers, thickeners, diluents, buffer substances, solvents, solubilizers, agents for achieving a depot effect, salts for altering the osmotic pressure, coating agents or antioxidants. They can also contain two or more compounds of the formula (I) and/or their physiologically acceptable salts and/or their prodrugs. In case a pharmaceutical preparation contains two or more compounds of the formula (I) the selection of the individual compounds can aim at a specific overall pharmacological profile of the pharmaceutical preparation. For example, a highly potent compound with a shorter duration of action may be combined with a long-acting compound of lower potency. The flexibility permitted with respect to the choice of substituents in the compounds of the formula (I) allows a great deal of control over the biological and physico-chemical properties of the compounds and thus allows the selection of such desired compounds. Furthermore, in addition to at least one compound of the formula (I) and/or its physiologically acceptable salts and/or its prodrugs, the pharmaceutical preparations can also contain one or more other therapeutically or prophylactically active ingredients.

25

When using the compounds of the formula (I) the dose can vary within wide limits and, as is customary and is known to the physician, is to be suited to the individual conditions in each individual case. It depends, for example, on the specific compound employed, on the nature and severity of the disease to be treated, on the mode and the schedule of administration, or on whether an acute or chronic condition is treated or whether prophylaxis is carried out. An appropriate dosage can be established using clinical approaches well known in the medical art. In general, the daily dose for

30

achieving the desired results in an adult weighing about 75 kg is from about 0.01 to about 100 mg/kg, preferably from about 0.1 to about 50 mg/kg, in particular from about 0.1 to about 10 mg/kg, (in each case in mg per kg of body weight). The daily dose can be divided, in particular in the case of the administration of relatively large amounts,
5 into several, for example 2, 3 or 4, part administrations. As usual, depending on individual behavior it may be necessary to deviate upwards or downwards from the daily dose indicated.

Furthermore, the compounds of the formula (I) can be used as synthesis intermediates
10 for the preparation of other compounds, in particular of other pharmaceutical active ingredients, which are obtainable from the compounds of the formula I, for example by introduction of substituents or modification of functional groups.

The compounds of the formula (I) can be prepared according to the following
15 exemplified compounds without limiting the scope of the claims.

In general, protective groups that may still be present in the products obtained in the coupling reaction are then removed by standard procedures. For example, tert-butyl protecting groups, in particular a tert-butoxycarbonyl group which is a protected form of
20 an amidino group, can be deprotected, i. e. converted into the amidino group, by treatment with trifluoroacetic acid. As already explained, after the coupling reaction also functional groups can be generated from suitable precursor groups. In addition, a conversion into a physiologically acceptable salt or a prodrug of a compound of the formula (I) can then be carried out by known processes.

25 In general, a reaction mixture containing a final compound of the formula (I) or an intermediate is worked up and, if desired, the product is then purified by customary processes known to those skilled in the art. For example, a synthesized compound can be purified using well known methods such as crystallization, chromatography or
30 reverse phase-high performance liquid chromatography (RP-HPLC) or other methods of separation based, for example, on the size, charge or hydrophobicity of the compound. Similarly, well known methods such as amino acid sequence analysis,

NMR, IR and mass spectrometry (MS) can be used for characterizing a compound of the invention.

It is understood that modifications that do not substantially affect the activity of the various embodiments of this invention are included within the invention disclosed
5 herein. Accordingly, the following examples are intended to illustrate but not limit the present invention.

LCMS methods

10 Method #1

Column: YMC J'shere 33x2 4 μ m

gradient (AcN+0.05% TFA) : H₂O+0.05% TFA; 5:95 (0min) to 95:5 (2.5 min) to 95:5 (3 min)

15 Method #2

Column: YMC J'shere 33x2 4 μ m

gradient (AcN+0.05% TFA) : H₂O+0.05% TFA, 5:95 (0min) to 95:5 (3.4min) to 95:5 (4.4min)

20 Method #3

Column: YMC J'shere 33x2 4 μ m

gradient AcN+0.08%FA : H₂O+0.1%FA; 5:95 (0min) to 95:5(2.5min) to 95:5(3min)

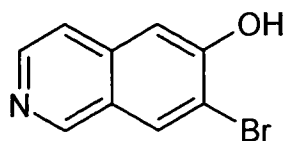
Method #Top

25 Column: YMC YMC J`sphere ODS H80 20X2 1 4 μ

gradient 0 min 96%H₂O(0.05%TFA) 2.0min-95%ACN; 95%ACN bis 2.4min;4%ACN
2.45min

Building block syntheses

30 7-Bromo-isoquinoline-6-ol (1)



25 g (116.3 mmol) of 3-bromo-4-methoxybenzaldehyde, 19.0 mL (18.3 g, 174.5 mmol) of aminoacetaldehyde dimethyl acetal and 250 mL of toluene were heated to reflux for 6 h using a Dean-Stark apparatus. Solvent and excess reagent were distilled off and
5 the crude product (approx. 37 g) was used for the next step without any additional purification.

The imine was dissolved in 240 mL of THF. 11.1 mL (12.6 g, 116.3 mmol) of ethyl chloroformate were added dropwise at 0°C. After stirring for 5 minutes 24.3 mL (23.2
10 g, 139.2 mmol) triethylphosphite were added dropwise. The mixture was stirred for 18 h at room temperature. Then the solvents were distilled off. Excess reagent was removed by repeated addition of 100 ml toluene and evaporation of the solvents. The P,N-acetal (approx. 62 g) was used for the next step without any additional purification.

15 The P,N-acetal, 51.3 mL (88.2 g, 465.2 mmol) titanium tetrachloride and 300 mL chloroform were heated to reflux for 48 h. The mixture was poured on ice and the pH was adjusted to 9 by using aqueous ammonia. Repeated extraction with ethyl acetate followed by removal of the solvents gave 14.8 g (53%.) of 7-bromo-6-
20 methoxyisoquinoline.

¹H-NMR (d₆-DMSO): δ = 9.16 (1H, s), 8.46 (1H, d, J = 5.9 Hz), 8.46 (1H, s), 7.76 (1H, d, J = 5.9 Hz), 7.51 (1H, s), 4.01 (3H, s).

MS: m/z = 238 (MH⁺).

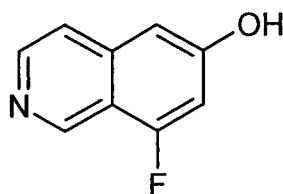
25 3.6 mL (9.5 g, 37.8 mmol) of BBr₃ were added at 0°C to a solution of 4.5 g (18.9 mmol) 7-bromo-6-methoxy isoquinoline in 30 mL dichloromethane and stirred for 18 h at room temperature. Aqueous NaHCO₃-solution was added to adjust the pH to 8. Extraction with chloroform/isopropanol (3/1) followed by drying over sodium sulfate and removal of the solvents gave 2,7 g (64%) of compound 1.

$^1\text{H-NMR}$ ($\text{d}_6\text{-DMSO}$): $\delta = 9.19$ (1H, s), 8.49 (1H, s), 8.38 (1H, d, $J = 6.1$ Hz), 7.78 (1H, d, $J = 6.1$ Hz), 7.34 (1H, s).

MS: $m/z = 224$ (MH^+).

5 The following intermediates were synthesized using this procedure:

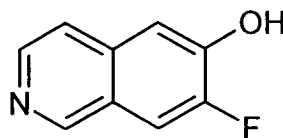
8-Fluoro-isoquinoline-6-ol (2)



10 $^1\text{H-NMR}$ ($\text{d}_6\text{-DMSO}$): $\delta = 10.84$ (1H, s), 9.21 (1H, s), 8.40 (1H, d, $J = 5.8$ Hz), 7.67 (1H, d, $J = 5.8$ Hz), 7.01 (2H, m).

MS: $m/z = 164$ (MH^+).

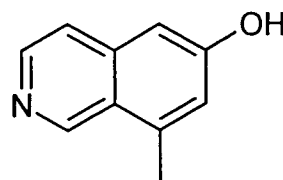
7-Fluoro-isoquinoline-6-ol (3)



15 $^1\text{H-NMR}$ ($\text{d}_6\text{-DMSO}$): $\delta = 11.06$ (1H, s), 9.07 (1H, s), 8.33 (1H, d, $J = 5.6$ Hz), 7.88 (1H, d, $J = 11.4$ Hz), 7.64 (1H, d, $J = 5.6$ Hz), 7.31 (1H, d, $J = 8.6$ Hz).

MS: $m/z = 164$ (MH^+).

8-Methyl-isoquinoline-6-ol (4)

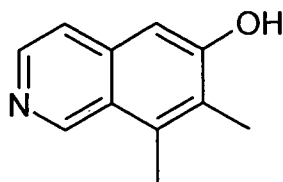


20

$^1\text{H-NMR}$ ($\text{d}_6\text{-DMSO}$): $\delta = 11.55$ (1H, s), 9.47 (1H, s), 8.42 (1H, d, $J = 6.5$ Hz), 8.11 (1H, d, $J = 6.5$ Hz), 7.31 (1H, s), 7.25 (1H, s), 2.76 (3H, s).

MS: $m/z = 160$ (MH^+).

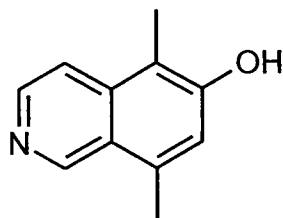
7, 8-Dimethyl-isoquinoline-6-ol (5)



$^1\text{H-NMR}$ (d_6 -DMSO): $\delta = 11.87$ (1H, s), 9.58 (1H, s), 8.41 (1H, d, $J = 6.5$ Hz), 8.18 (1H, d, $J = 6.5$ Hz), 7.35 (1H, s), 7.25 (1H, s), 2.71 (3H, s), 2.35 (3H, s).

5 MS: $m/z = 174$ (MH^+).

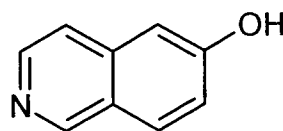
5, 8-Dimethyl-isoquinoline-6-ol (6)



$^1\text{H-NMR}$ (d_6 -DMSO): $\delta = 11.55$ (1H, s), 9.52 (1H, s), 8.47 (1H, d, $J = 6.8$ Hz), 8.26 (1H, d, $J = 6.8$ Hz), 7.42 (1H, s), 2.76 (3H, s), 2.42 (3H, s).

10 MS: $m/z = 174$ (MH^+).

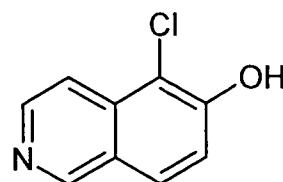
6-Hydroxy-isoquinoline (7)



15

LCMS Method # 1, retention time 0.14 min, detected mass 146.08 [$\text{M}+\text{H}$] $^+$

5-Chloroisoquinoline-6-ol (8)



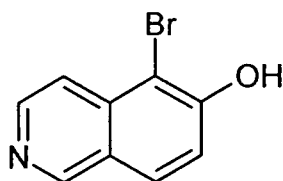
20 0.61 mL (1.02 g, 7.6 mmol) of sulfuryl chloride were added to a solution of 1.0 g (6.9 mmol) of compound 7 in 30 mL of dichloromethane. Three drops diethyl ether were

added and the reaction was stirred at room temperature for 5 h. The solvents were removed by distillation and the remainder was treated with aqueous NaHCO₃ solution. The precipitate was filtered, washed with water and dried to give 1.1 g (89%) of compound 8 as a green-yellow solid.

5 ¹H-NMR (d₆-DMSO): δ = 11.37 (1H, s), 9.18 (1H, s), 8.50 (1H, d, J = 6 Hz), 8.00 (1H, d, J = 8.8 Hz), 7.83 (1H, J = 6 Hz), 7.44 (1H, d, J = 8.7 Hz).

MS: m/z = 180 (MH⁺).

5-Bromoisoquinoline-6-ol (9)



10

7.9 mL (19.18 g, 120 mmol) of bromine were added dropwise to a suspension of 17.42 g (120 mmol) of compound 7 in 250 mL of chloroform at room temperature. After stirring for 2 h ethyl acetate was added. The precipitate was filtered, washed with ethyl acetate and dried. Aqueous NaHCO₃ solution was added carefully. The precipitate was

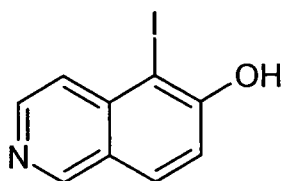
15 filtered and washed with NaHCO₃ solution until the filtrate had a pH of 8. Drying gave 23.78 g (88%) of compound 9 as an off-white solid.

¹H-NMR (d₆-DMSO): δ = 11.30 (1H, s), 9.13 (1H, s), 8.48 (1H, d, J = 5.9 Hz), 8.02 (1H, d, J = 8.8 Hz), 7.78 (1H, J = 5.9 Hz), 7.40 (1H, d, J = 8.8 Hz).

MS: m/z = 224 (MH⁺).

20

5-Iodoisoquinoline-6-ol (10)



Under argon atmosphere 1.77 g (12.2 mmol) of compound 7 were added to a solution of 5.0 g (13.5 mmol) bis(pyridin)iodonium tetrafluoroborate in 100 mL of dry

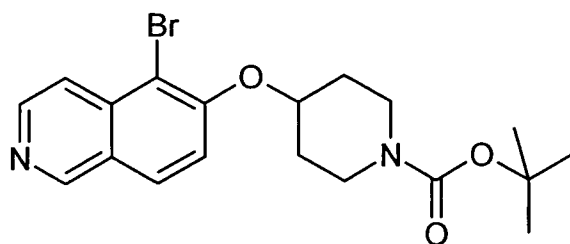
25 dichloromethane. A solution of 2.4 mL (4 g, 26.8 mmol) trifluoromethane sulfonic acid in 20 mL dry dichloromethane was added dropwise at 0°C and the mixture was stirred for 3 hours at room temperature. The solvents were removed by distillation and the

remainder was treated with aqueous NaHCO₃ solution. The precipitate was filtered, washed with water and dried to yield 3.2 g (97%) of compound 10 as a beige solid.

¹H-NMR (d₆-DMSO): δ = 9.09 (1H, s), 8.47 (1H, d, J = 6.1 Hz), 8.04 (1H, d, J = 8.8 Hz), 7.76 (1H, J = 6.1 Hz), 7.37 (1H, d, J = 8.8 Hz).

5 MS: m/z = 272 (MH⁺).

4-(5-Bromo-isoquinolin-6-yloxy)-piperidine-1-carboxylic acid tert-butyl ester (11)



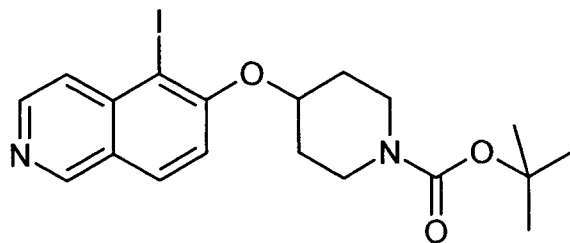
3.75 mL (4.15 g, 23.8 mmol) of diethyl azo dicarboxylate were added to 12.7 g (19.9 mmol) of polymer-bound triphenylphosphine (PS-PPh₃, approx. 1.6 mmol/g, Argonaut) in 250 mL of dichloromethane at 0°C and stirred for 15 min. 4.45 g (19.9 mmol) 5-bromo isoquinoline-6-ol (9), 4.0 g (19.9 mmol) Boc-(4-hydroxy)piperidine and 4.1 mL (3.0 g, 29.8 mmol) triethyl amine were added. The mixture was shaken for 16h. The polymer was removed by filtration through Celite and the solvents were distilled off. 20 mL dichloromethane were added and the precipitate was isolated by filtration. The crude product (8 g) was purified by flash chromatography using ethyl acetate/n-heptane as eluent to give 4.78 g (60%) of compound 11.

¹H-NMR (d₆-DMSO): δ = 9.24 (1H, s), 8.97 (1H, s), 8.56 (1H, d, J = 6 Hz), 8.20 (1H, d, J = 9 Hz), 7.85 (1H, d, J = 6 Hz), 7.75 (1H, d, J = 9 Hz), 5.02 (1H, m), 3.58 (2H, m), 3.40 (2H, m), 1.91 (2H, m), 1.70 (2H, m), 1.41 (9H, s).

MS: m/z = 407 (MH⁺).

The following building blocks were synthesized according to this method:

25 4-(5-Iodo-isoquinoline-6-yloxy)-piperidin-1-carboxylic acid tert-butyl ester (12)

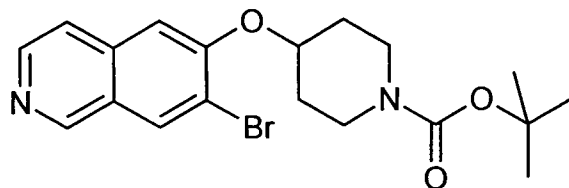


using compound 10 as starting material

$^1\text{H-NMR}$ (CDCl_3): δ = 9.04 (1H, s), 8.55 (1H, d, J = 6 Hz), 7.93 (1H, d, J = 9 Hz), 7.86 (1H, d, J = 6 Hz), 7.27 (1H, d, J = 9 Hz), 4.87 (1H, m), 3.66 (4H, m), 1.93 (4H, m), 1.48 (9H, s).

MS: m/z = 455 (MH^+).

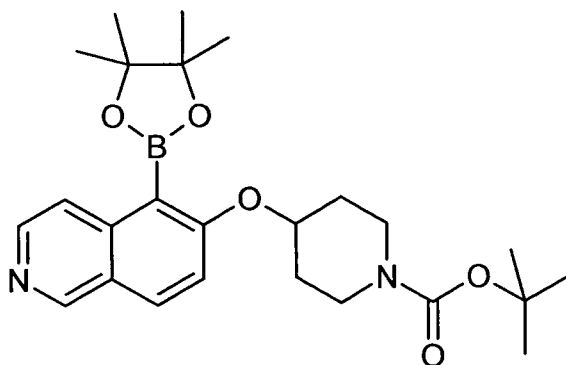
4-(7-Bromo-isoquinoline-6-yloxy)-piperidin-1-carboxylic acid tert-butyl ester (13)



10 using compound 1 as starting material

LCMS Method # 4, retention time 1.13 min, detected mass 407.4 [$\text{M}+\text{H}$] $^+$

4-[5-(4,4,5,5-Tetramethyl-[1,3,2]dioxaborolan-2-yl)-isoquinoline-6-yloxy]-piperidin-1-carboxylic acid tert-butyl ester (14)



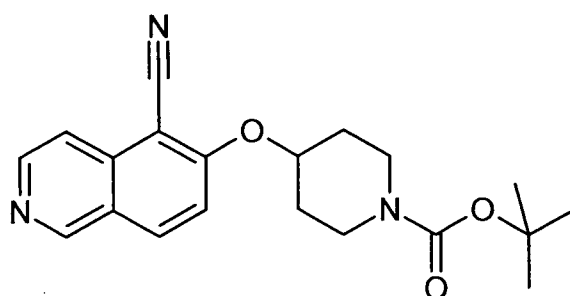
15

A solution of 0.55 g (1.34 mmol) 4-(5-bromo-isoquinolin-6-yloxy)-piperidine-1-carboxylic acid tert-butyl ester (11) in 14 mL of DMSO was added to a mixture of 1.0 g (4.0 mmol) bis(pinacolato)diboron, 0.78 g (8.0 mmol) K_2CO_3 and 29 mg (0.03 eq.) $\text{Pd}(\text{dppf})\text{Cl}_2$. Argon was bubbled through the mixture for 30 min and then the reaction

mixture was heated in a microwave reactor (CEM Discovery) to 100°C for 60 min. After cooling to room temperature water was added. The mixture was extracted with ethyl acetate. After removal of the solvent the product was isolated by flash chromatography (ethyl acetate/n-heptane) to yield: 269 mg (44%) of compound 14 as a white solid.

5 LCMS Method # 4, retention time 1.30 min, detected mass 433.3 [M+H]⁺

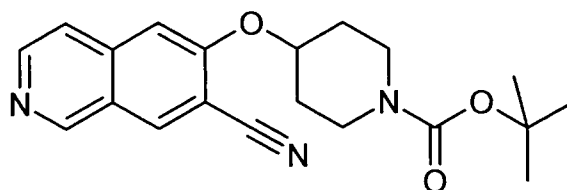
4-(5-Cyano-isoquinolin-6-yloxy)-piperidine-1-carboxylic acid tert-butyl ester (15)



10 Under argon atmosphere 47 mg (0.4 mmol) of Zn(CN)₂ and 23 mg of (0.02 eq) Pd(PPh₃)₄ were added to a solution 62 mg (0.4 mmol) of 4-(5-bromo-isoquinolin-6-yloxy)-piperidine-1-carboxylic acid tert-butyl ester (11) in DMF. The reaction was heated for 5 minutes to 150°C in a microwave reactor (CEM Discovery). After cooling to room temperature water and ethyl acetate were added. The mixture was filtered through celite, washed with ethyl acetate and concentrated to yield 176 mg of compound 15.

15 MS: m/z = 354 (MH⁺).

4-(7-Cyano-isoquinolin-6-yloxy)-piperidine-1-carboxylic acid tert-butyl ester (16)

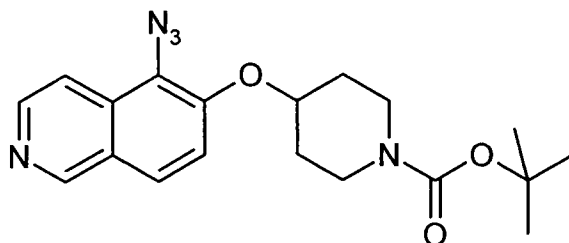


20 Under argon atmosphere 35 mg (0.3 mmol) of Zn(CN)₂ and 17 mg (0.05 eq) of Pd(PPh₃)₄ were added to a solution of 122 mg (0.3 mmol) of 4-(7-bromo-isoquinolin-6-yloxy)-piperidine-1-carboxylic acid tert-butyl ester (13) in DMF. The reaction was heated for 5 minutes to 150°C in a microwave reactor (CEM Discovery). After cooling to room temperature water and ethyl acetate were added. The mixture was filtered

through Celite, washed with ethyl acetate and concentrated. The crude product was purified by preparative HPLC to yield 77 mg of compound 16.

LCMS Method # 4, retention time 1.06 min, detected mass 354.5 [M+H]⁺

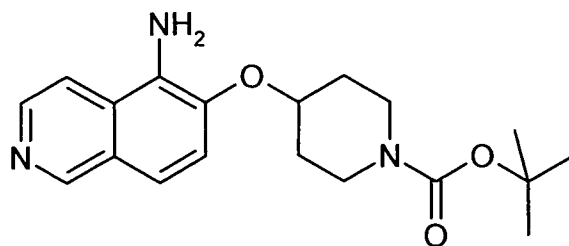
5 4-(5-Azido-isoquinoline-6-yloxy)- piperidin-1- carboxylic acid tert-butyl ester (17)



Under argon atmosphere 40 μ L (0.04 mmol) of 1N NaOH, 4.6 mg (0.04 mmol) of L-proline, 3.8 mg of (0.02 mmol) CuI and 15.6 mg (0.24 mmol) of NaN₃ were added to a solution of 91 mg (0.2 mmol) of 4-(5-iodo-isoquinoline-6-yloxy)-piperidin-1-carboxylic acid tert-butyl ester (12) in 2 mL of DMSO. The mixture was heated to 60°C for 18 h. NaN₃, NaOH and L-proline were added in the same amounts again and the reaction was heated to 60°C for 5 h. After cooling to room temperature water was added. The precipitate was filtered, washed with water and dried in vacuo to give 74 mg of compound 17, which was used without any additional purification.

15 MS: m/z = 370 (MH⁺).

4-(5-Amino-isoquinoline-6-yloxy)- piperidin-1- carboxylic acid tert-butyl ester (18)

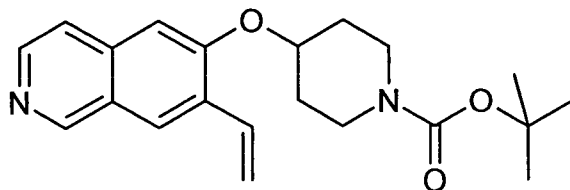


Under argon atmosphere 600 μ L (0.6 mmol) of 1N NaOH, 13.8 mg (0.12 mmol) L-proline, 7.6 mg (0.04 mmol) of CuI and 52 mg (0.8 mmol) of NaN₃ were added to a solution of 163 mg (0.4 mmol) 4-(5-bromo-isoquinoline-6-yloxy)-piperidin-1-carboxylic acid tert-butyl ester (11) in 0.6 mL of water. The mixture was heated to 95°C for 3 h in a microwave reactor (CEM Discovery). After cooling to room temperature water and ethyl acetate were added. The mixture was filtered through Celite, washed with ethyl

acetate and concentrated. The crude product was purified by preparative HPLC to yield 42 mg of compound 18 (containing some 11 as impurity).

LCMS Method # 4, retention time 0.97 min, detected mass 344.5 [M+H]⁺

5 4-(7-Vinyl-isoquinolin-6-yloxy)-piperidine-1-carboxylic acid tert-butyl ester (19)



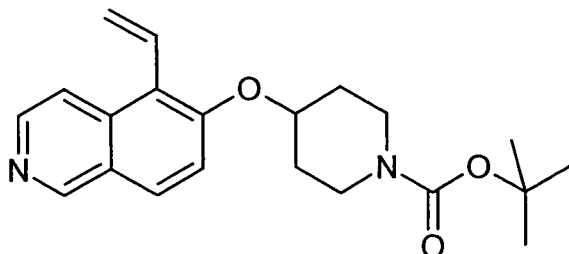
Under argon atmosphere 340 mg tributyl-vinyl-stannane (1.07 mmol, 1.2 eq.) and 103 mg of Pd(PPh₃)₄ (0.1 eq.) were added to a solution of 364 mg of 4-(7-Bromo-isoquinoline-6-yloxy)-piperidin-1-carboxylic acid tert-butyl ester (13) (0.98 mmol) in 4 ml of toluene. The reaction was heated to 100°C in a microwave reactor (CEM Discovery) for 1 h.

After cooling to room temperature water and ethyl acetate were added. The mixture was filtered through a Celite cartridge, washed with ethyl acetate and concentrated. The crude product was purified by preparative HPLC to yield 256 mg (81 %) of compound 19.

LCMS Method # 4, retention time 1.19 min, detected mass 355.5 [M+H]⁺

The following building blocks were synthesized according to this method:

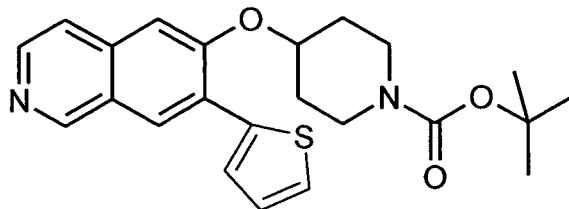
20 4-(5-Vinyl-isoquinolin-6-yloxy)-piperidine-1-carboxylic acid tert-butyl ester (19A)



using compound 11 as starting material

LCMS Method # 4, retention time 1.11 min, detected mass 355.4 [M+H]⁺

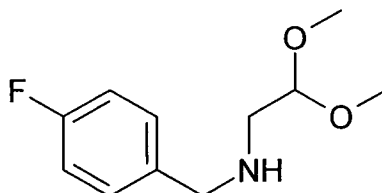
25 4-(7-Thiophen-2-yl-isoquinolin-6-yloxy)-piperidine-1-carboxylic acid tert-butyl ester (20)



using compound 13 and tributyl-thiophen-2-yl-stannane as starting materials.

LCMS Method # 4, retention time 1.26 min, detected mass 411.5 [M+H]⁺

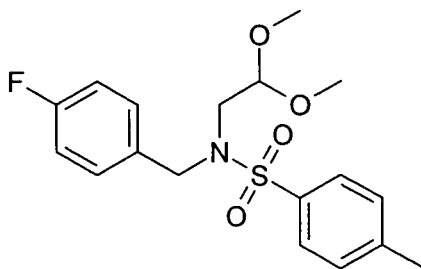
5 (2,2-Dimethoxy-ethyl)-(4-fluoro-benzyl)-amine (21)



12.4 g of 4-Fluorobenzaldehyde were dissolved in 100 mL of toluene and reacted with 10.5 g 2-Aminoacetaldehyde dimethylacetal and 1.90 g (10 mmol) p-toluenesulfonic acid monohydrate for two hours at a Dean Stark apparatus. The solution was allowed to cool down, extracted with saturated sodium bicarbonate, water and brine, dried over magnesium sulfate and evaporated to dryness. The crude product was dissolved in 100 mL of ethanol. 1.89 g of sodium borohydride were added portionwise. Stirring was continued overnight. For workup, acetic acid was added until no gas evolution could be observed. Then the solution was evaporated to dryness, taken up in dichloromethane and washed twice with water. The organic layer was extracted with brine, dried over magnesium sulfate and evaporated to dryness. The obtained crude product (20 g) was used for further reactions without purification. R_t = 0.86 min (Method #1). Detected mass: 182.1 (M-OMe⁻), 214.2 (M+H⁺).

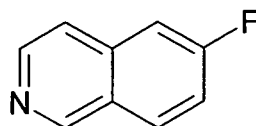
20

N-(2,2-Dimethoxy-ethyl)-N-(4-fluoro-benzyl)-4-methyl-benzenesulfonamide (22)



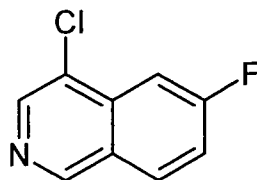
20 g (2,2-Dimethoxy-ethyl)-(4-fluoro-benzyl)-amine (21) were dissolved in 120 ml of dichloromethane. 20 mL of pyridine are added. At 0 °C a solution of 23.8 g p-toluenesulfonic acid chloride in dichloromethane was added dropwise. The reaction
5 was allowed to warm to room temperature and stirring is continued until conversion was completed. For workup, the reaction mixture was extracted twice with 2M hydrochloric acid, twice with sodium bicarbonate and once with brine. The organic layer was dried over magnesium sulfate, evaporated to dryness and the obtained crude product was purified by silica gel chromatography to yield 22.95g of compound
10 22 as an orange oil. $R_t = 1.71$ min (Method # 4). Detected mass: 336.1 (M-OMe⁻).

6-Fluoro-isoquinoline (23)



41.6 g of $AlCl_3$ were suspended in 400 mL of dichloromethane. At room temperature,
15 a solution of 22.95 g of N-(2,2-Dimethoxy-ethyl)-N-(4-fluoro-benzyl)-4-methylbenzenesulfonamide (22) in 150 ml of dichloromethane was added. Stirring was continued at room temperature overnight, the solution was poured on ice, the organic layer was separated, the aqueous phase was extracted twice with dichloromethane and the combined organic layers are then extracted twice with sodium bicarbonate.
20 The organic layer was dried over magnesium sulfate, evaporated to dryness and the obtained crude product (8.75g) is purified by silica gel chromatography to yield 2.74 g of compound 23. $R_t = 0.30$ min (Method # 4). Detected mass: 148.1 (M+H⁺).

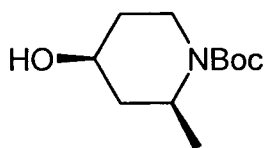
4-Chloro-6-fluoro-isoquinoline (24)



A solution of 1.5 g 6-fluoro-isoquinoline (23) in 4.5 ml sulfuryl chloride was heated to 60 °C in a microwave reactor (CEM Discovery) for 8 h. After cooling to room temperature the mixture was poured on ice and extracted three times with CHCl₃. After
5 drying over Na₂SO₄ the solvent was distilled off and the crude product was purified by flash chromatography to yield 930 mg of compound 24.
LCMS Method # 1, retention time 1.37 min, detected mass 182.01 [M+H]⁺

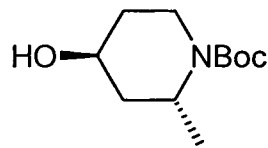
Cis and trans N-Boc-2-methyl-piperidin-4-ol (25 and 26)

10



racemic - cis

25



racemic - trans

26

213 mg (5.6 mmol) of NaBH₄ were added portionwise at 0°C to a solution of 1.0 g (4.7
15 mmol) 1-Boc-2-methyl-piperidin-4-on in 10 mL EtOH. The mixture was stirred at room temperature for another 2 h. The solvent was removed by distillation and the remainder was dissolved in water and ethyl acetate. The aqueous layer was extracted twice with ethyl acetated and the combined organic layers were dried over Na₂SO₄.
After filtration the solvent was removed by distillation and the crude product was
20 purified by column chromatography n-heptane/ethyl acetate (1/1) to yield 367 mg (36%) of the cis-isomer 25 and 205 mg (20%) of the trans-isomer 26 in addition to 97 mg (10%) mixture of both isomers.

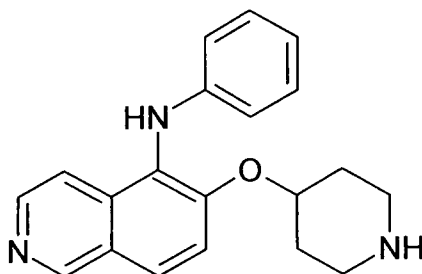
Cis-Isomer (25):

$^1\text{H-NMR}$ (CDCl_3): δ = 4.28 (1H, m), 4.17 (1H, m), 3.82 (1H, m), 3.26 (1H, m), 1.85 (1H, ddd, J = 14.7, 6.6, und 3.4 Hz), 1.77 (1H, m), 1.66 (2H, m), 1.33 (3H, d, J = 7.1 Hz).

Trans-Isomer (26):

- 5 $^1\text{H-NMR}$ (CDCl_3): δ = 4.50 (1H, m), 4.04 (1H, m), 3.95 (1H, m), 2.87 (1H, dt, J = 2.9 und 13.6 Hz), 1.93 (1H, m), 1.83 (1H, m), 1.53 (1H, m), 1.32 (1H, m), 1.14 (3H, d, J = 7.1 Hz).

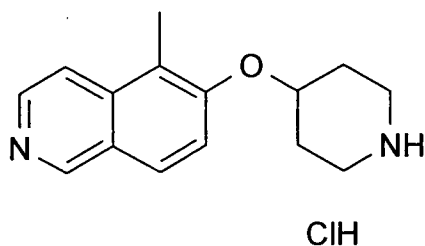
Phenyl-[6-(piperidin-4-yloxy)-isoquinolin-5-yl]-amine (27)



- 10 Under an argon atmosphere 81 mg (0.2 mmol) of 4-(5-bromo-isoquinolin-6-yloxy)-piperidine-1-carboxylic acid tert-butyl ester (11) and 24 mg (0.26 mmol) of aniline were added to a solution of 27 mg (0.28 mmol) of NaOtBu in 3 mL of toluene. After stirring at room temperature for 10 min., 9 mg (0.05 eq) of Pd_2dba_3 were added and the mixture
15 was heated to 100°C in a microwave reactor (CEM Discovery) for 1h. After cooling to room temperature water and ethyl acetate were added. The organic layer was separated, dried over Na_2SO_4 and concentrated. HPLC purification gave the Boc protected intermediate which was treated with 2 mL 5-6 N HCl in isopropanol for 2 h. The hydrochloride was filtered and subjected to another HPLC chromatography to
20 yield compound 27 as trifluoroacetate (31.3 mg).

LCMS Method # 2, retention time 0.78 min, detected mass 320.26 $[\text{M}+\text{H}]^+$

5-Methyl-6-(piperidin-4-yloxy)-isoquinoline hydrochloride (28)

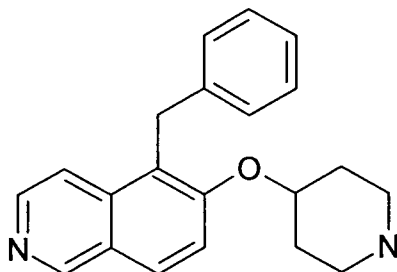


Under an argon atmosphere a 2 M solution of dimethyl zinc (0.5 mL, 93.7 mg, 4 eq.) in toluene was added to a solution of 100 mg (0.24 mmol) 4-(5-bromo-isoquinoline-6-yloxy)-piperidin-1-carboxylic acid tert-butyl ester (11) and 10 mg (1,1'-

- 5 bis(diphenylphosphino)ferrocen)palladium(II)chlorid (0.056 eq. Pd(dppf)Cl₂) in 3 mL of dioxane. The mixture was heated to 100 °C for 5 h. After cooling the solvents were distilled off and the remainder was subjected to preparative HPLC to give the Boc-protected intermediate which was treated with 5-6 N HCl in isopropanol for 2 h at room temperature. Removal of the solvents gave 13.7 mg (18%) of compound 28.

10 LCMS Method # 1, retention time 0.67 min, detected mass 243.24 [M+H]⁺

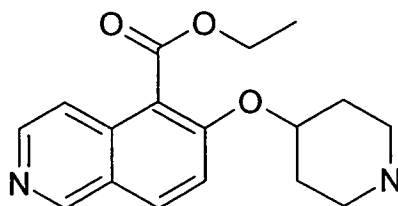
5-Benzyl-6-(piperidin-4-yloxy)-isoquinoline (29)



- 0.3 mL of water were added to a solution of 81 mg (0.2 mmol) of 4-(5-bromo-isoquinoline-6-yloxy)-piperidin-1-carboxylic acid tert-butyl ester (11), 195 mg (0.6 mmol) of Cs₂CO₃, 14.6 mg (0.02 mmol) of Pd(dppf)Cl₂ and 51 mg (0.26 mmol) of potassium benzyltrifluoroborate in 3 mL of THF. Argon was bubbled through the mixture for 10 minutes and then the reaction was heated to reflux for 16 h (incomplete conversion). After cooling to room temperature water and ethyl acetate were added.
- 20 The organic layer was separated, dried over Na₂SO₄. After removal of the solvents 2 mL 5-6 N HCl in isopropanol was added. After 2 h the solvents were distilled off and the remainder was subjected twice to preparative HPLC to give 3.5 mg compound 29 as trifluoroacetate.

LCMS Method # 3, retention time 0.56 min, detected mass 319.23 [M+H]⁺

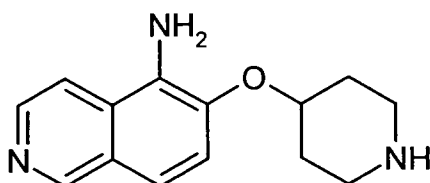
6-(Piperidin-4-yloxy)-isoquinoline-5-carboxylic acid ethyl ester (30)



A solution of 200 mg (0.44 mmol) 4-(5-iodo-isoquinoline-6-yloxy)-piperidin-1-carboxylic acid tert-butyl ester (12), 107 mg (0.88 mmol) of DMAP, 4.7 mg (0.1 eq) of Pd on charcoal (10%), 150 μ L (0.88 mmol) of triethyl amine and 58 mg (0.22 mmol) of Mo(CO)₆ in 3 mL of ethanol was heated to 135°C for 1 h in a microwave reactor (CEM Discovery). Then water and ethyl acetate were added and the mixture was filtered through a Celite cartridge. After removal of the solvents the remainder was subjected to preparative HPLC to give the 7.4 mg Boc-protected intermediate. To remove the Boc group the intermediate was treated with 2 mL 5-6 N HCl in isopropanol at room temperature for 2 h. Purification by preparative HPLC gave 2.5 mg of compound 30 as TFA salt.

LCMS Method # 3, retention time 0.14 min, detected mass 301.29 [M+H]⁺

6-(Piperidin-4-yloxy)-isoquinolin-5-ylamine (31)

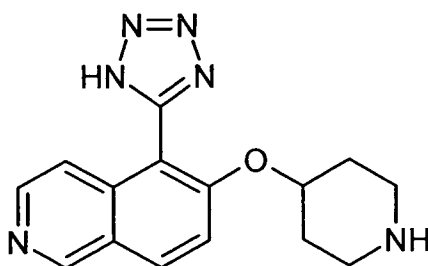


60 μ L of 1N NaOH-solution, 6.9 mg (0.3 eq) of L-proline, 3.8 mg (0.1 eq) of CuI and 26 mg (0.4 mmol) of NaN₃ were added to a solution of 82 mg (0.2 mmol) of 4-(5-Bromo-isoquinolin-6-yloxy)-piperidine-1-carboxylic acid tert-butyl ester (11) in 2 mL of ethanol/water (7/3). The mixture was heated to 95°C for 3 h in a microwave reactor (CEM Discover). After cooling water and ethyl acetate were added and the mixture was filtered through a celite cartridge. After removal of the solvents by distillation the remainder was subjected to preparative HPLC. The N-Boc-protected intermediate was deprotected by treatment with 2 mL 5-6 N HCl in isopropanol for 2 h at room temperature. Then water was added and all solvents were removed by freeze drying to yield 18 mg of compound 31 as hydrochloride.

¹H-NMR (d₆-DMSO): δ = 9.60 (1H, s), 8.95 (2H, br s), 8.56 (1H, d, J = 7.1 Hz), 8.41 (1H, d, J = 7.1 Hz), 7.85 (1H, d, J = 9.0 Hz), 7.81 (1H, d, J = 9.0 Hz), 5.03 (1H, m), 3.13 (1H, m), 2.92 (1H, m), 2.15 (2H, m), 1.99 (2H, m), 1.84 (1H, m), 1.55 (1H, m).
LCMS Method # 1, retention time 0.35 min, detected mass 244.25 [M+H]⁺

5

6-(Piperidin-4-yloxy)-5-(1H-tetrazol-5-yl)-isoquinoline (32)

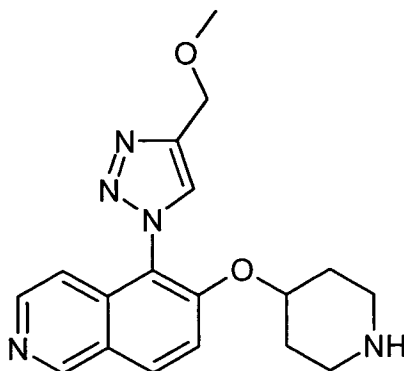


Under argon atmosphere 78 mg (1.2 mmol) of NaN₃ and 64 mg (1.2 mmol) of NH₄Cl were added to a solution of 35 mg (0.1 mmol) 4-(5-Cyano-isoquinolin-6-yloxy)-piperidine-1-carboxylic acid tert-butyl ester (15) in 1 mL of DMF. The mixture was heated to approximately 160°C and 7 bar pressure for 3 h in a microwave reactor (CEM Discovery). After cooling to room temperature aqueous NH₄Cl-solution and dichloromethane was added. The mixture was filtered through a phase separation cartridge and the aqueous layer was washed twice with dichloromethane. The organic layers were combined and the solvents were distilled off. The remainder was subjected to preparative HPLC to yield 4 mg (8%) of compound 32 as trifluoroacetate. LCMS Method # 3, retention time 0.90 min, detected mass 297.04 [M+H]⁺

10

15

5-(4-Methoxymethyl-[1,2,3]triazol-1-yl)-6-(piperidin-4-yloxy)-isoquinoline (33)



20

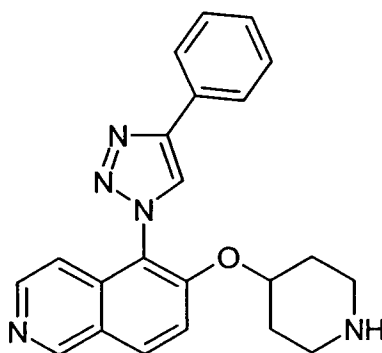
4 mg (0.1 eq.) of sodium ascorbate and 0.5 mg (0.01 eq.) of Copper(II)sulfate-hydrate were added to a solution of 73 mg (0.2 mmol) of 4-(5-Azido-isoquinoline-6-yloxy)-

piperidin-1- carboxylic acid tert-butyl ester (17) and 14 mg (0.2 mmol) of methyl propargyl ether in 4 ml of water/tert-butanol (1/1). The mixture was stirred for 18 h at room temperature. Then ethyl acetate was added and the mixture was filtered through a Celite cartridge. After removal of the solvents the remainder was subjected to
5 preparative HPLC. The N-Boc-protected intermediate was deprotected by treatment with 2 mL 5-6 N HCl in isopropanol for 2 h at room temperature. Then the solvent was evaporated and the product was isolated by preparative HPLC to yield 2.8 mg compound 33 as trifluoroacetate.

LCMS Method # 3, retention time 0.08 min, detected mass 340.17 [M+H]⁺

10

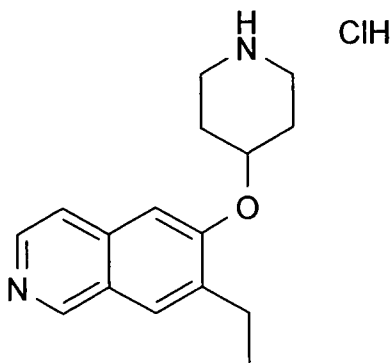
5-(4-Phenyl-[1,2,3]triazol-1-yl)-6-(piperidin-4-yloxy)-isoquinoline (34)



According to the procedure described for compound 33 the title compound was
15 obtained using 20 mg (0.2 mmol) phenylacetylene. Yield 2.5 mg of compound 34 as trifluoroacetate.

LCMS Method # 3, retention time 0.14 min, detected mass 372.2 [M+H]⁺

7-Ethyl-6-(piperidin-4-yloxy)-isoquinoline hydrochloride (35)



20

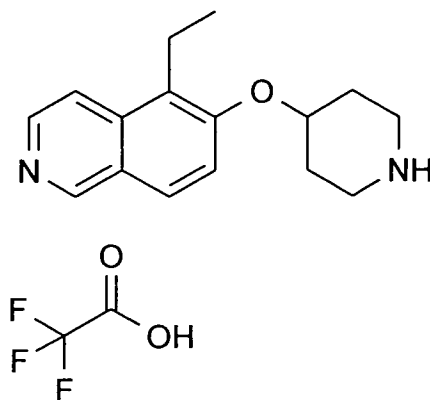
1 mg of 5 % Palladium on charcoal (0.02 eq.) was added to a solution of 174 mg 4-(7-Vinyl-isoquinolin-6-yloxy)-piperidine-1-carboxylic acid tert-butyl ester (19) (0.49 mmol, 1 eq.) in 15 mL of methanol. The olefin was hydrogenated under 5 bar H₂ at ambient temperature over night. Only partial conversion was observed, thus the catalyst was removed by filtration and fresh catalyst was added. Another treatment under the same hydrogenation conditions completed the reaction. Then the catalyst was removed by filtration and the crude product was purified by preparative HPLC to give 97 mg of the Boc protected intermediate.

The protecting group was removed by treatment with 5-6 N HCl in isopropanol for 2 h at room temperature. The solvent was distilled off and water and acetonitrile were added. Freeze drying of the mixture gave 53 mg of compound 35.

LCMS Method # 1, retention time 0.71 min, detected mass 257.18 [M+H]⁺

The following example compound was synthesized according to this method:

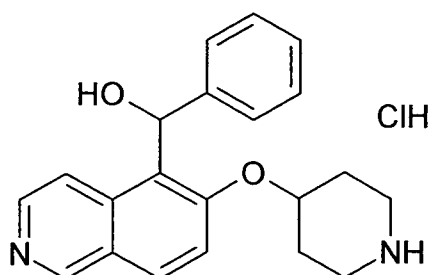
15 5-Ethyl-6-(piperidin-4-yloxy)-isoquinoline trifluoroacetate (36)



using compound 19A as the starting material

LCMS Method # 2, retention time 0.17 min, detected mass 257.21 [M+H]⁺

20 Phenyl-[6-(piperidin-4-yloxy)-isoquinolin-5-yl]-methanol hydrochloride (37)



At -78°C 0.6 mL (0.98 mmol, 1.6 M in hexane) n-butyl lithium were added to a solution of 200 mg (0.49 mmol, 1 eq.) 4-(5-Bromo-isoquinolin-6-yloxy)-piperidine-1-carboxylic acid tert-butyl ester (11) in 3 mL of THF. After 30 min 110 μL (115 mg, 1.08 mmol) of benzaldehyde were added and the mixture was allowed to warm to ambient

5 temperature. After 2 h of stirring at room temperature water and ethyl acetate were added. The layers were separated and the organic layer was washed with water and brine. After drying over Na_2SO_4 and evaporation of the solvent the remainder was subjected to preparative HPLC to yield the Boc protected intermediate.

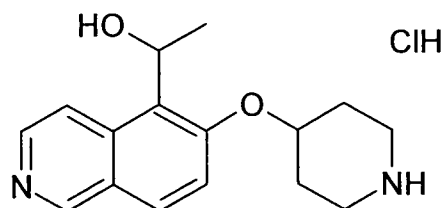
The Boc group was removed by dissolving the intermediate in isopropanol and addition
10 of 5-6 N HCl in isopropanol. The precipitated hydrochloride was isolated by filtration to yield 5.2 mg of compound 37 (3 %).

$^1\text{H-NMR}$ ($\text{d}_6\text{-DMSO}$): $\delta = 9.43$ (1H, s), 8.50 (1H, br s), 8.40 (1H, br s), 8.30 (3H, m), 7.87 (1H, d, $J = 9.2$ Hz), 7.33 (2H, d, $J = 7.4$ Hz), 7.28 (2H, t, $J = 7.4$ Hz), 7.19 (1H, t, $J = 7.4$ Hz), 6.74 (1H, s), 6.34 (1H, s), 5.10 (1H, m), 3.25 (2H, m), 3.15 (2H, m), 2.19
15 (2H, m), 1.93 (2H, m).

LCMS Method # 1, retention time 0.80 min, detected mass 335.22 $[\text{M}+\text{H}]^+$

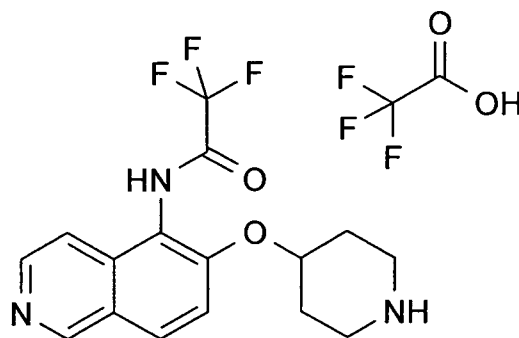
The following example compound was also synthesized according to this method:

20 1-[6-(Piperidin-4-yloxy)-isoquinolin-5-yl]-ethanol hydrochloride (38)



LCMS Method # 1, retention time 0.55 min, detected mass 273.2 $[\text{M}+\text{H}]^+$

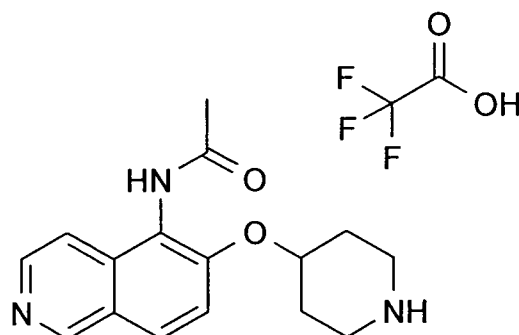
2,2,2-Trifluoro-N-[6-(piperidin-4-yloxy)-isoquinolin-5-yl]-acetamide trifluoro-acetate (39)



62.8 mg of potassium carbonate (0.46 mmol, 4 eq.) and 10.7 μ L of methanesulfonyl chloride (0.13 mmol, 1.2 eq.) were added to a solution of 39 mg (0.11 mmol) of 4-(5-Amino-isoquinoline-6-yloxy)- piperidin-1- carboxylic acid tert-butyl ester (18)

- 5 (containing some compound 11) in 3 mL DMF. The reaction was stirred for 4 h at room temperature. Then water and ethyl acetate were added. The mixture was filtered through Celite, washed with ethyl acetate and concentrated to yield a single product. The N-Boc-protected intermediate was deprotected by treatment with 2 mL 5-6 N HCl in isopropanol for 2 h at room temperature. Then the solvent was evaporated and the
- 10 product was isolated by preparative HPLC to yield 18.5 mg of compound 39. LCMS Method # 1, retention time 0.39 min, detected mass 340.15 $[M+H]^+$

N-[6-(Piperidin-4-yloxy)-isoquinolin-5-yl]-acetamide trifluoro-acetate (40)

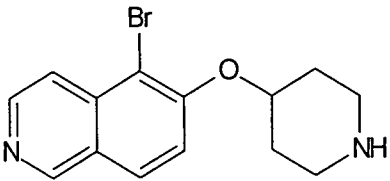
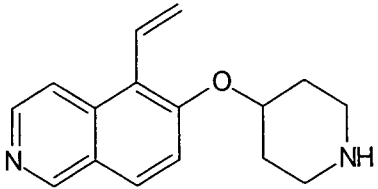
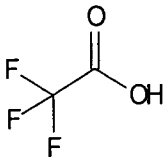


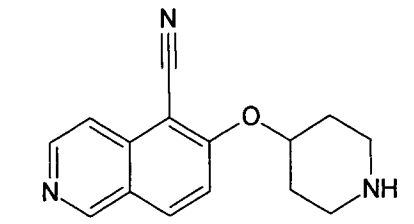
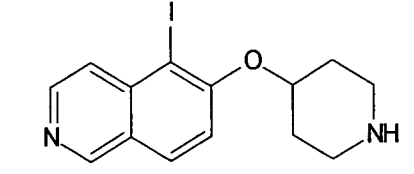
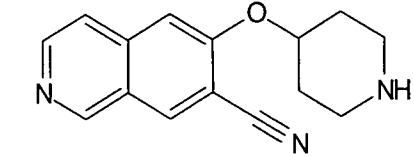
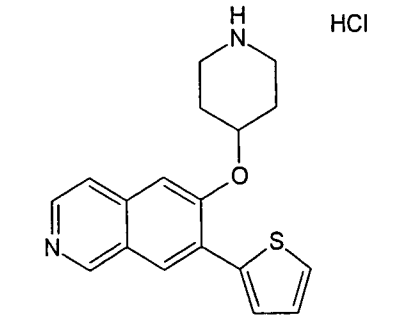
- 15 Under argon atmosphere 81.5 mg (0.2 mmol) of 4-(5-bromo-isoquinoline-6-yloxy)- piperidin-1-carboxylic acid tert-butyl ester (11) and 14.2 mg of acetamide (0.24 mmol, 1.2 eq.) were added to a solution of 27 mg (0.28 mmol, 1.4 eq) of NaOtBu in 3 mL toluene. After stirring for 10 minutes at room temperature 9.1 mg (0.01 mmol, 0.05 eq) Pd₂(dba)₃ and 11.9 mg (0.04 mmol, 0.2 eq) of 2-(dt-butylphosphino)biphenyl were
- 20 added. The reaction was heated to 120 °C for 2 h in a microwave reactor (CEM Discovery). Then water and ethyl acetate were added. The mixture was filtered

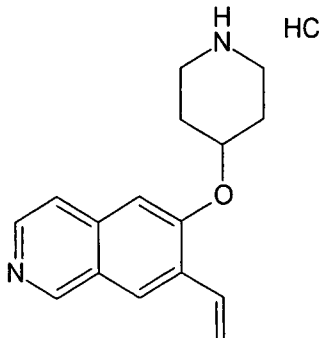
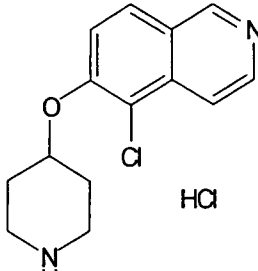
- through Celite, washed with ethyl acetate and concentrated. The remainder was subjected twice to preparative HPLC to yield the N-Boc-protected intermediate. The N-Boc-protected intermediate was deprotected by treatment with 2 mL 5-6 N HCl in isopropanol for 2 h at room temperature. Then the solvent was evaporated and the product was isolated by preparative HPLC to yield 2.5 mg of compound 40.
- 5 LCMS Method # 3, retention time 0.15 min, detected mass 286.15 [M+H]⁺

General procedure for Boc-deprotection of building blocks:

- 10 The corresponding N-Boc-protected compounds were treated with 5-6 N HCl in isopropanol for 2 h at room temperature. The precipitated hydrochlorides were isolated by filtration and dried. If necessary, additional purification by preparative HPLC was performed.

No.	Compound	Starting material	LCMS Method #	Retention time	Detected mass [M+H] ⁺
41	 HCl	11	2	0.57	307.13
42	 	19A	2	0.64	255.19

No.	Compound	Starting material	LCMS Method #	Retention time	Detected mass [M+H] ⁺
43	 HCl	15	2	0.46	254.15
44	 HCl	12	1	0.67	355.04
45	 HCl	16	1	0.64	254.13
46	 HCl	20	1	0.87	311.12

No.	Compound	Starting material	LCMS Method #	Retention time	Detected mass [M+H] ⁺
47		19	1	0.72	255.19
48		8	1	0.52	263.10

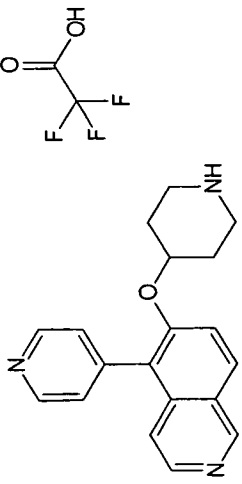
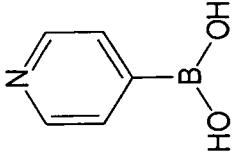
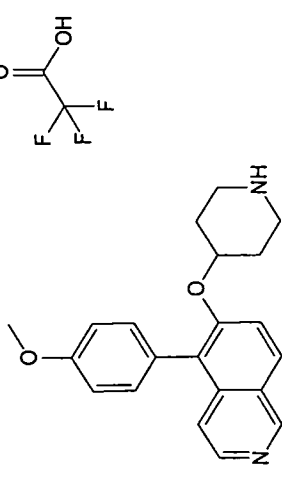
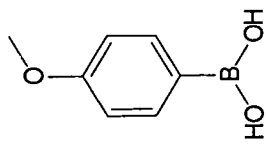
General procedure for Suzuki-coupling with 4-(5-Bromo-isoquinoline-6-yloxy)-piperidin-1- carboxylic acid tert-butyl ester (11)

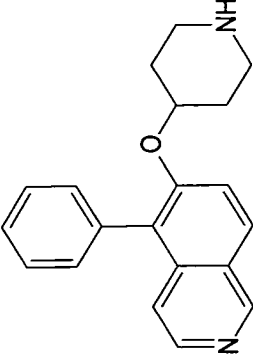
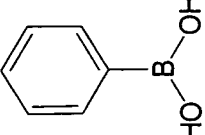
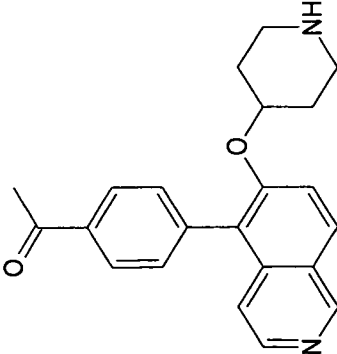
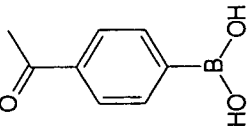
- 5 Aqueous Na₂CO₃ solution (0.2 ml, 0.4 mmol, 2 eq. 2M) was added to a solution of 81 mg (0.2 mmol, 1 eq.) of 4-(5-Bromo-isoquinoline-6-yloxy)-piperidin-1- carboxylic acid tert-butyl ester (11) and 1.5 eq. (0.3 mmol) of the corresponding boronic acid (reagent 2) in 3 mL of DME. Argon was bubbled through the reaction mixture for 10 min. Then 23 mg (0.1 eq.) Pd(PPh₃)₄ were added and the reaction was stirred at 95 °C overnight
- 10 under Argon atmosphere. After cooling 2 mL of water and 10 mL of ethyl acetate were added. The organic layer was separated, dried and the solvent was distilled off. The remainder was subjected to preparative HPLC.

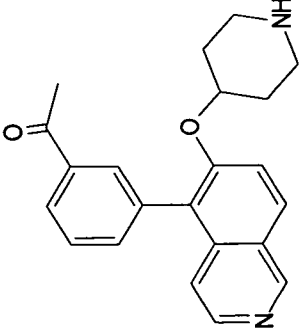
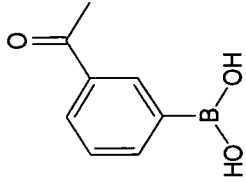
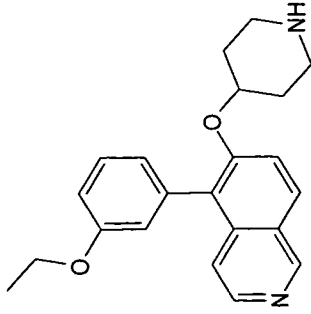
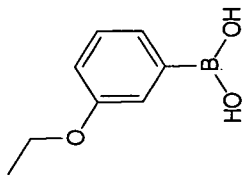
The Boc group was removed by dissolving the intermediate in isopropanol and addition of 5-6 N HCl in isopropanol. The precipitate was isolated by filtration.

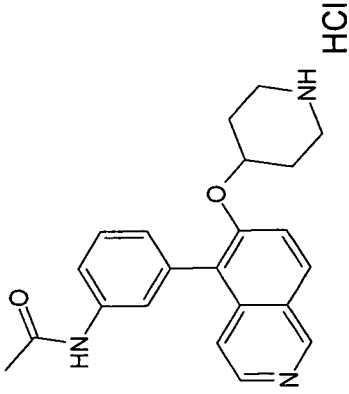
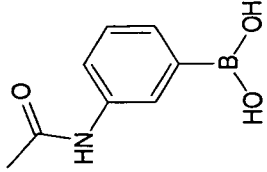
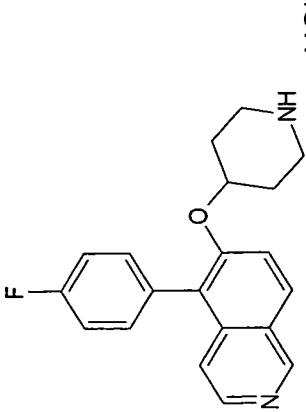
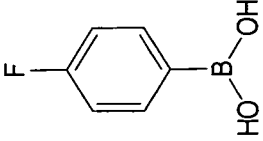
In some reactions no hydrochloride precipitated or the purity of the precipitate was unsatisfactory. In these cases the solvent was distilled off and the remainder was purified by preparative HPLC.

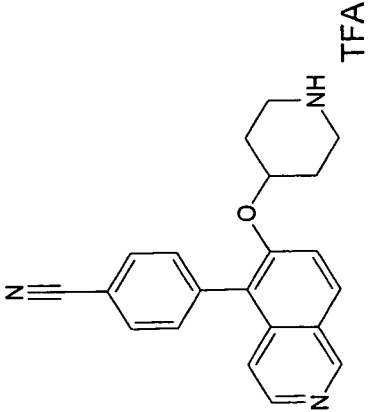
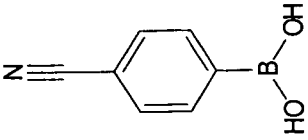
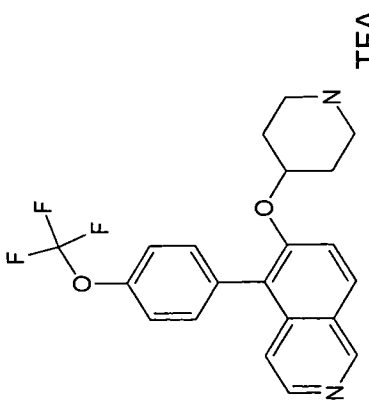
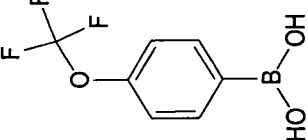
- 5 The following examples were synthesized using this method:

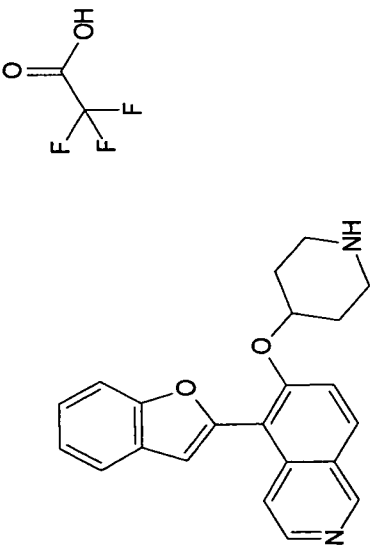
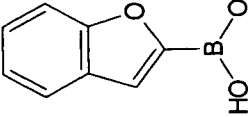
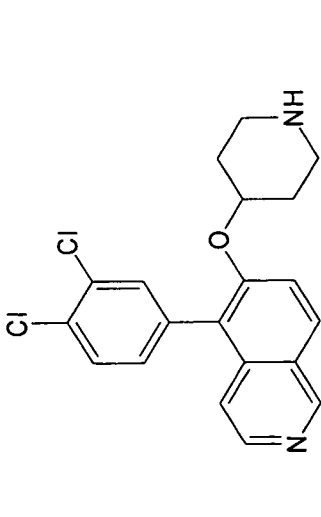
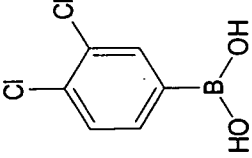
No.	Compound	Reagent 1	Reagent 2	Method #	retention time	detected mass [M+H] ⁺
49		11		2	0.15	306.22
50		11		4	0.75	335.20

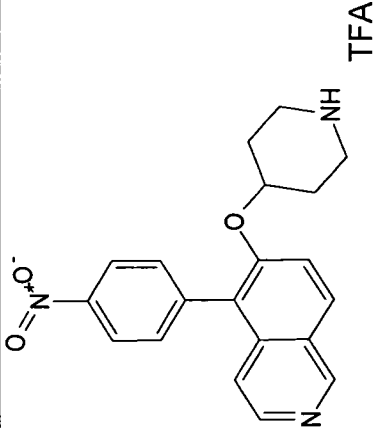
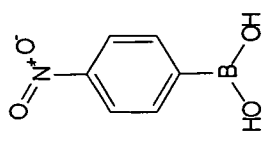
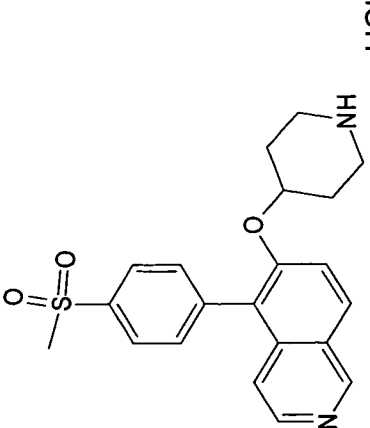
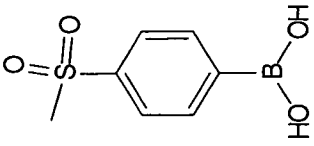
No.	Compound	Reagent 1	Reagent 2	Method #	retention time	detected mass [M+H] ⁺
51	<p>HCl</p> 	11		4	0.76	305.15
52		11		1	0.81	347.18

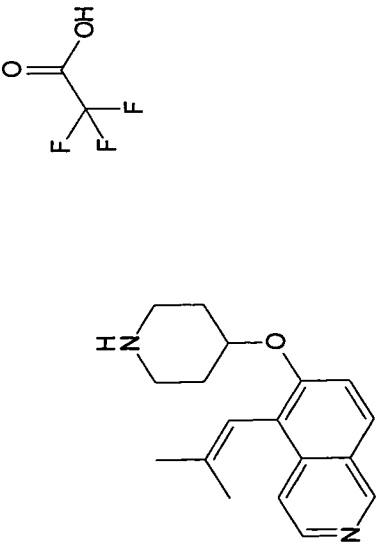
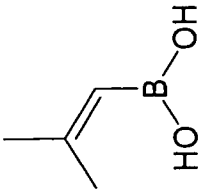
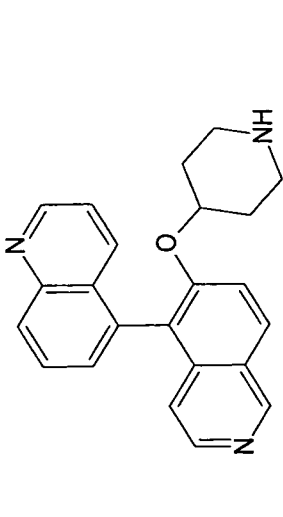
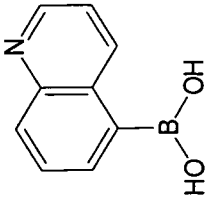
No.	Compound	Reagent 1	Reagent 2	Method #	retention time	detected mass [M+H] ⁺
53	 <chem>CC(=O)c1ccc(cc1)-c2nc3ccccc23OC4CCNCC4.Cl</chem>	11	 <chem>CC(=O)c1ccc(cc1)B(O)O</chem>	1	0.84	347.17
54	 <chem>CCOC1=CC=C(C=C1)-c2nc3ccccc23OC4CCNCC4.Cl</chem>	11	 <chem>CCOC1=CC=C(C=C1)B(O)O</chem>	1	0.90	349.24

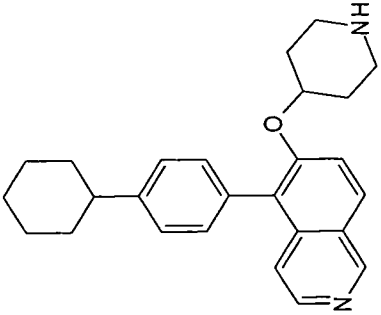
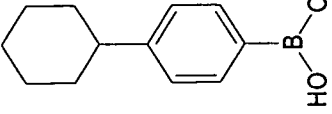
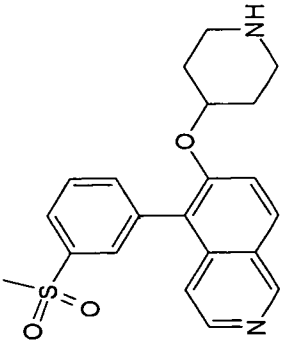
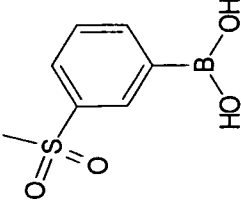
No.	Compound	Reagent 1	Reagent 2	Method #	retention time	detected mass [M+H] ⁺
55		11		1	0.75	362.22
56		11		1	0.88	323.20

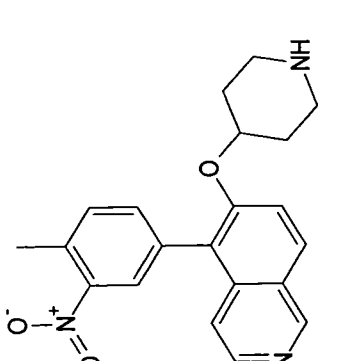
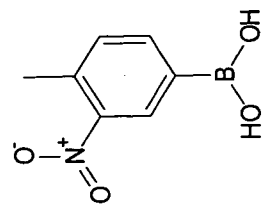
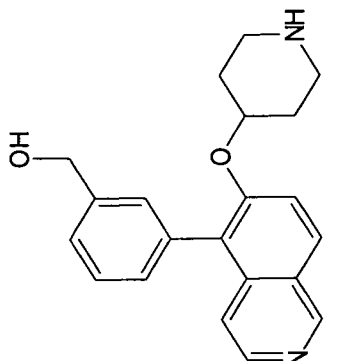
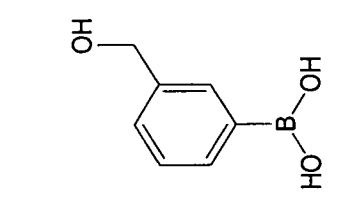
No.	Compound	Reagent 1	Reagent 2	Method #	retention time	detected mass [M+H] ⁺
57		11		3	0.44	371.24 [M+MeCN+H] ⁺
58		11		3	1.09	389.13

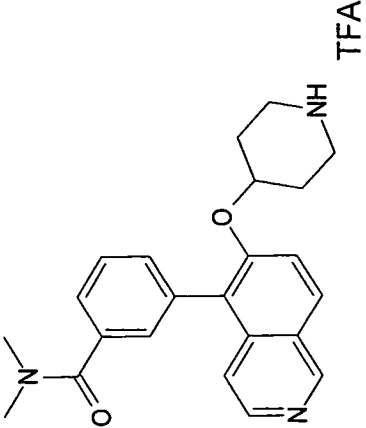
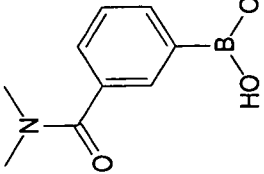
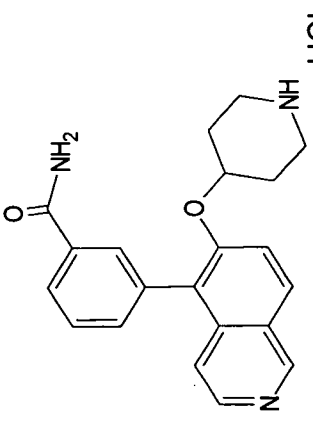
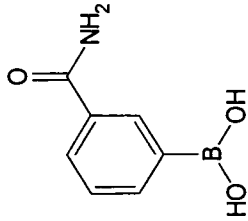
No.	Compound	Reagent 1	Reagent 2	Method #	retention time	detected mass [M+H] ⁺
59		11		3	1.02	345.14
60		11		3	1.06	373.03

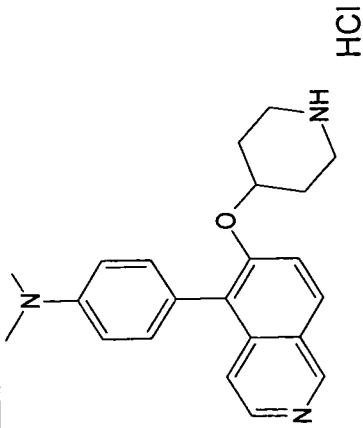
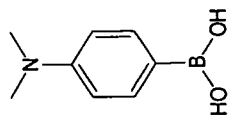
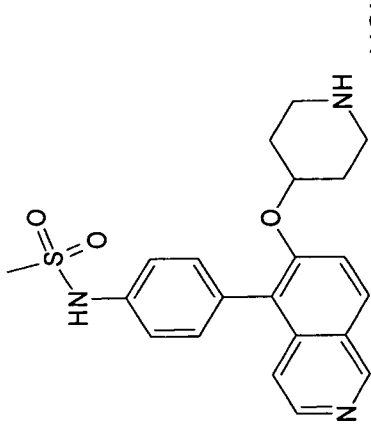
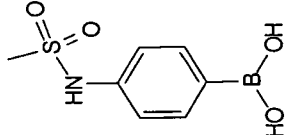
No.	Compound	Reagent 1	Reagent 2	Method #	retention time	detected mass [M+H] ⁺
61	 TFA	11		1	0.87	350.16
62	 HCl	11		1	0.72	383.14

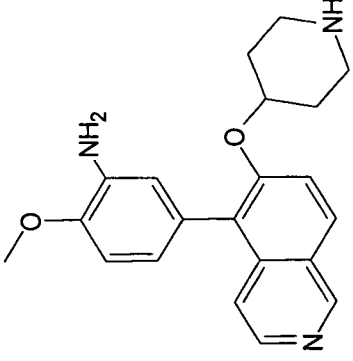
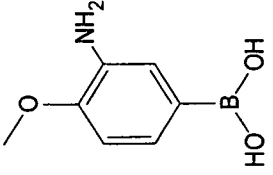
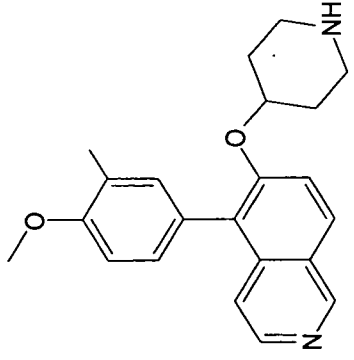
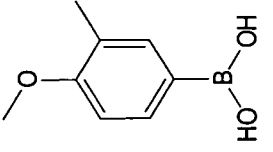
No.	Compound	Reagent 1	Reagent 2	Method #	retention time	detected mass [M+H] ⁺
62A		11		1	0.79	283.18
63		11		2	0.18 0.47	356.21 356.23

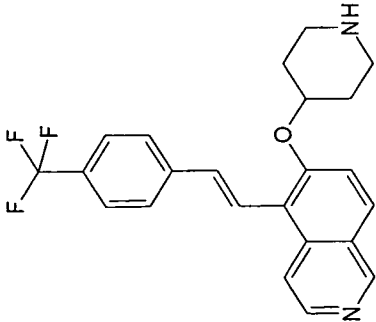
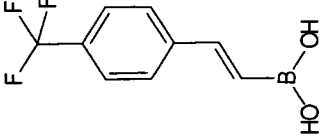
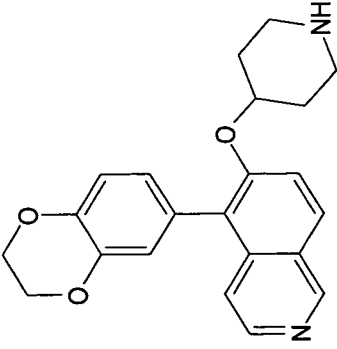
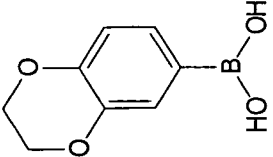
No.	Compound	Reagent 1	Reagent 2	Method #	retention time	detected mass [M+H] ⁺
64	 <p>TFA</p>	11		2	1.31	387.30
65	 <p>HCl</p>	11		2	0.73	383.21

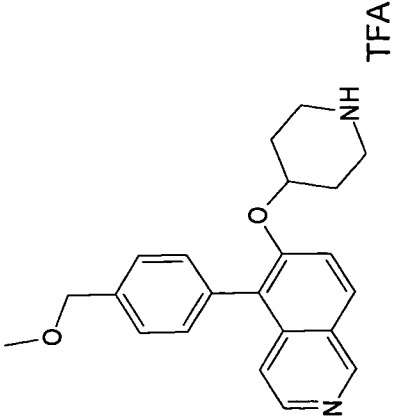
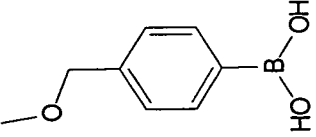
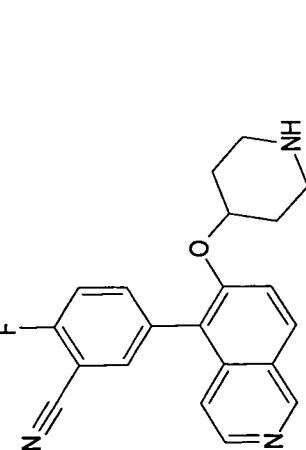
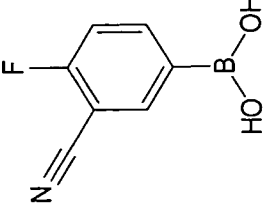
No.	Compound	Reagent 1	Reagent 2	Method #	retention time	detected mass [M+H] ⁺
66	 <p>TFA</p>	11		1	0.90	364.15
67	 <p>TFA</p>	11		1	0.76	335.17

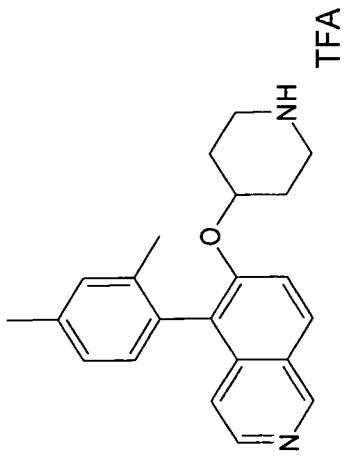
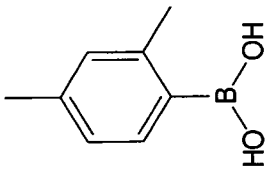
No.	Compound	Reagent 1	Reagent 2	Method #	retention time	detected mass [M+H] ⁺
68	 <p>TFA</p>	11		3	0.42	376.18
69	 <p>HCl</p>	11		2	0.61	348.23

No.	Compound	Reagent 1	Reagent 2	Method #	retention time	detected mass [M+H] ⁺
70		11		1	0.61	348.21
71		11		4	0.75	398.15

No.	Compound	Reagent 1	Reagent 2	Method #	retention time	detected mass [M+H] ⁺
72	 <p style="text-align: right;">TFA</p>	11		2	0.64	350.24
73	 <p style="text-align: right;">TFA</p>	11		2	0.93	349.24

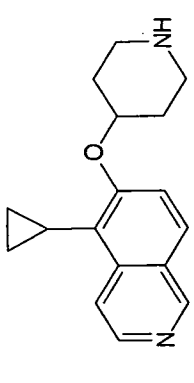
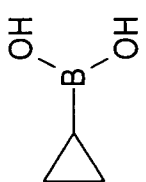
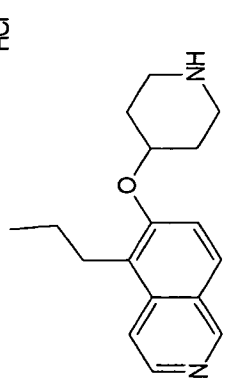
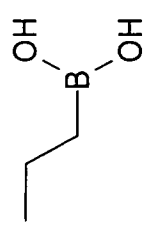
No.	Compound	Reagent 1	Reagent 2	Method #	retention time	detected mass [M+H] ⁺
74	 <p style="text-align: right;">TFA</p>	11		2	1.22	399.23
75	 <p style="text-align: right;">TFA</p>	11		2	0.75	363.23

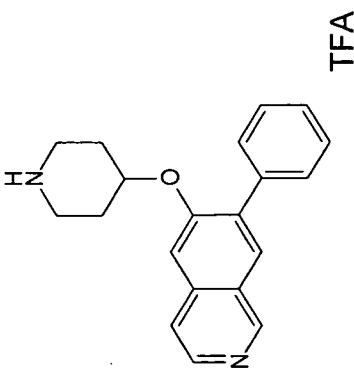
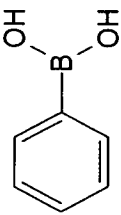
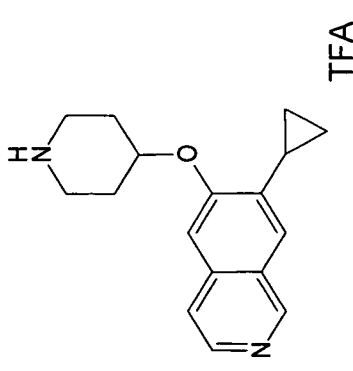
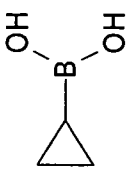
No.	Compound	Reagent 1	Reagent 2	Method #	retention time	detected mass [M+H] ⁺
76	 TFA	11		2	0.87	349.25
77	 TFA	11		2	0.81	348.20

No.	Compound	Reagent 1	Reagent 2	Method #	retention time	detected mass [M+H] ⁺
78	 TFA	11		2	1.00	333.25

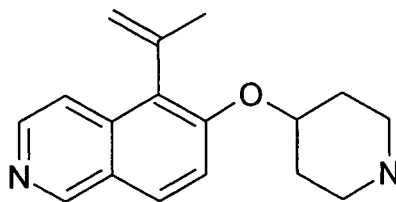
Suzuki coupling procedure for variation in the 5- and 7-position

- The base was added to a solution of reagent 1 (typically 0.2 mmol) and reagent 2 in DME. Argon was bubbled through the reaction mixture for 10 min. Then the catalyst
- 5 was added and the reaction was stirred at reflux temperature overnight under Argon atmosphere. After cooling 2 mL of water and 10 mL of ethyl acetate were added. The mixture was filtered through a celite cartridge. The solvents were removed by distillation and the remainder was subjected to preparative HPLC.
- The isolated intermediate was deprotected by treatment with 2 mL 5-6 N HCl in
- 10 isopropanol for 2 h at room temperature. The solvent was distilled off and the precipitate was isolated by filtration. In some reactions no hydrochloride precipitated or the purity of the precipitate was unsatisfactory. In these cases the solvent was distilled off and the remainder was purified by preparative HPLC.
- 15 Using this method the following examples were prepared:

No.	Compound	Reagent 1	Reagent 2	Catalyst	Base	LCMS Method #	Retention time	Detecte d mass [M+H] ⁺
79	 HCl	12		0.05 eq. PdOAc ₂ 0.1 eq. P(Cy) ₃	3.5 eq. K ₃ PO ₄	2	0.66	269.17
80	 HCl	12		0.05 eq. PdOAc ₂ 0.1 eq. P(Cy) ₃	3.5 eq. K ₃ PO ₄	1	0.81	271.19

No.	Compound	Reagent 1	Reagent 2	Catalyst	Base	LCMS Method #	Retention time	Detecte d mass [M+H] ⁺
81	 TFA	13		0.15 eq. Pd(PPh ₃) ₄	2 eq. K ₂ CO ₃	1	0.87	305.16
82	 TFA	13		0.15 eq. Pd(PPh ₃) ₄	2 eq. K ₂ CO ₃	1	0.85	269.2

5-Isopropenyl-6-(piperidin-4-yloxy)-isoquinoline (83)

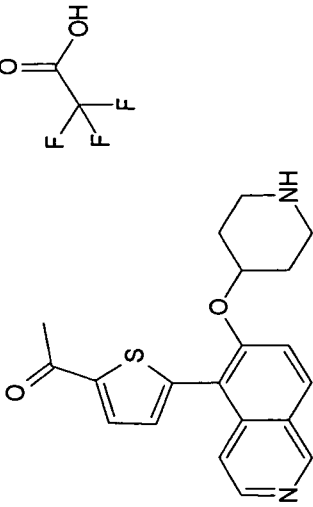
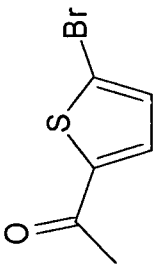
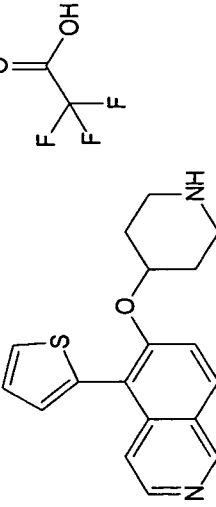
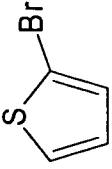


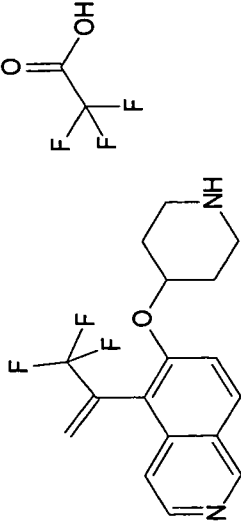
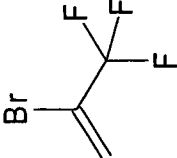
85 mg (0.62 mmol) of K_2CO_3 and 70 mg (0.15 mmol) of 4-[5-(4,4,5,5-Tetramethyl-[1,3,2]dioxaborolan-2-yl)-isoquinoline-6-yloxy]-piperidin-1-carboxylic acid tert-butyl ester (14) were added to a solution of 22 mg (0.18 mmol) 2-Bromo-propene in 2mL of DMF. Under argon atmosphere 5.6 mg (0.05 eq) of $Pd(dppf)Cl_2$ were added and the mixture was heated to 100°C for 16 h. After cooling to room temperature water and dichloromethane were added. The mixture was filtered through a Celite cartridge. The solvents were removed by distillation and the remainder was subjected to preparative HPLC. The isolated intermediate was deprotected by treatment with 2 mL 5-6 N HCl in isopropanol for 2 h at room temperature. The solvent was distilled off and compound 83 was isolated by preparative HPLC to give 3.2 mg as the trifluoroacetate. LCMS Method # 3, retention time 0.15 min, detected mass 269.15 $[M+H]^+$

15 Using this method the following examples were prepared:

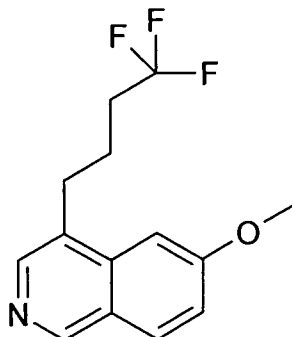
20

25

No.	Compound	Reagent	LCMS Method #	retention time	detected mass [M+H] ⁺
84			3	0.14	353.16
85			3	0.41	311.22

No.	Compound	Reagent	LCMS Method #	retention time	detected mass [M+H] ⁺
86			3	0.56	323.15

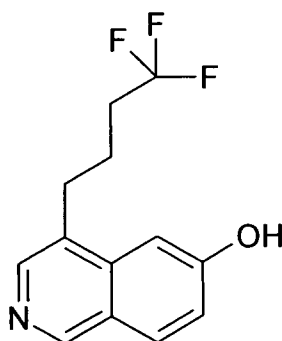
6-Methoxy-4-(4,4,4-trifluoro-butyl)-isoquinoline (87)



2 g 6-Methoxy-isoquinoline were dissolved in 25 mL of dry tetrahydrofuran. 12.56 mL of a 1 M solution of potassium triethyl borohydrate were added dropwise. The solution was allowed to stir at room temperature for 2 h, then 3,29 g of 4,4,4-Trifluoro-1-iodobutane were added dropwise. The solution was allowed to stir overnight, then 32 mL of 1M sodium hydroxide and 12 mL of sodium peroxide solution (35%) were added. Stirring was continued for another 3 hrs, then the solution was diluted with dichloromethane, extracted with water and brine and the organic layer was dried over sodium sulfate and evaporated to dryness. Silica gel chromatography yields 1.03 g of the desired product.

LCMS Method # 1, retention time 1.20 min, detected mass 270.06 [M+H]⁺

6-Hydroxy-4-(4,4,4-trifluoro-butyl)-isoquinoline (88)

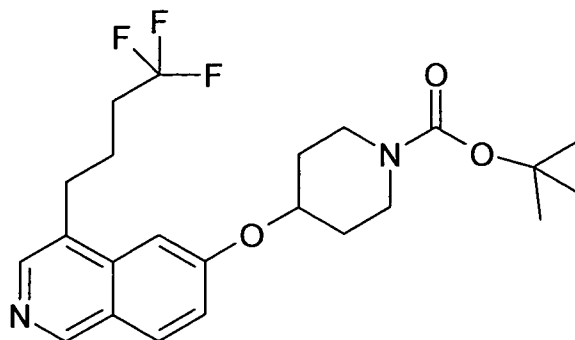


15

1.02 g of 6-Methoxy-4-(4,4,4-trifluoro-butyl)-isoquinoline (87) were treated with boron tribromide as described for the synthesis of compound 1 to give 410 mg of the desired product 88. LCMS Method # 1, retention time 1.04 min, detected mass 256.00 [M+H]⁺

4-[4-(4,4,4-Trifluoro-butyl)-isoquinolin-6-yloxy]-piperidine-1-carboxylic acid tert-butyl ester (89)

20



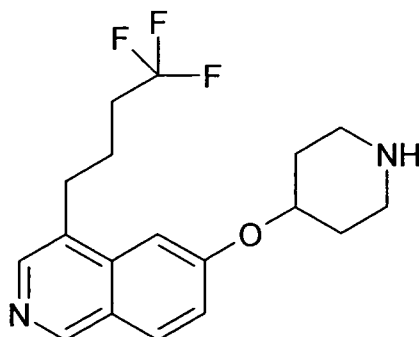
100 mg of compound 88, 118 mg of Boc-(4-hydroxy)piperidine and 416 mg of Diphenyl-[4-[1H,1H,2H,2H-perfluorodecyl]phenyl]phosphine were dissolved in 5 mL of dry tetrahydrofuran. 208 mg of Bis (1H, 2H, 2H, 3H, 3H-perfluorononyl)-

5 azodicarboxylate were added and the reaction was allowed to stir overnight. The mixture was evaporated to dryness and filtered over a 5 g Fluoro-Flash cartridge. The obtained crude product was purified by preparative HPLC to yield 46 mg of the desired product.

LCMS Method # 1, retention time 1.51 min, detected mass 439.13 [M+H]⁺

10

6-(Piperidin-4-yloxy)-4-(4,4,4-trifluoro-butyl)-isoquinoline (90)

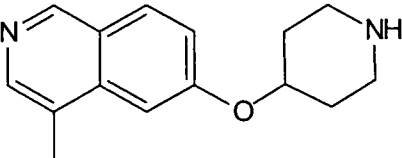
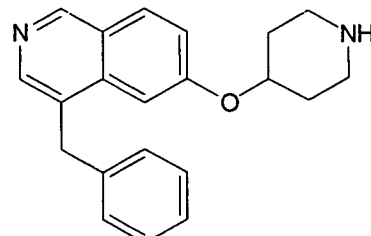


42 mg of compound 89 were dissolved in 5M hydrochloric acid in isopropanol. The solution was stirred at room temperature for 2hrs and another 2 hrs at 40°C,

15 evaporated to dryness and taken up in water and lyophilized three times to give 32 mg of the desired product as the hydrochloride salt. LCMS Method # 1, retention time 0.98 min, detected mass 338.16 [M+H]⁺

The following isoquinolines were synthesized in a similar fashion as described for

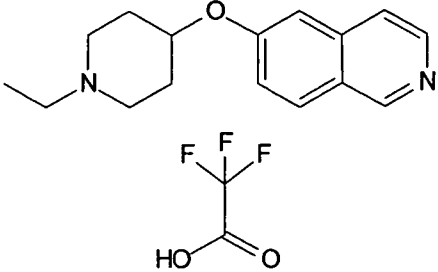
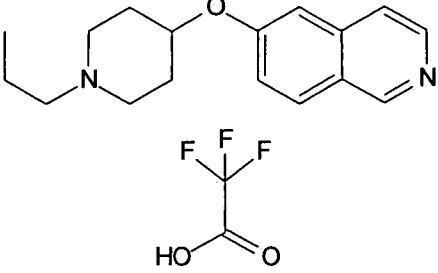
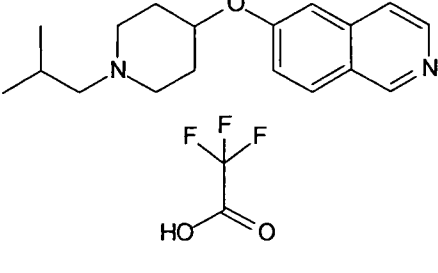
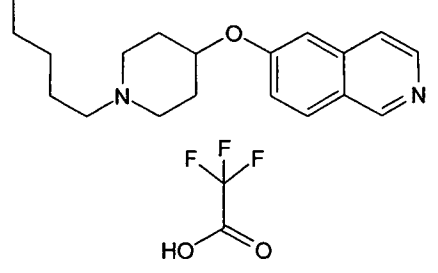
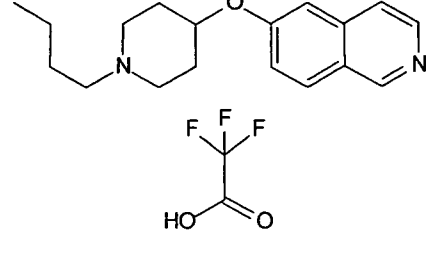
20 compound 90, using appropriate alkyl halides:

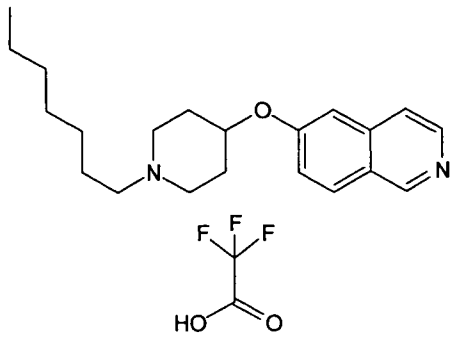
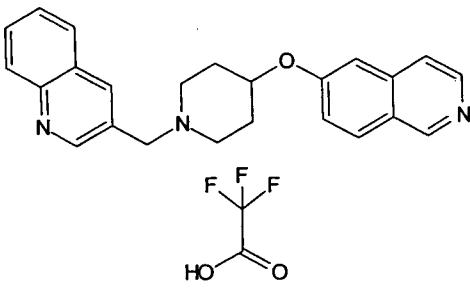
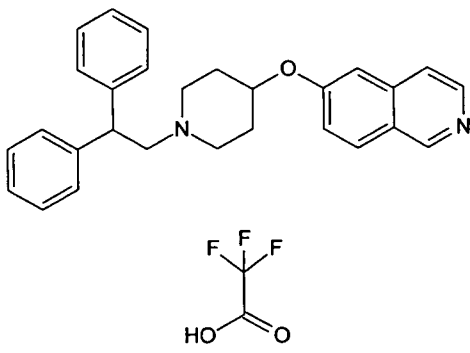
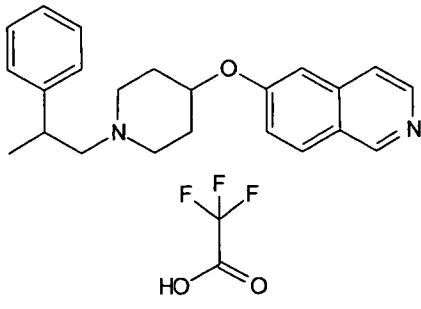
No.	Compound	Weight	Method	RT [min]	Detected Mass [MH ⁺]
91	HCl 	242.14	1	0.56	243.13
92	HCl 	318.17	1	0.84	319.17

General procedure for reductive amination:

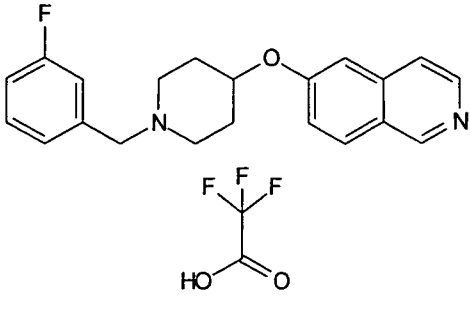
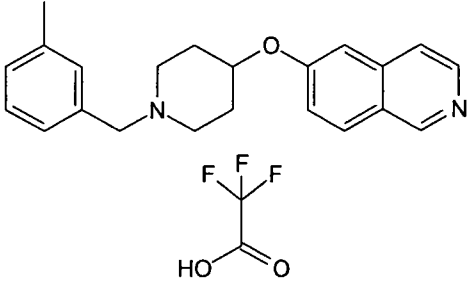
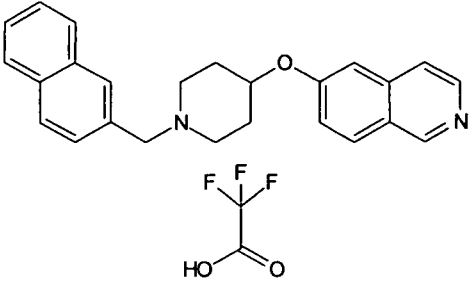
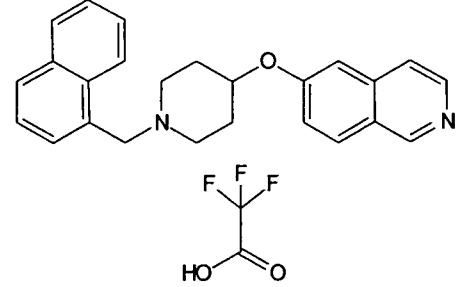
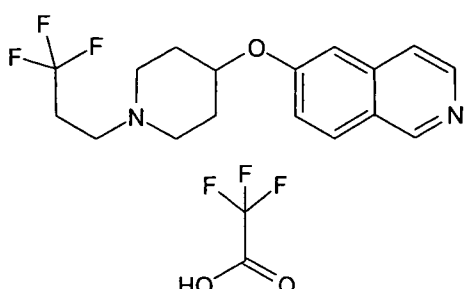
- 5 1.5 eq of aldehyde was dissolved in 1 mL of methanol and 50 mg of compound 124 and 27 mg of anhydrous sodium acetate, dissolved in methanol, were added. 0.250 mL of a solution of 1M sodium cyanoborohydride in THF was added. The reaction was allowed to run overnight, then the solution was filtered, evaporated to dryness and the residue was taken up in ethyl acetate. The organic layer was extracted with a solution
- 10 of 5% sodium carbonate in water, then with 5% sodium chloride in water. The organic layer was dried, evaporated to dryness and purified by RP chromatography.

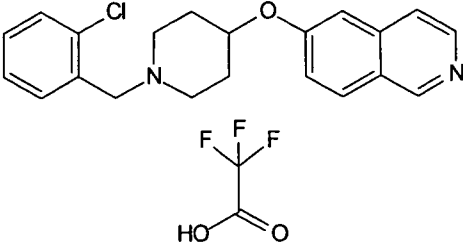
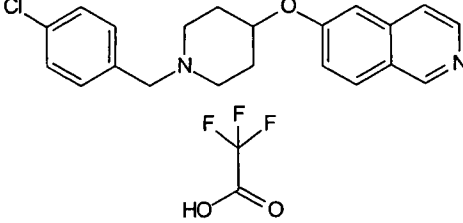
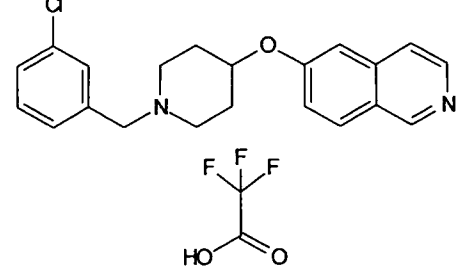
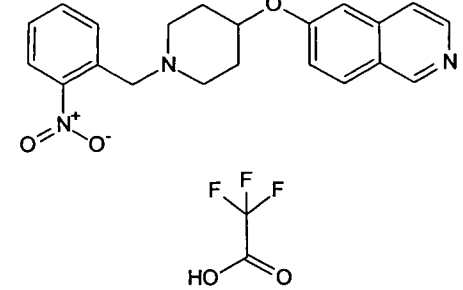
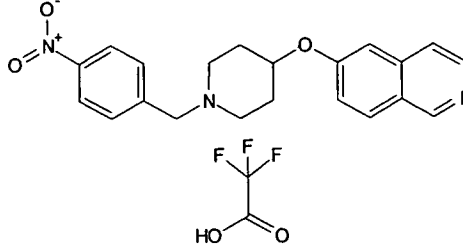
This procedure was used to obtain compounds 93 to 123:

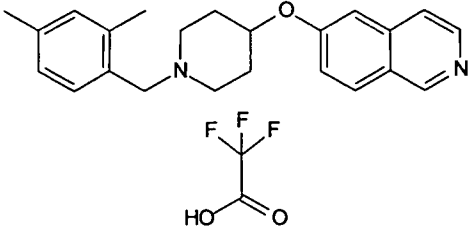
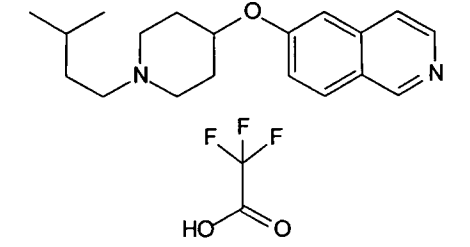
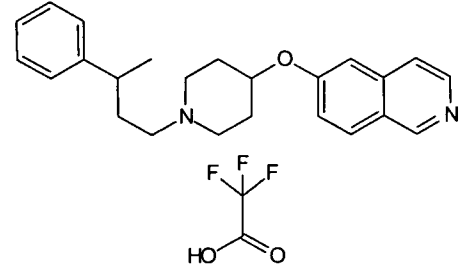
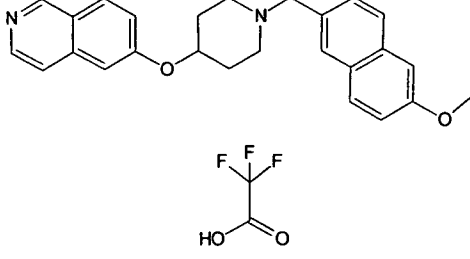
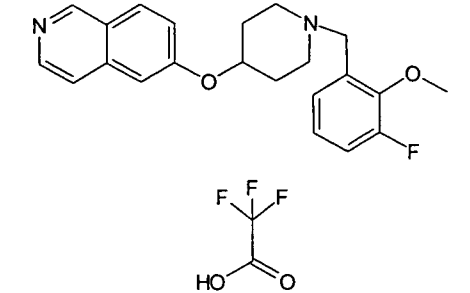
No.	Compound	RT	Mass [MH] ⁺
93		0.13	257.23
94		0.53	271.26
95		0.79	285.27
96		0.92	299.29
97		0.74	285.27

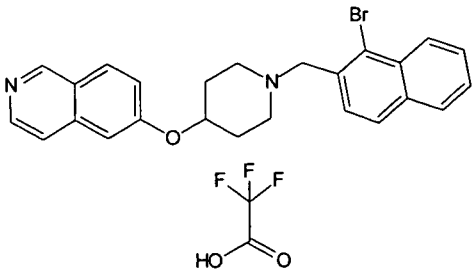
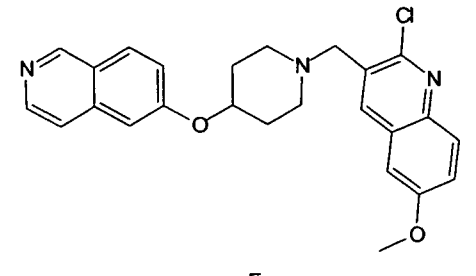
No.	Compound	RT	Mass [MH] ⁺
98	 <chem>CCCCCN1CCOC2=CC=CC3=C2N=CN=C3C(F)(F)C(=O)O</chem>	1.22	327.30
99	 <chem>CN1CCOC2=CC=CC3=C2N=CN=C3C1Cc4cnc5ccccc45C(F)(F)C(=O)O</chem>	0.89	370.29
100	 <chem>CC(N1CCOC2=CC=CC3=C2N=CN=C3C1Cc4ccccc4)C(F)(F)C(=O)O</chem>	1.25	409.34
101	 <chem>CC(C)N1CCOC2=CC=CC3=C2N=CN=C3C1C(F)(F)C(=O)O</chem>	1.06	347.29

No.	Compound	RT	Mass [MH] ⁺
102	 <chem>c1ccc(cc1)CN2CCCCC2Oc3ccc4c(c3)ncnc4.C(F)(F)C(=O)O</chem>	0.89	319.26
103	 <chem>CCc1ccccc1CN2CCCCC2Oc3ccc4c(c3)ncnc4.C(F)(F)C(=O)O</chem>	0.99	347.32
104	 <chem>CCc1cccc(c1)CN2CCCCC2Oc3ccc4c(c3)ncnc4.C(F)(F)C(=O)O</chem>	0.96	347.29
105	 <chem>C1CC1CN2CCCCC2Oc3ccc4c(c3)ncnc4.C(F)(F)C(=O)O</chem>	0.60	283.15
106	 <chem>Fc1ccccc1CN2CCCCC2Oc3ccc4c(c3)ncnc4.C(F)(F)C(=O)O</chem>	0.74	337.26

No.	Compound	RT	Mass [MH] ⁺
107	 <chem>Fc1ccc(cc1)CN2CCCCC2Oc3ccc4cnc34.C(F)(F)C(=O)O</chem>	0.95	337.24
108	 <chem>Cc1ccc(cc1)CN2CCCCC2Oc3ccc4cnc34.C(F)(F)C(=O)O</chem>	1.01	333.28
109	 <chem>c1ccc2c(c1)ccc3ccccc23CN2CCCCC2Oc4ccc5cnc45.C(F)(F)C(=O)O</chem>	1.04	369.29
110	 <chem>c1ccc2c(c1)ccc3c2c4ccccc4c3CN2CCCCC2Oc5ccc6cnc56.C(F)(F)C(=O)O</chem>	1.14	369.30
111	 <chem>CC(F)(F)F1CCN(C1)Oc2ccc3cnc23.C(F)(F)C(=O)O</chem>	0.58/0.7 4	325.23

No.	Compound	RT	Mass [MH] ⁺
112	 <chem>Clc1ccccc1CN1CCCCC1Oc2ccc3cncn32</chem> <chem>OC(=O)C(F)(F)F</chem>	1.00	353.22/355. 23
113	 <chem>Clc1ccc(cc1)CN1CCCCC1Oc2ccc3cncn32</chem> <chem>OC(=O)C(F)(F)F</chem>	0.91	353.23/355. 23
114	 <chem>Clc1cccc(c1)CN1CCCCC1Oc2ccc3cncn32</chem> <chem>OC(=O)C(F)(F)F</chem>	0.88	353.24/355. 24
115	 <chem>O=[N+]([O-])c1ccccc1CN1CCCCC1Oc2ccc3cncn32</chem> <chem>OC(=O)C(F)(F)F</chem>	0.87	364.20
116	 <chem>[O-][N+](=O)c1ccc(cc1)CN1CCCCC1Oc2ccc3cncn32</chem> <chem>OC(=O)C(F)(F)F</chem>	0.92	364.26

No.	Compound	RT	Mass [MH] ⁺
117	 <chem>CC1=CC=C(C)C=C1CN(C1CCN(C1)COc2ccc3cncn32)C(F)(F)C(=O)O</chem>	1.10	347.31
118	 <chem>CC(C)CN(C1CCN(C1)COc2ccc3cncn32)C(F)(F)C(=O)O</chem>	0.77	299.28
119	 <chem>CC1=CC=CC=C1C(C)CN(C1CCN(C1)COc2ccc3cncn32)C(F)(F)C(=O)O</chem>	1.13	361.31
120	 <chem>COc1ccc(cc1)CN(C1CCN(C1)COc2ccc3cncn32)C(F)(F)C(=O)O</chem>	1.07	399.30
121	 <chem>COc1ccc(F)cc1CN(C1CCN(C1)COc2ccc3cncn32)C(F)(F)C(=O)O</chem>	0.86	367.27

No.	Compound	RT	Mass [MH] ⁺
122		1.15	447.22/449.68
123		1.13	434.16

All LCMS in this table were obtained using LCMS method #2.

- 5 General procedure for the reaction of boc-protected aminoalcohols with 6-hydroxy isoquinolines (Mitsunobu-reaction):


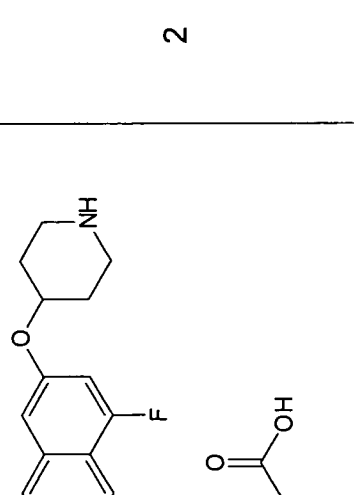
AAV1:

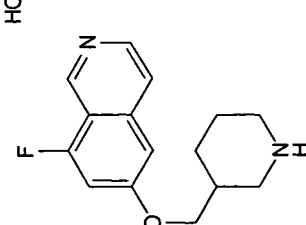
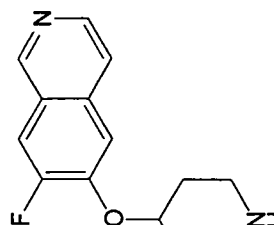
- 10 To 500 mg (1.5 mmol) of triphenylphosphine (bound to polystyrene, 3mmol/g) and 10 ml of dichloromethane 0.195 mL (1.2 mmol) of diethylazodicarboxylate (or alternatively diisopropylazodicarboxylate) were added. The reaction mixture was allowed to shake for 10 min. and then 0.14 mL of triethylamine, 145 mg of 6-hydroxyisoquinoline (7) (or an equivalent amount of a different suitable isoquinol) (reagent 1) and 1 mmol of the
- 15 desired, boc-protected aminoalcohol (reagent 2) was added. The reaction was shaken at room temperature until no further conversion could be observed by LCMS. For workup, the solution was filtered, the residue was washed with dichloromethane and

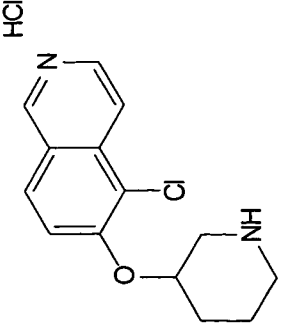
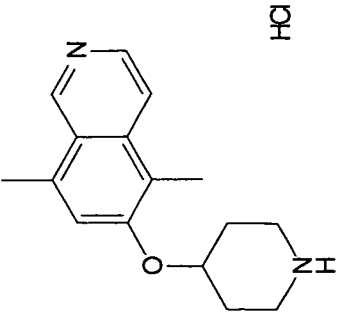
the organic layer was washed twice with 1N sodium hydroxide, twice with water and once with brine, dried over magnesium sulfate and evaporated. The crude product was purified by preparative HPLC to yield the boc protected coupled product.

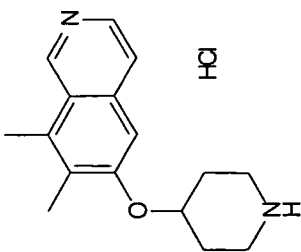
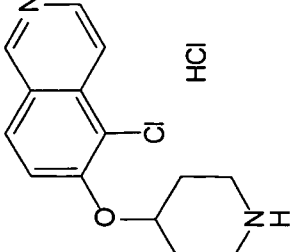
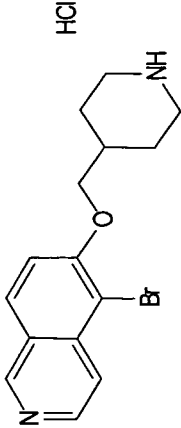
5 General procedure for removal of the boc-group (AAV2):

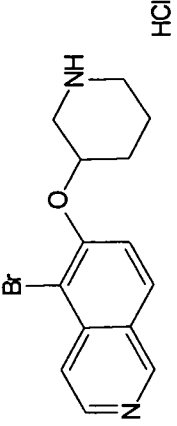
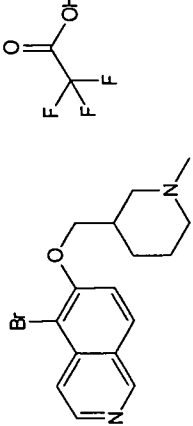
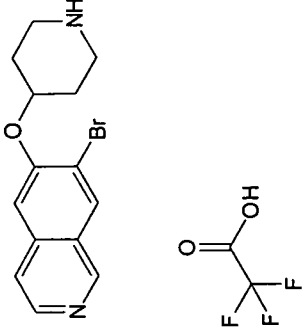
The starting material was dissolved in 2M hydrochloric acid and reacted overnight. To compounds with poor aqueous solubility, methanol or dioxane was added until a homogenous solution was obtained. Alternatively, 4M hydrochloric acid in isopropanol was used to react the compound. The reaction mixture was lyophilised and the deprotected product is obtained as the corresponding hydrochloride of the free amine.

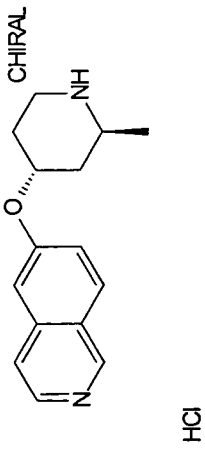
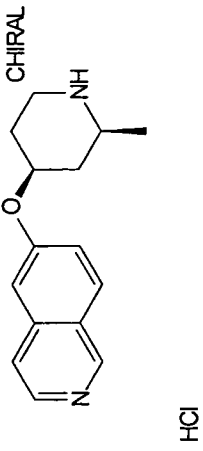
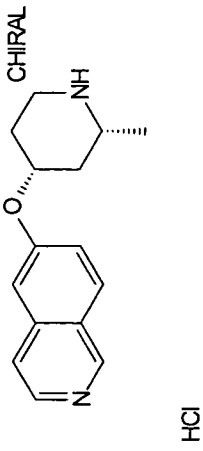
No.	Compound	Reagent 1	Reagent 2	LCMS Method #	Retention time	Detected mass [M+H] ⁺
124		7	4-Hydroxypiperidine-1-carboxylic acid tert-butyl ester	1	0.47	229.21
125		2	4-Hydroxypiperidine-1-carboxylic acid tert-butyl ester	4	0.37	247.4

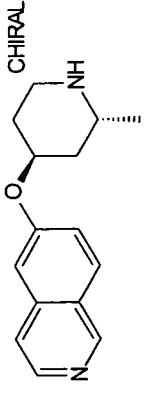
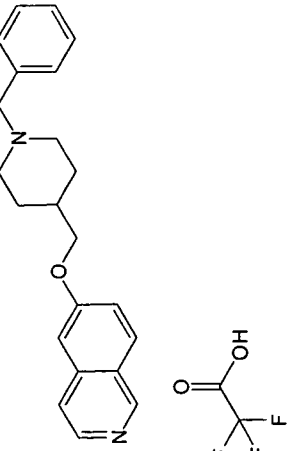
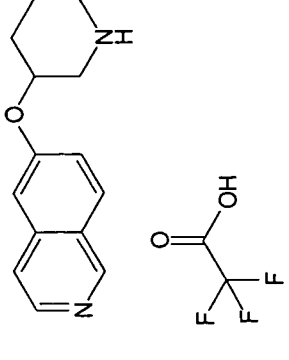
No.	Compound	Reagent 1	Reagent 2	LCMS Method #	Retention time	Detected mass [M+H] ⁺
128	<p>HCl</p> 	2	3-Piperidylmethanol-1-carboxylic acid tert-butyl ester	4	0.57	261.20
129	<p>HCl</p> 	3	4-Hydroxypiperidine-1-carboxylic acid tert-butyl ester	4	0.35	247.10

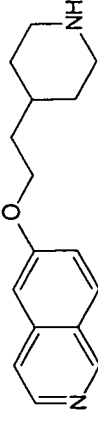
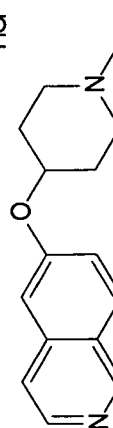
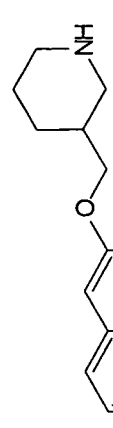
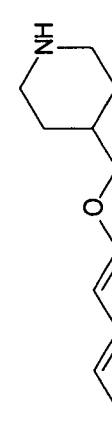
No.	Compound	Reagent 1	Reagent 2	LCMS Method #	Retention time	Detected mass [M+H] ⁺
132	 <p>Chemical structure of 2-(2-chloro-5-(piperidin-1-yl)phenyl)quinoline HCl. The structure shows a quinoline ring system with a chlorine atom at the 2-position and a piperidin-1-yl group at the 5-position of the benzene ring.</p>	8	3-Hydroxypiperidine-1-carboxylic acid tert-butyl ester	4	0.60	263.15
133	 <p>Chemical structure of 2-(2,6-dimethyl-5-(piperidin-1-yl)phenyl)quinoline HCl. The structure shows a quinoline ring system with methyl groups at the 2 and 6 positions and a piperidin-1-yl group at the 5-position of the benzene ring.</p>	6	4-Hydroxypiperidine-1-carboxylic acid tert-butyl ester	4	0.67	257.15

No.	Compound	Reagent 1	Reagent 2	LCMS Method #	Retention time	Detected mass [M+H] ⁺
134		5	4-Hydroxypiperidine-1-carboxylic acid tert-butyl ester	1	0.68	257.20
135		8	4-Hydroxypiperidine-1-carboxylic acid tert-butyl ester	1	0.52	263.10
136		9	4-Hydroxymethyl-piperidine-1-carboxylic acid tert-butyl ester	2	0.33	321.14/323.15

No.	Compound	Reagent 1	Reagent 2	LCMS Method #	Retention time	Detected mass [M+H] ⁺
137	 <chem>Brc1ccc2nc3ccc(OCC4CCNCC4)cc23</chem> HCl	9	3-Hydroxy-piperidine-1-carboxylic acid tert-butyl ester	2	0.31	307.12/309.12
138	 <chem>CC1CCN(C1)CC2C(=O)OCC3C(Br)C=C4C=CN=C34</chem>	9	N-Methyl-3-piperidylmethanol	1	0.75	335.12
139	 <chem>CC1(OCC2C(Br)C=C3C=CN=C23)CCNCC1C(=O)O</chem>	1	4-Hydroxypiperidine-1-carboxylic acid tert-butyl ester	2	0.62	307.06

No.	Compound	Reagent 1	Reagent 2	LCMS Method #	Retention time	Detected mass [M+H] ⁺
140	 HCl	7	26	1	0.60	243.22
141	 HCl	7	25	1	0.60	243.19
142	 HCl	7	25	1	0.60	243.29

No.	Compound	Reagent 1	Reagent 2	LCMS Method #	Retention time	Detected mass [M+H] ⁺
143	 <p>CHIRAL</p> <p>HCl</p>	7	26	3	0.12	243.13
144		7	(1-Benzyl-piperidin-4-yl)- methanol	2	0.17	333.2
145		7	3-Hydroxy-piperidine- 1-carboxylic acid tert-butyl ester	2	0.2	229.2

No.	Compound	Reagent 1	Reagent 2	LCMS Method #	Retention time	Detected mass [M+H] ⁺
146	 HCl	7	4-(2-Hydroxy-ethyl)-piperidine-1-carboxylic acid tert-butyl ester	2	0.18	257.2
147	 HCl	7	1-Methyl-piperidin-4-ol	1	0.45	243.2
148	 HCl	7	3-Hydroxymethyl-piperidine-1-carboxylic acid tert-butyl ester	2	0.17	243.2
149	 HCl	7	4-Hydroxymethyl-piperidine-1-carboxylic acid tert-butyl ester	2	0.17	243.2

Chromatographic resolution of compounds 140 and 143:

The N-Boc protected intermediate, obtained as an enantiomeric mixture of compound 140 and compound 143, was separated into the enantiomers on a chiral column
5 (Chiralcel OD-H/56 250 x 4.6 mm). The removal of the protection group as the final step was performed as described in the general procedure.

The absolute configuration of the stereo centers has not been determined.

Compound 140: earlier eluting Boc-protected intermediate;

Compound 143: later eluting Boc-protected intermediate

10

Chromatographic resolution of compounds 141 and 142:

The N-Boc protected intermediate, obtained as an enantiomeric mixture of compound 141 and compound 142, was separated into the enantiomers on a chiral column
15 (Chiralpak AD-H/40 250 x 4.6 mm). The removal of the protection group as the final step was performed as described in the general procedure.

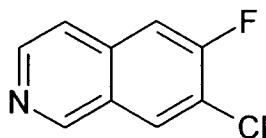
The absolute configuration of the stereo centers has not been determined.

Compound 141: earlier eluting Boc-protected intermediate;

Compound 142: later eluting Boc-protected intermediate.

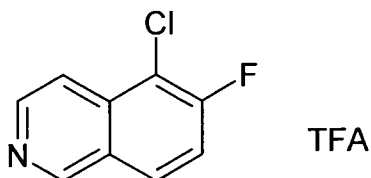
20

7-Chloro-6-fluoro-isoquinoline (150)



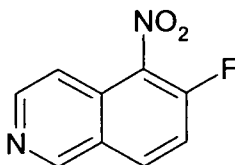
7-Chloro-6-fluoro-isoquinoline is obtained by the same reaction sequence, used for the
25 synthesis of 6-Fluoro-isoquinoline (23), starting from 3-Chloro-4-fluoro-benzaldehyde.
 $R_t = 0.77$ min (Method #2). Detected mass: 182.1/184.1 ($M+H^+$).

5-Chloro-6-fluoro-isoquinoline-trifluoro acetate (151)



7.0 g (38.1 mmol) of 6-Fluoroisoquinoline (23) are dissolved in 60 mL of concentrated sulfuric acid. At 0°C 10.18 g of N-Chlorosuccinimide are added. After 1h another 5.2g of N-Chlorosuccinimide are added and the solution is warmed to 50°C. Two more
5 portions of 5.2 g N-Chlorosuccinimide are added successively and stirring is continued at 50 °C until the reaction is complete. The reaction mixture is cooled to room temperature, is poured on ice and adjusted to pH 10 by addition of sodium hydroxide. The precipitate is filtered off, taken up in dichloromethane and washed with aqueous sodium hydroxide. The organic layer is dried over magnesium sulfate,
10 evaporated and the crude product is purified by preparative HPLC to yield 4.04 g of 5-Chloro-6-fluoro-isoquinoline (151) as trifluoroacetate. $R_t = 0.97$ min (Method #2).
Detected mass: 182.0/184.0 (M+H⁺).

6-Fluoro-5-nitro-isoquinoline (152)

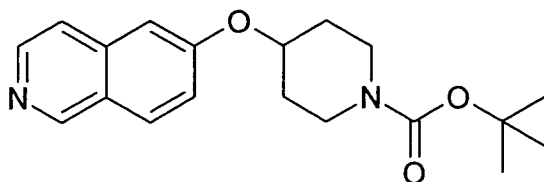


15

Under cooling 2.0 mL of concentrated nitric acid are added to 2.8 mL of sulphuric acid. Subsequently 350 mg of 6-fluoroisoquinoline (23) are added, the reaction is warmed up to room temperature and allowed to stir overnight. The reaction mixture is poured
20 on ice, extracted with dichloromethane and adjusted to alkaline pH by addition of sodium hydroxide. The aqueous layer is extracted again with dichloromethane. The dichloromethane layer is dried over magnesium sulfate and evaporated to give 90 mg of 6-Fluoro-5-nitro-isoquinoline, which can be used without further purification. $R_t = 1.03$ min (Method #1). Detected mass: 193.0 (M+H⁺).

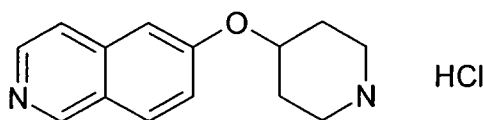
25

4-(Isoquinolin-6-yloxy)-piperidine-1-carboxylic acid-tert-butylester (154)



7.49 g of 4-Hydroxy-piperidine-1-carboxylic acid-tert-butylester are dissolved in 20 mL of dry dimethyl acetamide. 1.49 g of sodium hydride (60%) are added. Then a solution of 3.65 g 6-Fluoroisoquinoline (23) is added dropwise. The solution is heated at 80 °C for 2 hours, then the solvent is removed and the residue is taken up in dichloromethane. The organic layer is extracted twice with water and then with brine, dried over magnesium sulfate and evaporated to dryness. The crude product is purified by silica gel chromatography to yield 6.22g of 4-(Isoquinolin-6-yloxy)-piperidine-1-carboxylic acid-tert-butylester. $R_t = 1.32$ min (Method #1). Detected mass: 329.1 (M+H⁺).

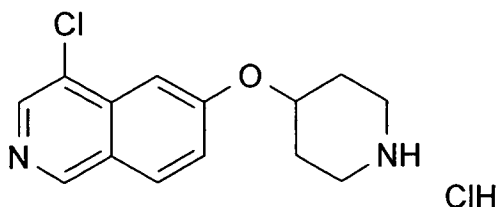
6-(Piperidin-4-yloxy)-isoquinoline hydrochloride (124)



4-(Isoquinolin-6-yloxy)-piperidine-1-carboxylic acid-tert-butylester (154) is deprotected by the general procedure described in AAV2 to yield the title compound as HCl-salt. $R_t = 0.20$ min (Method #2). Detected mass: 229.1 (M+H⁺).

The following example was synthesized according to this method:

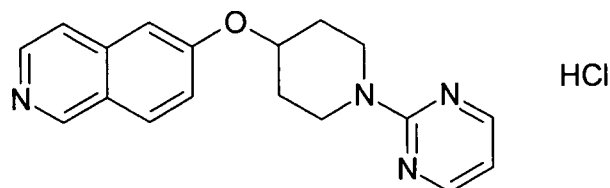
4-Chloro-6-(piperidin-4-yloxy)-isoquinoline hydrochloride (156)



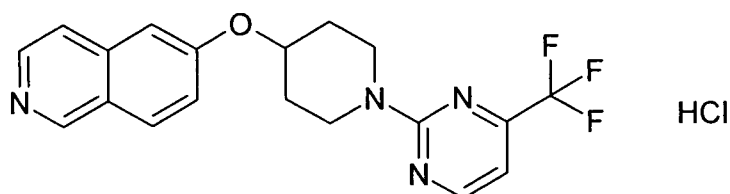
using 4-chloro-6-fluoro-isoquinoline (24) as starting material

LCMS Method # 2, retention time 0.56 min, detected mass 263.12 [M+H]⁺

6-(1-Pyrimidin-2-yl-piperidin-4-yloxy)-isoquinoline-hydrochloride (157)



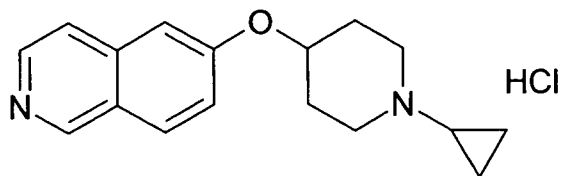
150 mg of 6-(Piperidine-4-yloxy)-isoquinoline hydrochloride (124) are dissolved in 10
5 mL of dry pyridine. 177 mg of triethylamine and 69 mg of 4-chloropyrimidine are added
and the solution is stirred at 65°C for 6 hours. The reaction mixture is poured on brine
and extracted three times with ethyl acetate. The combined organic layers are dried
over magnesium sulfate, evaporated to dryness and the crude product is purified by
preparative HPLC. The product is converted into the corresponding HCl salt by taking
10 up the product in 20 mL of 1 N hydrochloric acid followed by lyophilization. Yield: 47
mg. $R_t = 1.05$ min (Method #2). Detected mass: 307.1 (M+H⁺).

6-[1-(4-Trifluoromethyl-pyrimidin-2-yl)-piperidin-4-yloxy]-isoquinoline hydrochloride
(158)

15 75 mg of 6-(Piperidine-4-yloxy)-isoquinoline-Hydrochloride (124) are dissolved in 5 mL
of dry pyridine and 5 mL of DMF. 55 mg 2-Chlor-4-trifluoromethyl-pyrimidine are added
and the solution is stirred at 60°C for 3 hours. The solvents are removed in vacuo and
the residue is taken up in brine and extracted three times with ethyl acetate. The
20 combined organic layers are dried over magnesium sulfate, evaporated to dryness and
the crude product is purified by preparative HPLC. The product is converted into the
corresponding HCl salt by taking up the product in 20 mL of 1 N hydrochloric acid
followed by lyophilization. Yield: 29 mg. $R_t = 1.69$ min (Method #2). Detected mass:
375.1 (M+H⁺).

25

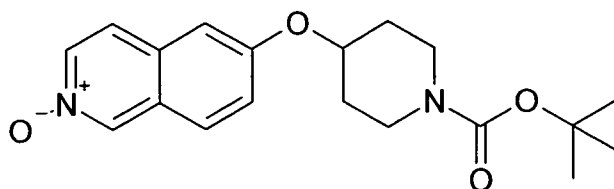
6-(1-Cyclopropyl-piperidin-4-yloxy)-isoquinoline-hydrochloride (159)



300 mg (1,13 mmol) 6-(Piperidine-4-yloxy)-isoquinoline hydrochloride (124) are dissolved in 10 mL of methanol. 202 mg of triethylamine, molecular sieves 4A, 600 mg of glacial acetic acid, 871 mg of (1-Ethoxy-cyclopropyloxy)-trimethyl-silane and 101 mg of sodium cyanoborohydrate are added successively and the reaction mixture is heated under reflux for 6 hours. The reaction mixture is cooled to room temperature, 6 mL of 2N sodium hydroxide are added and the reaction mixture is filtered. The filtrate is evaporated, the residue is taken up in dichloromethane, extracted with 2 N sodium hydroxide and brine, dried with sodium sulfate, evaporated to dryness and the crude material is purified by preparative HPLC. The product fractions are evaporated, the product is taken up in 2 N hydrochloric acid and lyophilized.

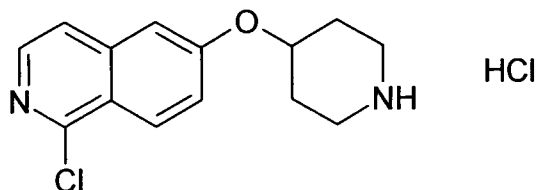
Yield: 60 mg. $R_t = 0.50$ min (Method #1). Detected mass: 269.2 ($M+H^+$).

4-(2-Oxy-isoquinolin-6-yloxy)-piperidine-1-carboxylic acid tert-butyl ester (160)



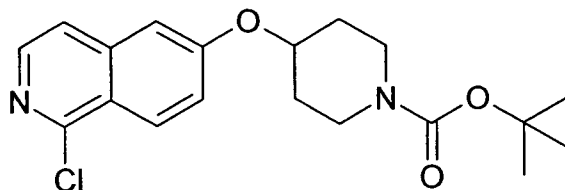
3.97 g (12.1 mmol) of 4-(Isoquinolin-6-yloxy)-piperidine-1-carboxylic acid tert-butyl ester (154) are dissolved in 100 ml of dichloromethane and 4.47 g (18.1 mmol) of 3-chloro-perbenzoic acid (70 %) are added at room temperature. The reaction mixture is stirred for 1 h and then washed with saturated sodium bicarbonate-solution. The aqueous phase is separated and extracted with dichloromethane. The combined organic layers are dried over magnesium sulfate and evaporated, to yield 4.19 g of crude material, which can be used for further conversion without purification. $R_t = 1.46$ min (Method #1). Detected mass: 345.2 ($M+H^+$).

1-Chloro-6-(piperidin-4-yloxy)-isoquinoline-hydrochloride (161)



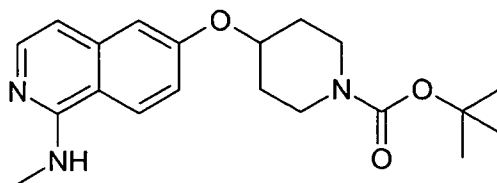
3.5 g (10.16 mmol) 4-(2-Oxy-isoquinolin-6-yloxy)-piperidine-1-carboxylic acid tert-butyl ester (160) were dissolved in 250 ml of HCl-saturated ethanol at 50 °C. The clear solution was concentrated i. vac. and the residue was refluxed in 50 ml POCl₃. After 3 h the POCl₃ was removed i. vac. and the residue was taken up in H₂O. The pH was adjusted to 11, by adding sodium hydroxide and the aqueous solution was extracted twice with dichloromethane. The combined organic layers were dried over magnesium sulfate and evaporated to dryness. The residue was purified by preparative HPLC, by which the title compound was obtained as trifluoroacetate. This was converted to the corresponding HCl-salt by dissolving the product in 2 N HCl, followed by lyophilization. Yield: 950 mg. R_t = 1.03 min (Method #1). Detected mass: 263.1/265.1 (M+H⁺).

4-(1-Chloro-isoquinolin-6-yloxy)-piperidine-1-carboxylic acid tert-butyl ester (162)



1.23 g (4.11 mmol) of 1-Chloro-6-(piperidin-4-yloxy)-isoquinoline hydrochloride (161) were dissolved in 50 ml of dichloromethane and 0.85 ml (6.15 mmol) of triethylamine were added. At 0 °C a solution of 1.09 g (5.0 mmol) of tert-butyl-carbonate in 10 ml dichloromethane was added dropwise and the mixture was allowed to stand at room temperature overnight. For working up, the mixture was washed twice with H₂O, dried over magnesium sulfate and evaporated, to yield 1.1 g of the desired product, which could be used without further purification. R_t = 1.86 min (Method # 4). Detected mass: 363.1/365.2 (M+H⁺).

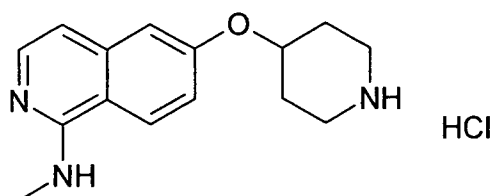
4-(1-Methylamino-isoquinolin-6-yloxy)-piperidine-1-carboxylic acid tert-butyl ester (163)



154 mg (0.42 mmol) of 4-(1-Chloro-isoquinolin-6-yloxy)-piperidine-1-carboxylic acid tert-butyl ester (162) were heated in 15 ml of an aqueous methylamine-solution (41 %) at 110 °C in a sealed tube. After 7h the reaction mixture was evaporated and the residue was taken up in saturated sodium bicarbonate solution and extracted with ethyl acetate. The organic layer was separated, dried over magnesium sulfate and the solvent was removed i. vac. The residue was purified by silica gel chromatography (ethyl acetate/methanol 5:1). Yield: 45 mg. $R_t = 1.14$ min (Method # 4). Detected mass: 358.3 ($M+H^+$).

10

Methyl-[6-(piperidin-4-yloxy)-isoquinolin-1-yl]-amine-hydrochloride (164)

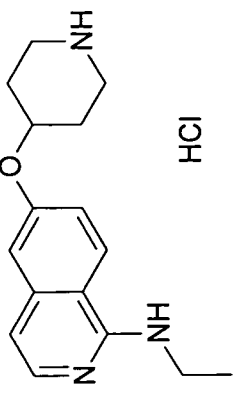
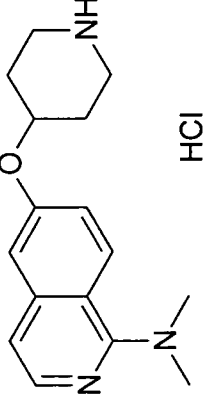
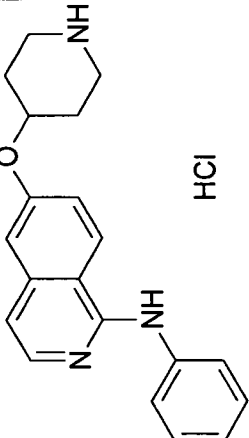


4-(1-Methylamino-isoquinolin-6-yloxy)-piperidine-1-carboxylic acid tert-butyl ester (163) was converted to the deprotected title compound by the general procedure, described in AAV2, by which 34 mg of the corresponding HCl-salt could be obtained. $R_t = 0,69$ min (Method #1). Detected mass: 258.3 ($M+H^+$).

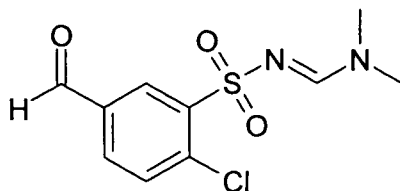
15

Following the synthetic route, described for compound 164, the following compounds were prepared starting from 4-(1-Chloro-isoquinolin-6-yloxy)-piperidine-1-carboxylic acid tert-butyl ester (162) and the corresponding amines:

20

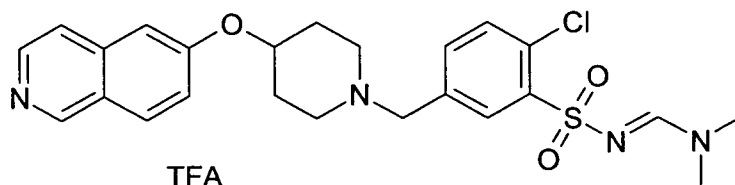
No.	Compound	Amine	T [°C]	Mass [MH ⁺]	Retention time [min]	Method
165		Ethylamine; 70 % in H ₂ O	110 °C	272.28	0.72	1
166		Dimethylamine; 2 M in THF	110 °C	272.29	0.68	1
167		Aniline; 1:1 in dioxan (v/v)	120 °C	320.20	0.88	1

2-Chloro-N-dimethylaminomethylene-5-formyl-benzenesulfonamide (168)



5.0 g (22,8 mmol) of 2-Chloro-5-formyl-benzenesulfonamide were dissolved in 50 ml of dichloromethane. 4.08 g (34.3 mmol) of dimethylformamide dimethylacetal were added and the mixture was refluxed for 2 h. After cooling to room temperature, the solution was washed twice with H₂O, dried over magnesium sulfate and evaporated. 5.16 g of the crude product were obtained and used in the next step without further purification. R_t = 1.14 min (Method #1). Detected mass: 275.1/277.1 (M+H⁺).

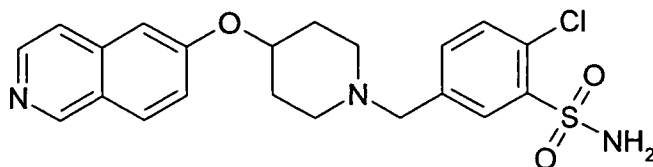
10 2-Chloro-N-dimethylaminomethylene-5-[4-(isoquinolin-6-yloxy)-piperidin-1-ylmethyl]-benzenesulfonamide-trifluoro acetate (169)



200 mg (0.88 mmol) of 6-(piperidine-4-yloxy)-isoquinoline hydrochloride (124) were dissolved in 20 ml of methanol and 158 mg (1.56 mmol) of triethylamine were added. After stirring for 15 minutes at room temperature 467 mg (7.78 mmol) of glacial acetic acid, 482 mg (1.76 mmol) of 2-Chloro-N-dimethylaminomethylene-5-formyl-benzenesulfonamide (168), 166 mg (2.64 mmol) of sodium cyanoborohydride and freshly dried molecular sieves were added and the mixture was refluxed for 3 h. After stirring overnight at room temperature, the mixture was filtered and the filtrate was evaporated. The residue was dissolved in dichloromethane and washed twice with saturated sodium bicarbonate solution and brine. After drying over magnesium sulfate and evaporation of the solvent, the crude product was purified by preparative HPLC, by which 133 mg of the desired product could be isolated as trifluoroacetate. R_t = 0.87 min (Method #2), Detected mass: 487.2/489.2 (M+H⁺).

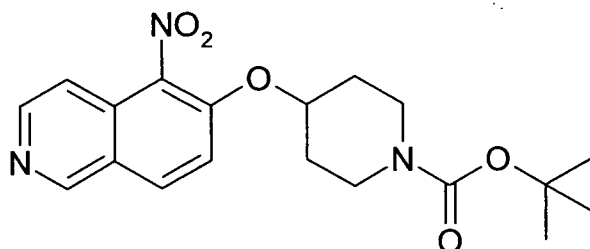
25

2-Chloro-5-[4-(isoquinolin-6-yloxy)-piperidin-1-ylmethyl]-benzenesulfonamide (170)



133 mg (0.27 mmol) of 2-Chloro-N-dimethylaminomethylene-5-[4-(isoquinolin-6-yloxy)-piperidin-1-ylmethyl]-benzenesulfonamide (169) were dissolved in ethanol. After adding 50 ml of 2N NaOH, the solution was heated to 60 °C for 6 h. After cooling to room temperature, the mixture was neutralized by addition of aqueous HCl and the solvent was removed i. vac. The residue was stirred with ethanol, the inorganic salts were filtered off and the filtrate was evaporated. $R_t = 0.78$ min (Method #2), Detected mass: 432.1 ($M+H^+$).

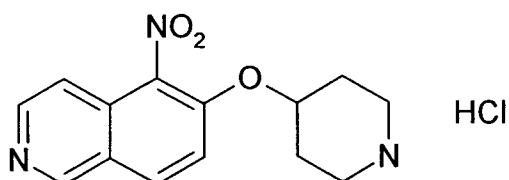
10 4-(5-Nitro-isoquinolin-6-yloxy)-piperidine-1-carboxylic acid tert-butyl ester (171)



90 mg (0.47 mmol) 6-Fluoro-5-nitro-isoquinoline (152) were treated with 4-Hydroxypiperidine-1-carboxylic acid tert-butyl ester following the method described for the preparation of compound 154.

15

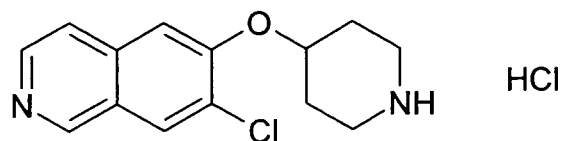
5-Nitro-6-(piperidin-4-yloxy)-isoquinoline-hydrochloride (172)



18.5 mg (0.05 mmol) 4-(5-Nitro-isoquinolin-6-yloxy)-piperidine-1-carboxylic acid tert-butyl ester (171) were deprotected following the procedure, described in AAV2, by which 12.5 mg of the title compound could be isolated as HCl-salt. $R_t = 0.57$ min (Method #1). Detected mass: 274.2 ($M+H^+$).

20

7-Chloro-6-(piperidin-4-yloxy)-isoquinoline-hydrochloride (173)

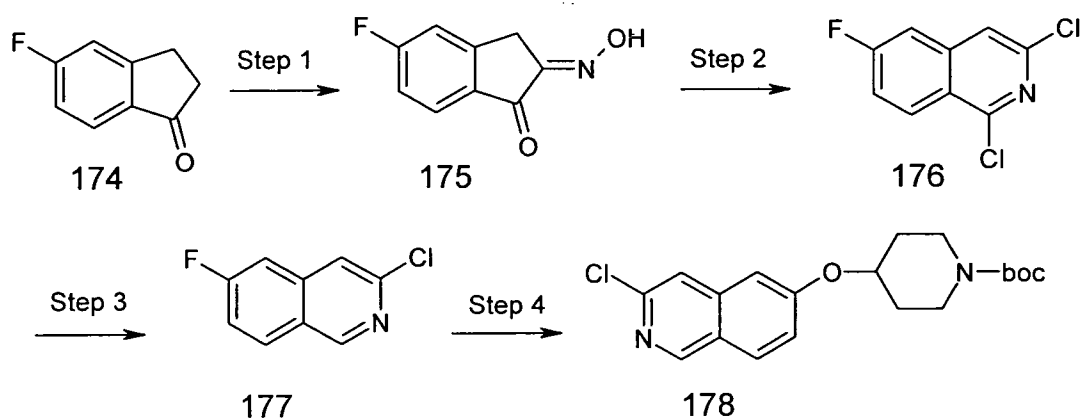


Starting from 7-Chloro-6-fluoro-isoquinoline (150), the title compound was prepared by the same synthetic route as for compound 124. $R_t = 0.66$ min (Method #1), detected mass: 263.1/265.1 ($M+H^+$).

Synthetic procedure for the generation of 3,6-disubstituted isoquinolines

General reaction scheme:

10



Step 1:

188 g of 5-Fluoro-indanone-1 (174) were dissolved in 1.8l of diethyl ether, 50ml of EtOH saturated with HCl are added at 0°C and 1.1 l of a 15% ethyl nitrite solution in ether is added over 1 hour.

The solution is allowed to stir for an additional 3 hours to reach room temperature, then the solvent is removed partially and the precipitated product is collected by filtration.

Step 2

129 g of the product from Step 1 was added to a mixture of 170g of PCl_5 in 2l of $POCl_3$. Then gaseous HCl was added at 0°C until saturation of the solution was reached. The remaining mixture was heated to 60°C for 6h, the solvent partially removed in vacuo

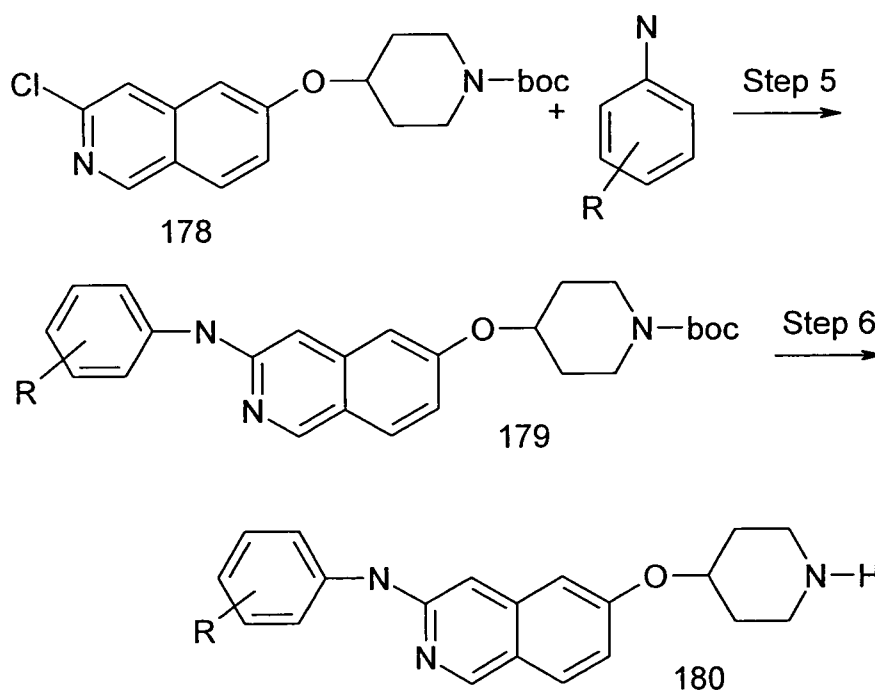
and the residue was hydrolyzed on a crushed ice/water mixture. The precipitated product is isolated by filtration.

Step 3

- 5 155g of product from Step 2 were added to a mixture of 740ml HOAc and 330 ml HI (57%) containing 53g of red phosphorous. After heating to reflux for 4 hours, the solution was treated with concentrated NaOH (until pH = 8) and the precipitated product is isolated by filtration.

10 Step 4:

- 16.5 g of N-Boc-4-hydroxypiperidine were dissolved in 210ml of diglyme and treated with 4.1g 50% NaH under nitrogen. The resulting mixture was stirred for 1h at room temperature, then 14.8 g of the product from Step 4 was added. The mixture was allowed to stir for 1 day at room temperature, then 100 ml of toluene were added and
15 the resulting mixture was washed with water 3 times. The organic phases were collected and the solvent was removed in vacuo.



Step 5:

100 mg of compound 178 and 1.1 equivalents of the corresponding aniline are dissolved in 5 ml of dioxane, 350 mg of Cs_2CO_3 , 20mg of $\text{Pd}(\text{OAc})_2$ and 60 mg of XANTHPHOS are added and the resulting mixture is heated to reflux under nitrogen until the starting material is consumed. (reaction is monitored by LCMS) The solvent is removed in vacuo and the residue is subjected to chromatography on a HPLC system.

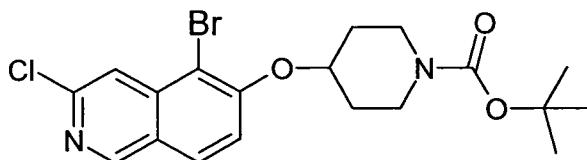
Step 6:

The products of Step 5 are dissolved in 5 ml of ethanol saturated with gaseous HCl. After stirring for 5h the desired product is isolated by removal of the solvent in vacuo.

All 3,5,6-trisubstituted derivatives were synthesized according to the procedure illustrated by the synthesis of compound 184. For synthesis of compound 185, acetamide was used as amine component in the Pd coupling step.

15

Synthesis of 4-(5-Bromo-3-chloro-isoquinolin-6-yloxy)-piperidine-1-carboxylic acid tert-butyl ester (181)

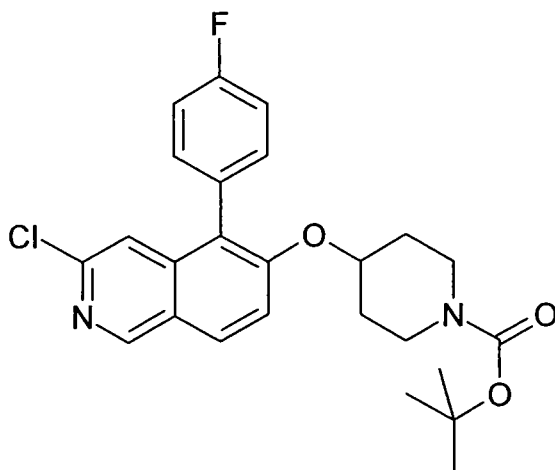


200 mg of 4-(3-Chloro-isoquinolin-6-yloxy)-piperidine-1-carboxylic acid tert-butyl ester (178) were dissolved in 5 ml of CH_3CN and heated to 85°C . Then a mixture of 148 mg of N-bromosuccinimide and 9 mg of AIBN was added as solid and the resulting mixture was heated to reflux for 1h. The solvent was removed in vacuo and the residue subjected to flash column chromatography. The yield of the isolated product was 41%

25

LCMS : detected mass :441.03, $R_t = 2.41$ min (Method #1)

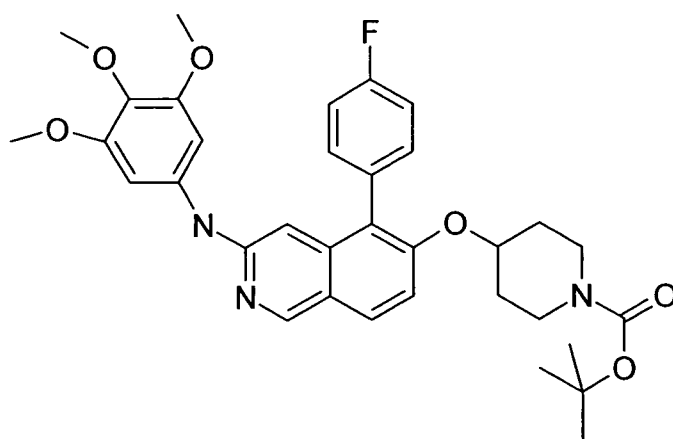
Synthesis of 4-[3-Chloro-5-(4-fluoro-phenyl)-isoquinolin-6-yloxy]-piperidine-1-carboxylic acid tert-butyl ester (182)



- 150 mg of 4-(5-Bromo-3-chloro-isoquinolin-6-yloxy)-piperidine-1-carboxylic acid tert-butyl ester (181) were dissolved in a mixture of 9 ml of dioxane and 3ml of water, 47mg of 4-fluoro-benzene-boronic acid, 47mg of Na_2CO_3 and 40mg of $\text{Pd}(\text{PPh}_3)_4$ were added and the resulting mixture was heated to 100°C for 6h. The solvent was removed in vacuo and the residue subjected to chromatography on a HPLC system. Yield: 44%

LCMS : detected mass :457.22, $R_t = 2.45$ min (Method #1)

- 10 Synthesis of 4-[5-(4-Fluoro-phenyl)-3-(3,4,5-trimethoxy-phenylamino)-isoquinolin-6-yloxy]-piperidine-1-carboxylic acid tert-butyl ester (183)

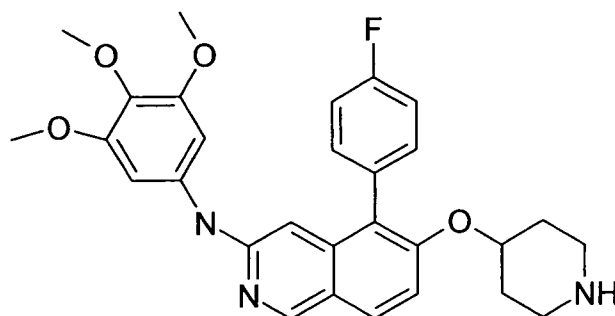


- 70 mg of 4-[3-Chloro-5-(4-fluoro-phenyl)-isoquinolin-6-yloxy]-piperidine-1-carboxylic acid tert-butyl ester(182) were dissolved in 7ml of toluene, 20mg of $\text{Pd}(\text{OAc})_2$, 60 mg of XANTHPHOS, 400mg of Cs_2CO_3 and 30 mg of 3,4,5 trimethoxyaniline were added and the resulting mixture was heated to 100°C for 6h. Then the solvent was removed

in vacuo and the residue subjected to chromatography on a HPLC system. The yield of isolated product was 24%

LCMS : detected mass :604.17, RT = 1.81 min (Method #1)

5 Synthesis of [5-(4-Fluoro-phenyl)-6-(piperidin-4-yloxy)-isoquinolin-3-yl]-(3,4,5-trimethoxy-phenyl)- amine (184)

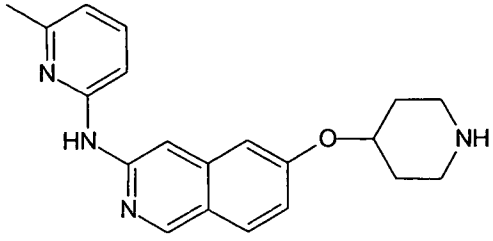
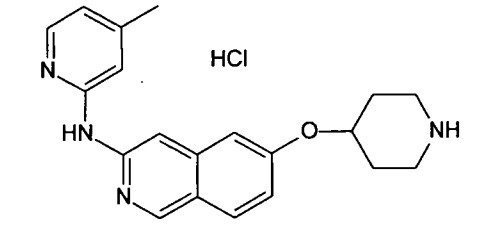
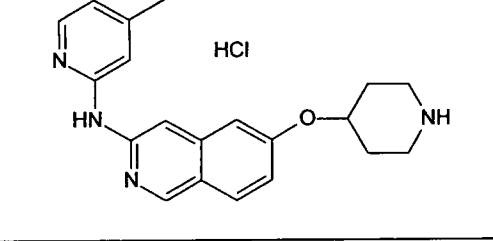
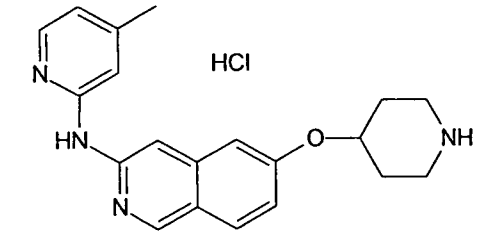
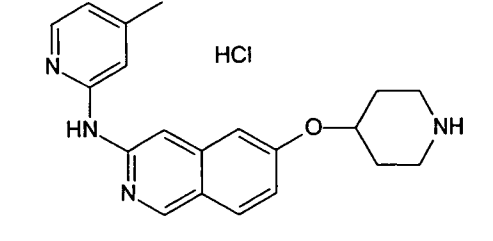


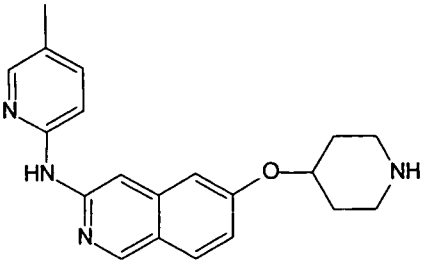
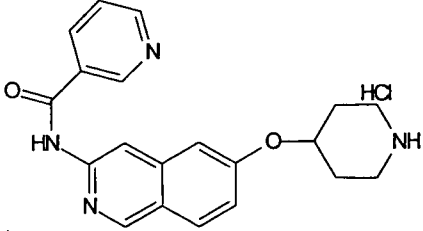
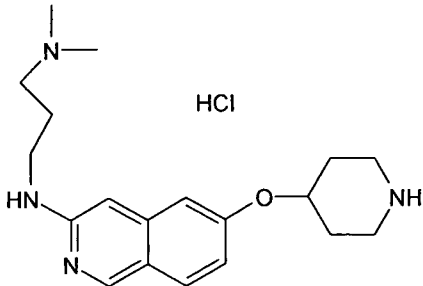
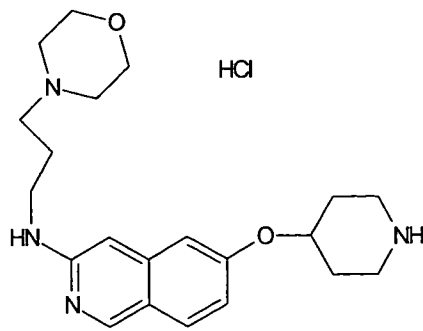
20 mg of 4-[5-(4-Fluoro-phenyl)-3-(3,4,5-trimethoxy-phenylamino)-isoquinolin-6-yloxy]-piperidine-1- carboxylic acid tert-butyl ester (183) were dissolved in 5 ml of ethanol saturated with HCl (gaseous). The resulting mixture was stirred for 1h, then the solvent was evaporated and the product collected. Yield: 85%

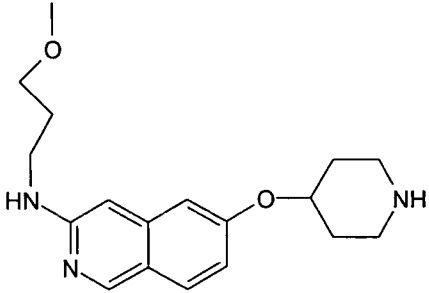
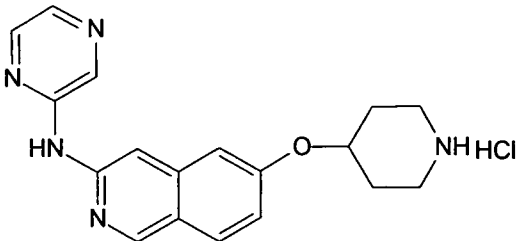
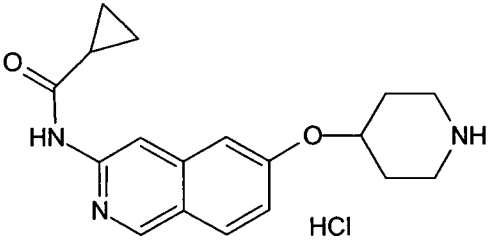
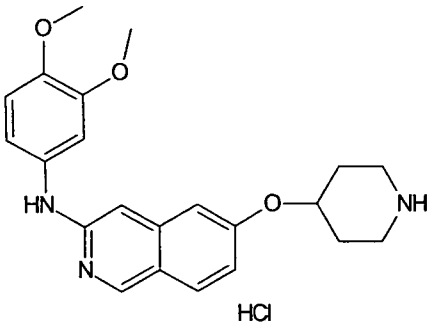
10

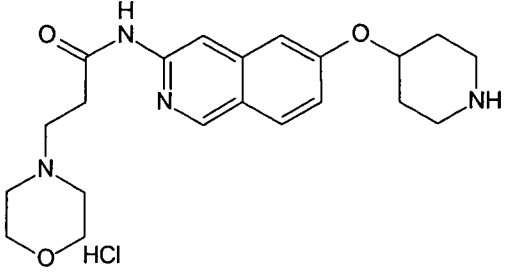
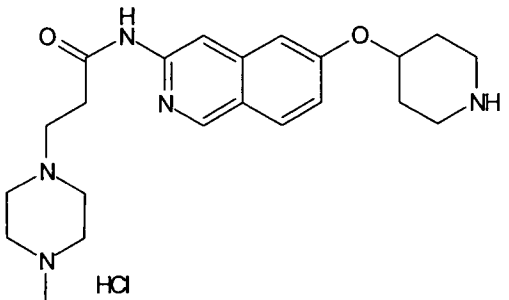
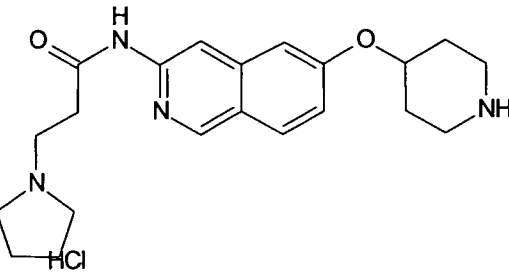
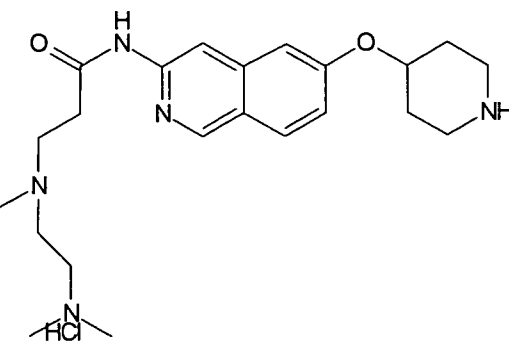
LCMS : detected mass :503.22, R_t = 1.22 min (Method #1)

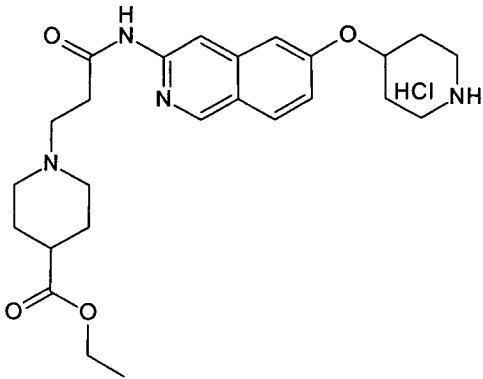
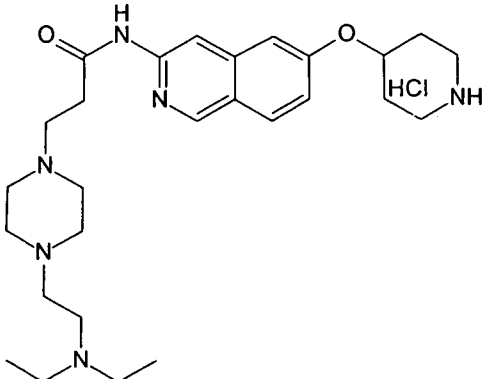
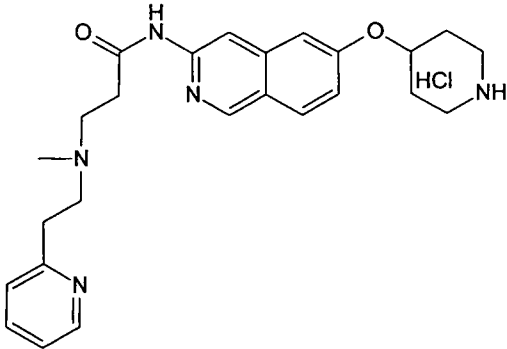
No.	Compound	RT	Method	Detected Mass [MH ⁺]
185		0.12	#2	244.14
186	HCl 	0.19	#2	286.18

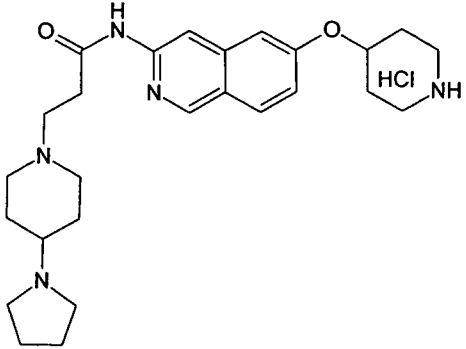
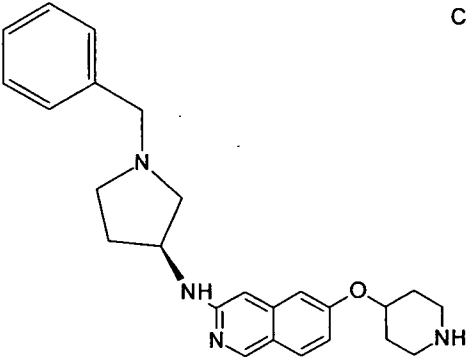
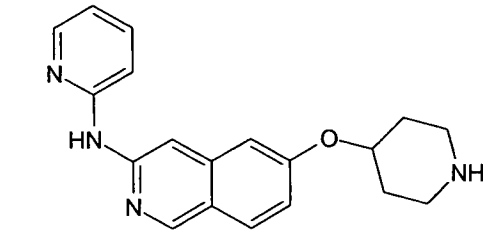
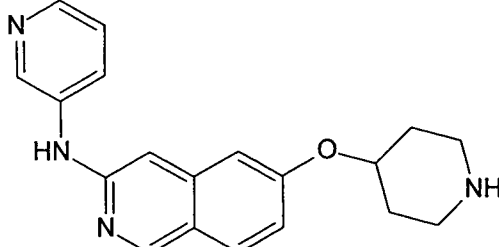
No.	Compound	RT	Method	Detected Mass [MH ⁺]
187		0.17	#2	335.21
188		1.02	#2	335.21
189		1.02	#2	335.21
190		1.02	#2	335.21
191		1.02	#2	335.21

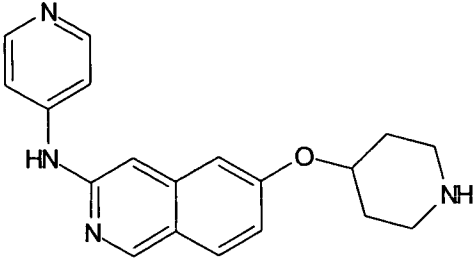
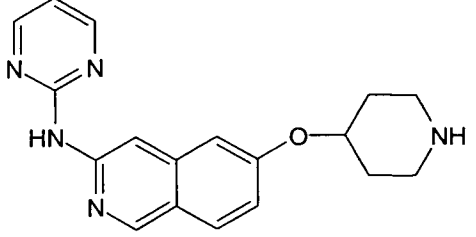
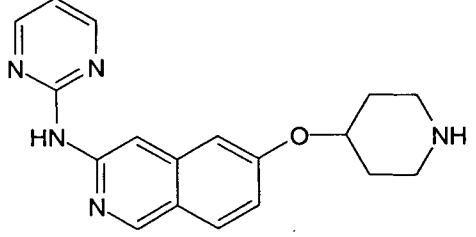
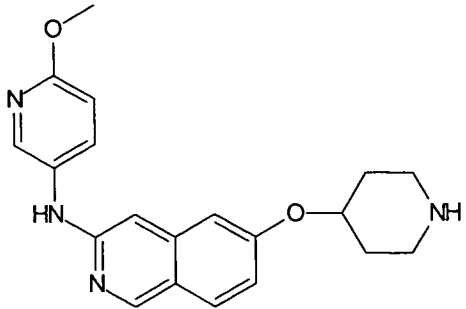
No.	Compound	RT	Method	Detected Mass [MH ⁺]
192		1.32	#2	335.20
193		1.21	#2	349.21
194		0.11	#2	329.34
195		0.17	#2	371.32

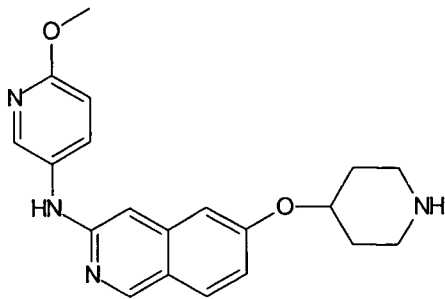
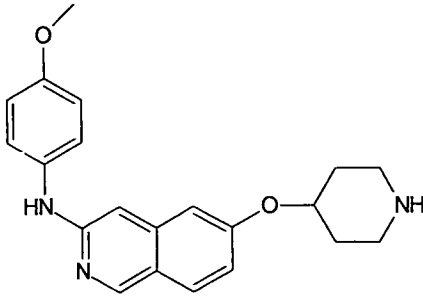
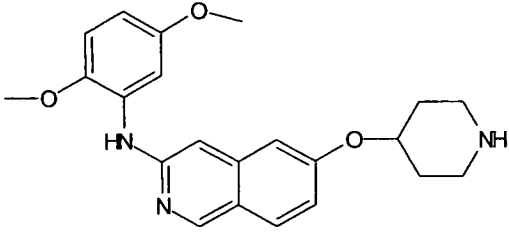
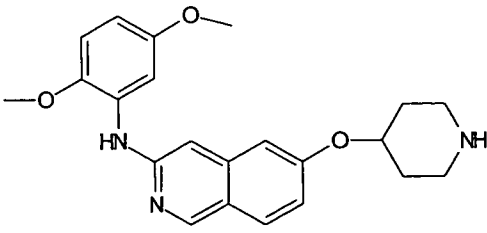
No.	Compound	RT	Method	Detected Mass [MH ⁺]
196		0.15	#2	316,21
197		1.18	#2	322.25
198		1..18	#2	312.18
199		1.29	#2	380.30

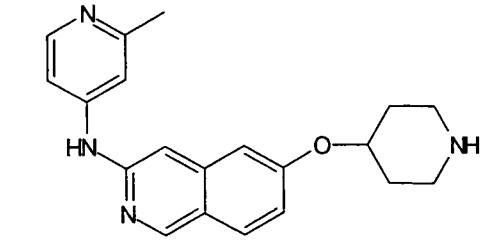
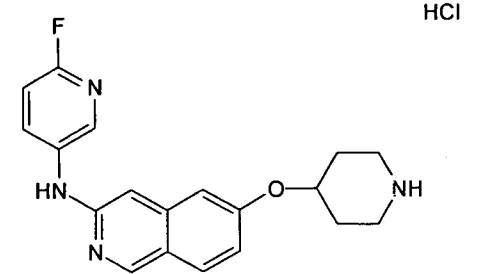
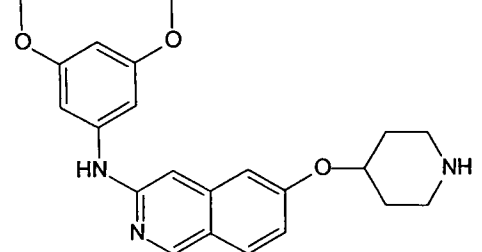
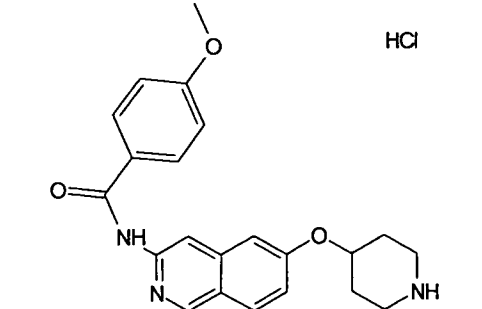
No.	Compound	RT	Method	Detected Mass [MH ⁺]
200	 <chem>C1CCN(C1)OC2=CC=C3C=NC=C3C=C2NC(=O)CCN4CCOCC4.Cl</chem>	0.63	#2	385.29
201	 <chem>C1CCN(C1)OC2=CC=C3C=NC=C3C=C2NC(=O)CCN4CCNCC4.Cl</chem>	0.2	#2	398.34
202	 <chem>C1CCN(C1)OC2=CC=C3C=NC=C3C=C2NC(=O)CCN4CCCN4.Cl</chem>	0.18	#2	369.30
203	 <chem>CN(C)CCN(C)OC2=CC=C3C=NC=C3C=C2NC(=O)CCN(C)CC.Cl</chem>	0.2	#2	400.27

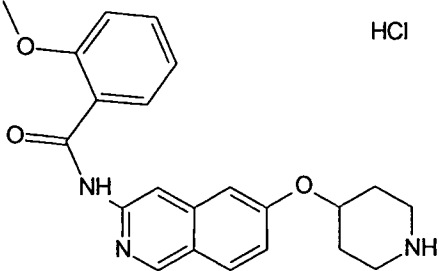
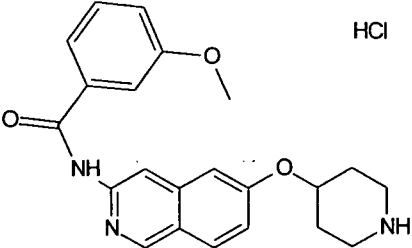
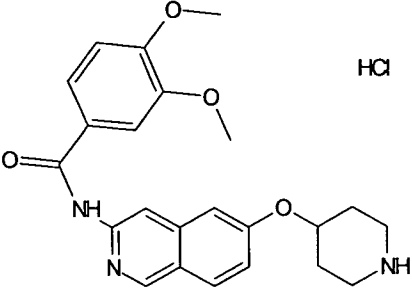
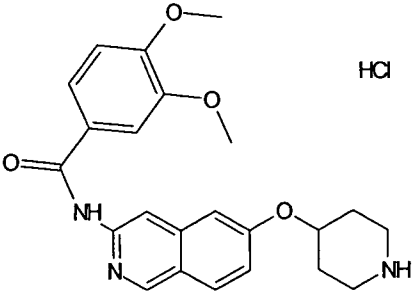
No.	Compound	RT	Method	Detected Mass [MH ⁺]
204		0.16	#2	455.27
205		0.16	#2	483.34
206		0.16	#2	434.26

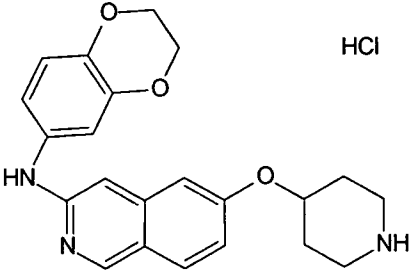
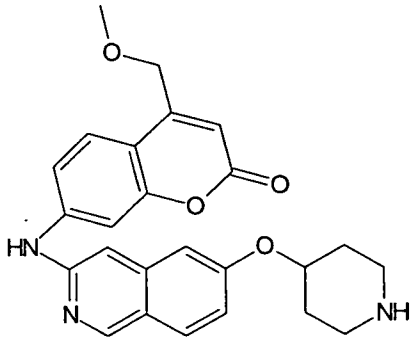
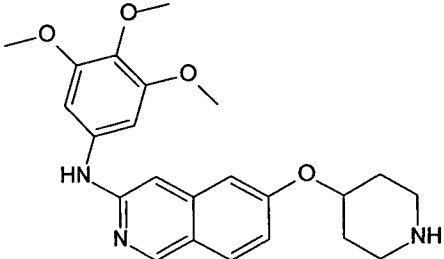
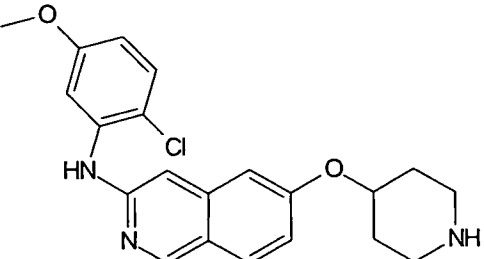
No.	Compound	RT	Method	Detected Mass [MH ⁺]
206A	 <chem>CC1(CCN1)CN(CCC(=O)Nc2cnc3ccc(Oc4cncn4)cc32)CC1</chem>	0.15	#2	452.30
207	<p>CHIRAL</p>  <chem>C1CN(C1)N(Cc2ccccc2)C(=O)Nc3cnc4ccc(Oc5cncn5)cc43</chem>	0.15	#2	403.25
208	 <chem>C1CN(C1)Oc2cnc3ccc(NC4=CN=CC=C4)cc32</chem> HCl	1.02	#2	321.17
209	 <chem>C1CN(C1)Oc2cnc3ccc(NC4=CC=NC=C4)cc32</chem>	1.02	#2	321.17

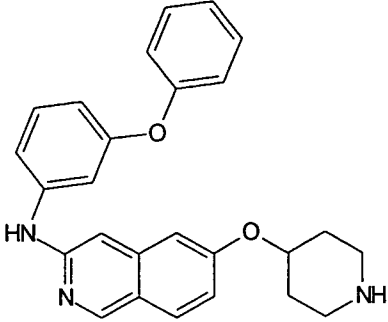
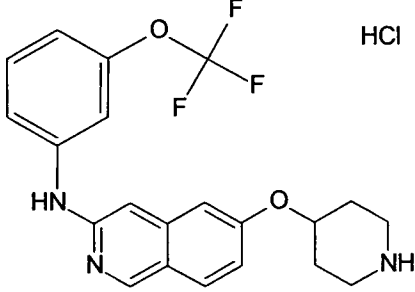
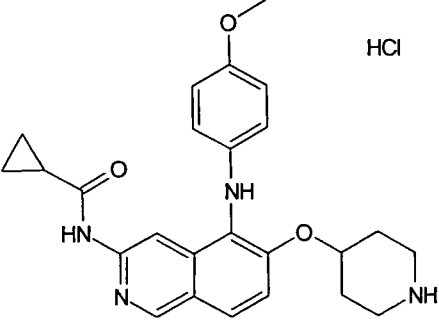
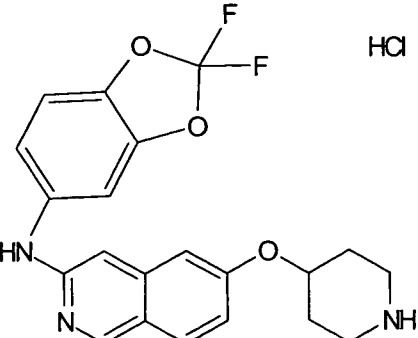
No.	Compound	RT	Method	Detected Mass [MH ⁺]
210	 HCl	1.06	#2	321.17
211	 HCl	0.85	#2	322.17
212	 HCl	0.85	#2	322.17
213	 HCl	0.89	#2	351.18

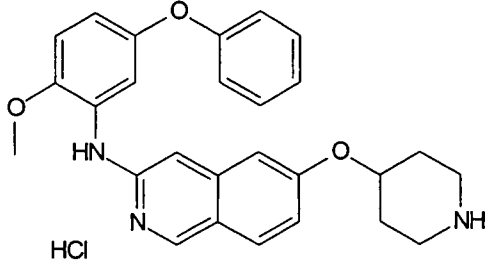
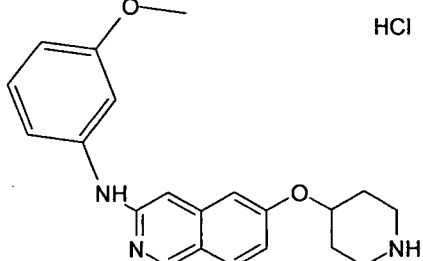
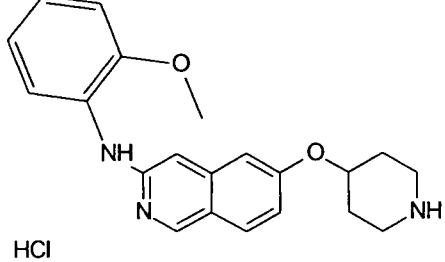
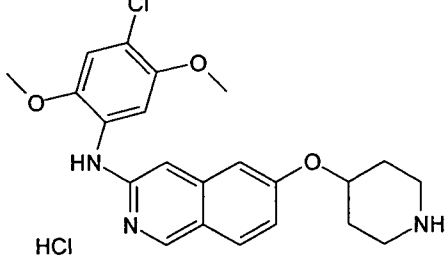
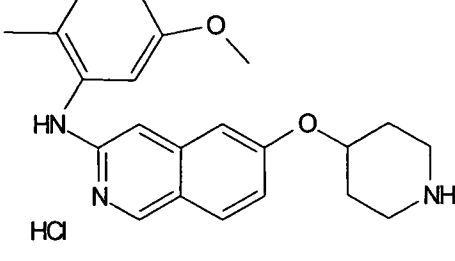
No.	Compound	RT	Method	Detected Mass [MH ⁺]
214	 HCl	0.89	#2	351.18
215	 HCl	1.03	#2	350.19
216	 HCl	1	#2	380.20
217	 HCl	1	#2	380.20

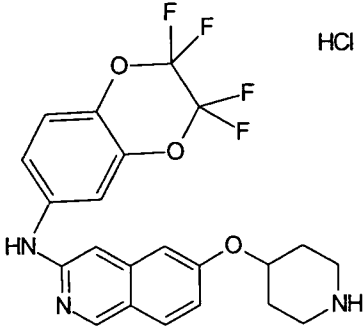
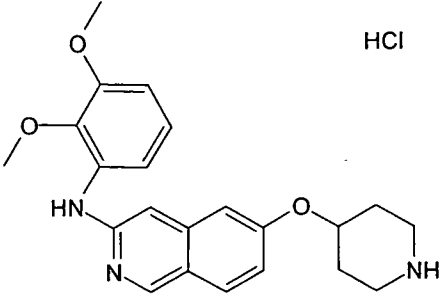
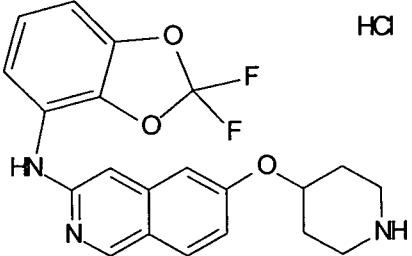
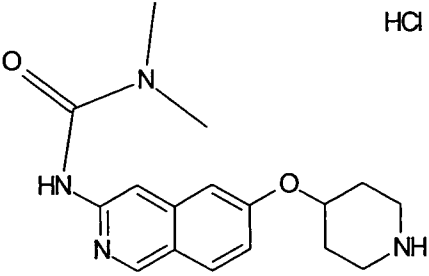
No.	Compound	RT	Method	Detected Mass [MH ⁺]
218	 HCl	0.95	#2	335.19
219	 HCl	1	#2	339.16
220	 HCl	1.05	#1	380.20
221	 HCl	1.06	#1	378.18

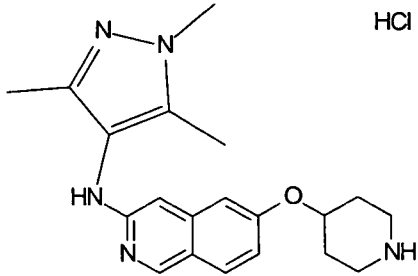
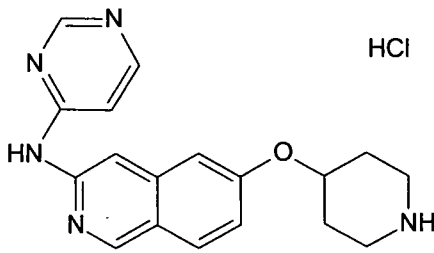
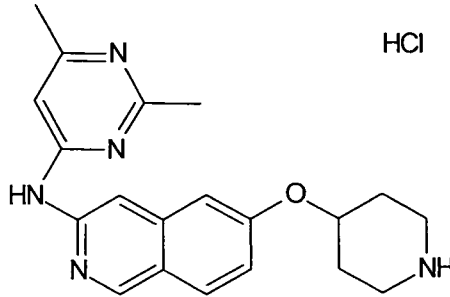
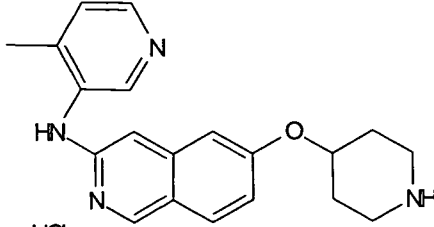
No.	Compound	RT	Method	Detected Mass [MH ⁺]
222	 HCl	1.17	#1	378.18
223	 HCl	1.12	#1	378.18
224	 HCl	1.04	#1	408.19
225	 HCl	1.04	#1	408.19

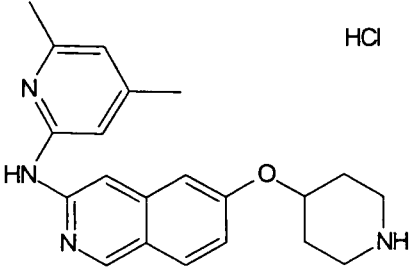
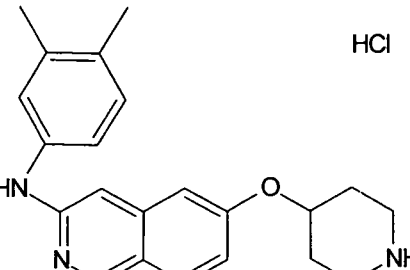
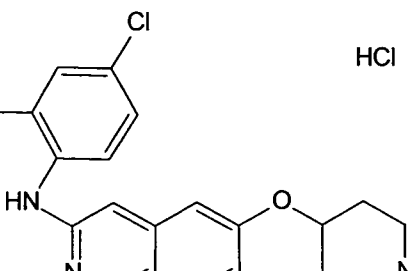
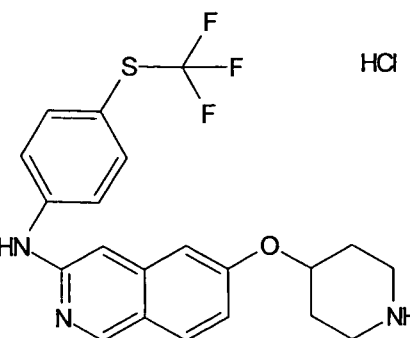
No.	Compound	RT	Method	Detected Mass [MH ⁺]
226	 <p>HCl</p>	0.95	#1	378.18
227		1.1	#1	432.19
228		1.02	#1	410.21
230		1.12	#1	384.15

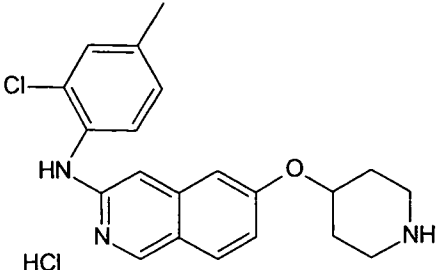
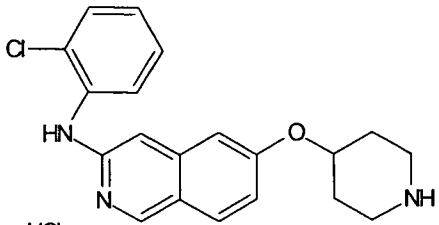
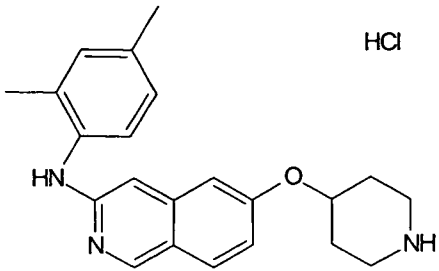
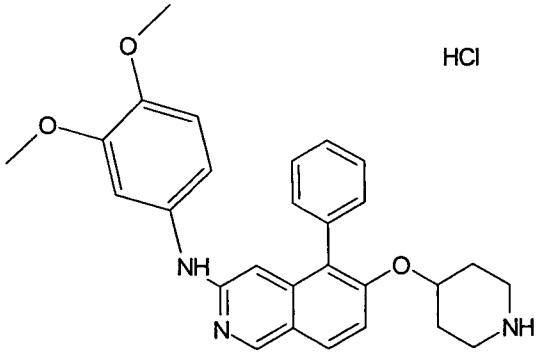
No.	Compound	RT	Method	Detected Mass [MH ⁺]
231		1.28	#1	412.20
232	 HCl	1.31	#1	404.16
233	 HCl	1.15	#1	433.22
234	 HCl	1.25	#1	400.15

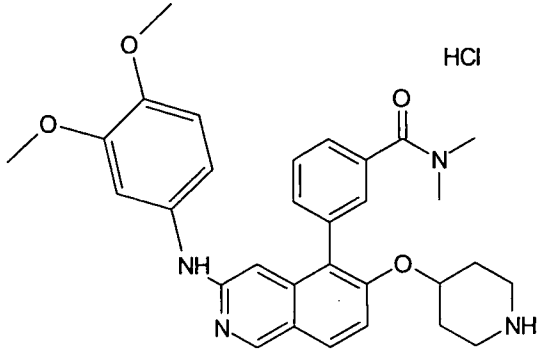
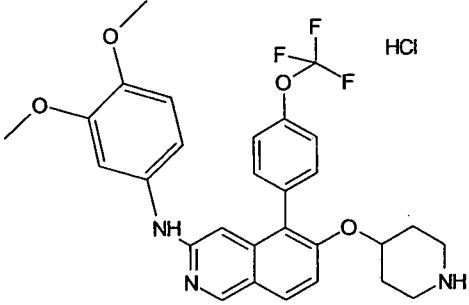
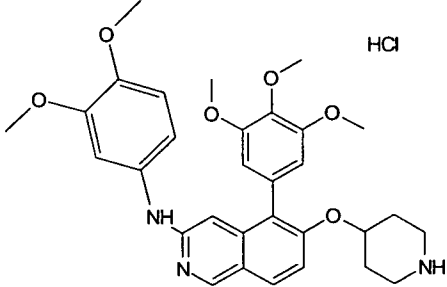
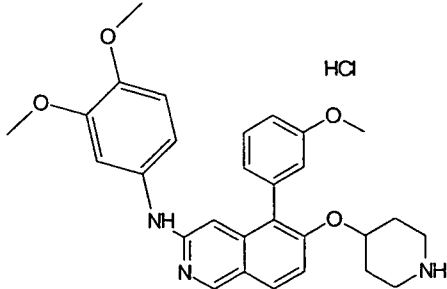
No.	Compound	RT	Method	Detected Mass [MH ⁺]
235	 HCl	1.39	#1	442.21
236	 HCl	1	#1	350.19
237	 HCl	0.99	#1	350.19
238	 HCl	1.13	#1	414.16
239	 HCl	1.03	#1	364.20

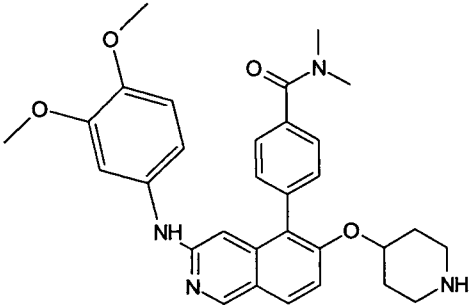
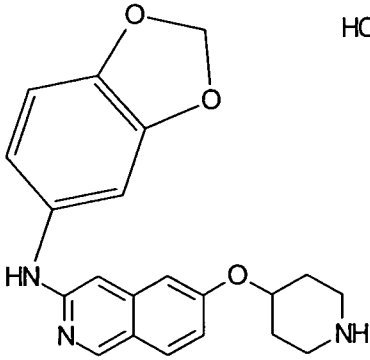
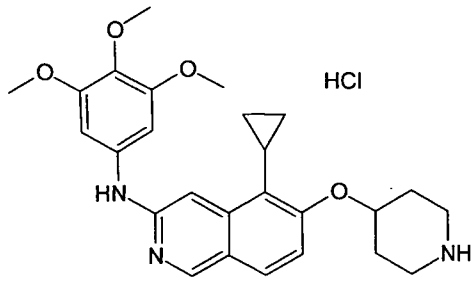
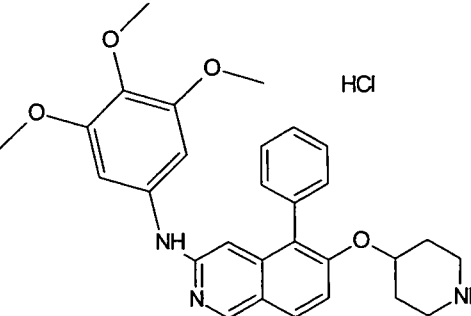
No.	Compound	RT	Method	Detected Mass [MH ⁺]
240	 <p>HCl</p>	1.5	#1	450.14
241	 <p>HCl</p>	0.99	#1	380.20
242	 <p>HCl</p>	1.25	#1	400.15
243	 <p>HCl</p>	0.75	#1	315.18

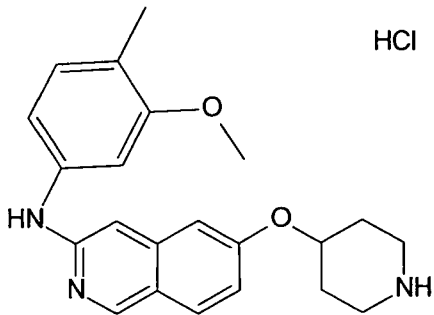
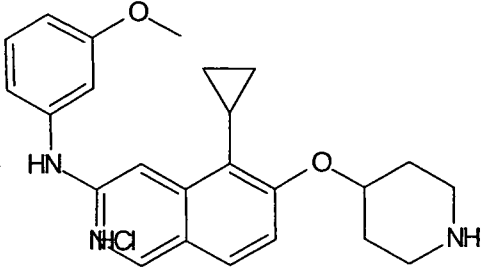
No.	Compound	RT	Method	Detected Mass [MH ⁺]
244	 HCl	0.83	#1	352.21
245	 HCl	0.73	#1	322.17
246	 HCl	0.84	#1	350.20
247	 HCl	0.85	#1	335.19

No.	Compound	RT	Method	Detected Mass [MH ⁺]
248	 HCl	1.05	#1	349.20
249	 HCl	1.1	#1	348.21
250	 HCl	1.1	#1	368.15
251	 HCl	1.33	#1	420.14

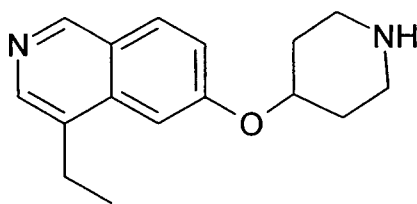
No.	Compound	RT	Method	Detected Mass [MH ⁺]
252	 HCl	1.12	#1	368.15
253	 HCl	1.04	#1	354.14
254	 HCl	1.07	#1	348.21
255	 HCl	1.15	#1	456.23

No.	Compound	RT	Method	Detected Mass [MH ⁺]
256	 <chem>COC1=CC=C(NC2=CN3C=C(C=C3C=C2N4C=CC=C4OC5CCNCC5)C(=O)N(C)C)C=C1OC</chem> HCl	1.11	#1	527.27
257	 <chem>COC1=CC=C(NC2=CN3C=C(C=C3C=C2N4C=CC=C4OC5CCNCC5)OC(F)(F)F)C=C1OC</chem> HCl	1.36	#1	540.21
258	 <chem>COC1=CC=C(NC2=CN3C=C(C=C3C=C2N4C=CC=C4OC5CCNCC5)C(=C1OC)C(=C1OC)OC</chem> HCl	1.15	#1	546.26
259	 <chem>COC1=CC=C(NC2=CN3C=C(C=C3C=C2N4C=CC=C4OC5CCNCC5)C(=C1OC)C=C1OC</chem> HCl	1.07	#1	486.24

No.	Compound	RT	Method	Detected Mass [MH ⁺]
260		1.08	#1	527.27
261	 HCl	0.95	#1	364.17
262	 HCl	1.08	#1	450.24
263	 HCl	1.14	#1	486.24

No.	Compound	RT	Method	Detected Mass [MH ⁺]
264	 HCl	1.03	#1	364.20
265	 HCl	1.11	#1	390.22

4-Ethyl -6-(piperidin-4-yloxy) -isoquinoline (266)

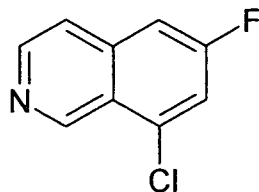


HCl

5 The compound 266 was synthesized in a similar fashion as described for compound 90, using ethyl iodide. LCMS Method # 1, retention time 0.98 min, detected mass 257.31 [M+H]⁺

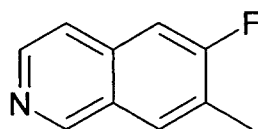
10 Also using the same reaction sequence as for the synthesis of 6-Fluoro-isoquinoline (23), the following two compounds were obtained:

8-Chloro-6-fluoro-isoquinoline (267)



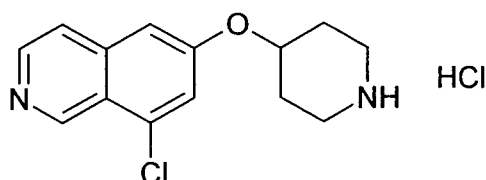
$R_t = 0.83$ min (Method #1). Detected mass: 182.12 ($M+H^+$).

5 6-Fluoro-7-Methylisoquinoline (268)



$R_t = 0.70$ min (Method #TOP). Detected mass: 162.3 ($M+H^+$).

8-Chloro-6-(Piperidin-4-yloxy)- isoquinoline hydrochloride (269)

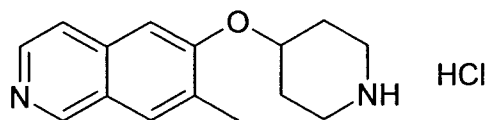


10

8-Chloro-6-(Piperidin-4-yloxy)- isoquinoline hydrochloride (269) was obtained in a similar fashion as described above for the synthesis of (124), starting from 267

$R_t = 0.63$ min (Method #1). Detected mass: 263.14 ($M+H^+$).

15 6-(Piperidin-4-yloxy)-7-Methyl isoquinoline hydrochloride (270)



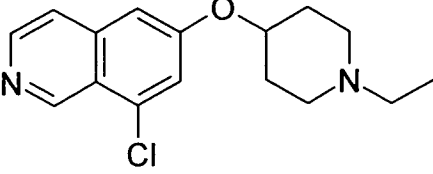
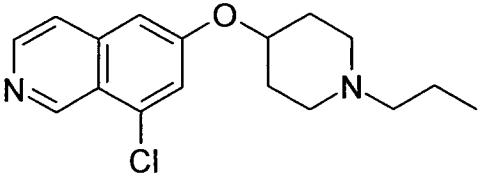
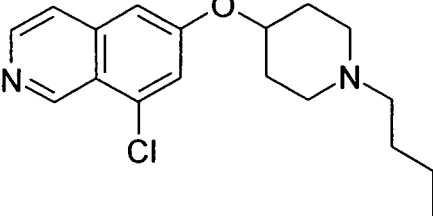
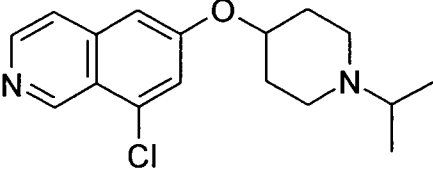
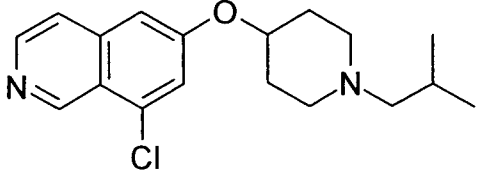
6-(Piperidin-4-yloxy)-7-methyl isoquinoline hydrochloride (270) was obtained in a similar fashion as described above for the synthesis of (124), starting from 268

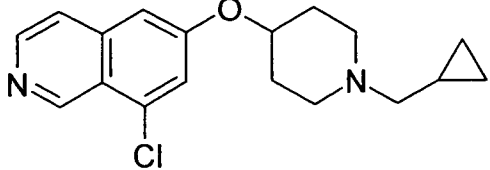
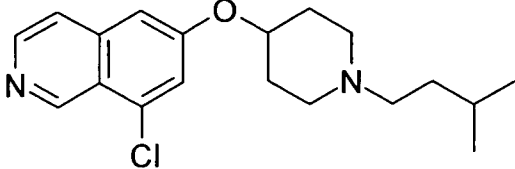
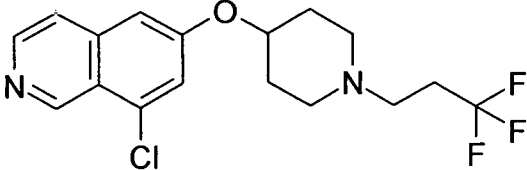
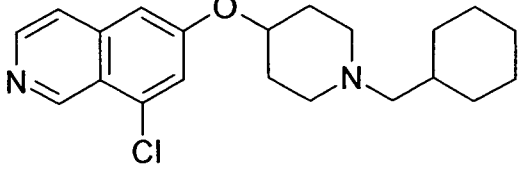
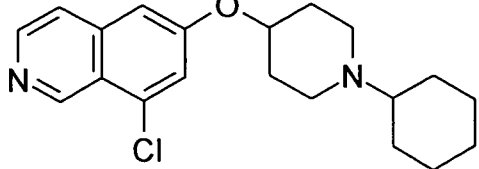
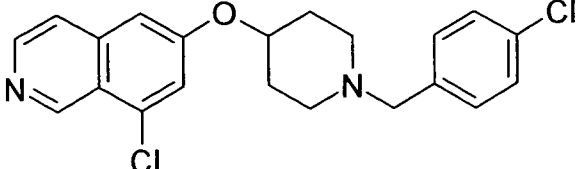
$R_t = 0.64$ min (Method #1). Detected mass: 243.18 ($M+H^+$).

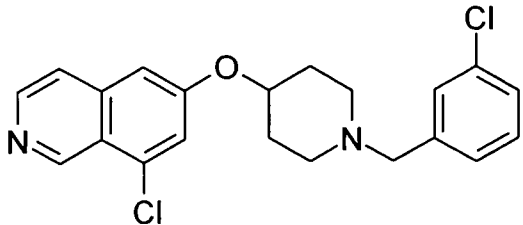
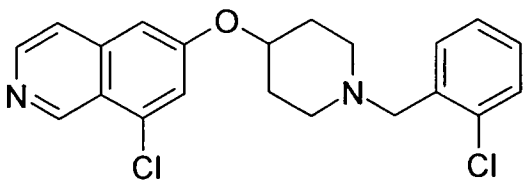
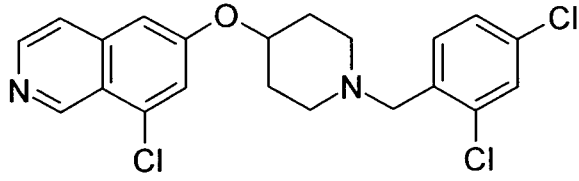
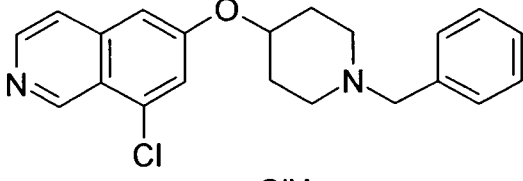
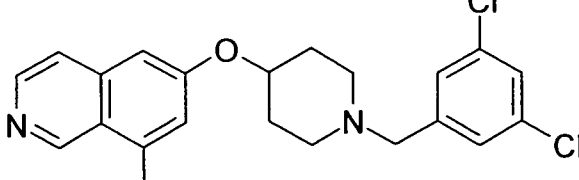
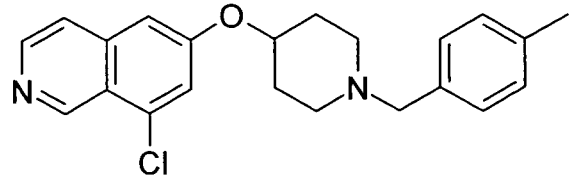
20

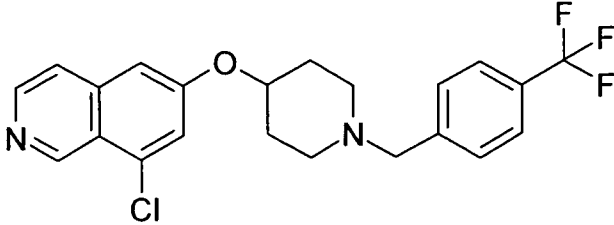
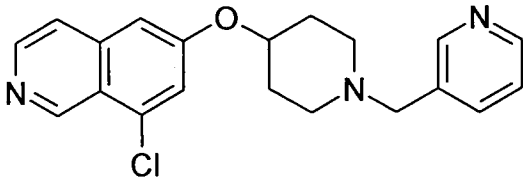
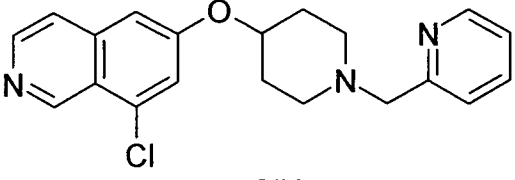
The following set of compounds was obtained the same way, following the reductive amination procedure used to obtain examples 93-123 using 269, 129 or 270,

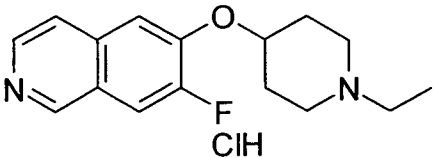
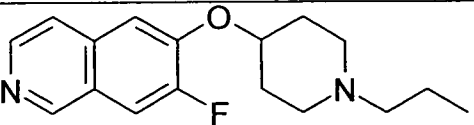
respectively and the corresponding aldehydes as starting material. All LCMS in the following tables were obtained using LCMS method #2.

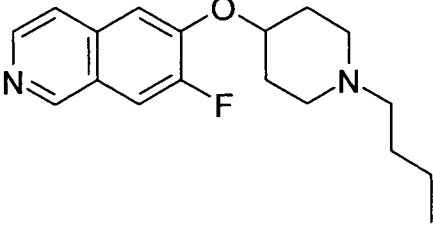
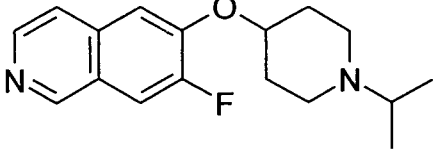
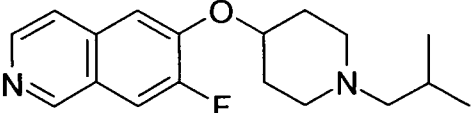
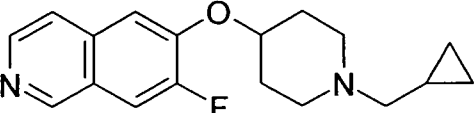
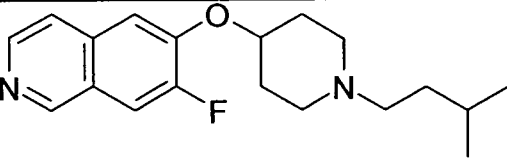
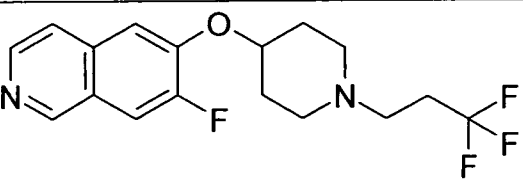
Example No	Formula	T _R	Mass [MH ⁺]
271	 ClH	0.71	291.09
272	 ClH	0.87	305.11
273	 ClH	0.85	319.11
274	 ClH	0.69	305.10
275	 ClH	0.85	319.20

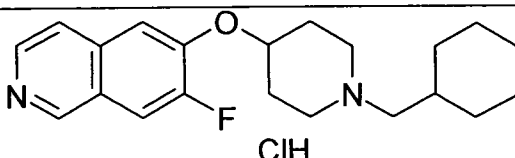
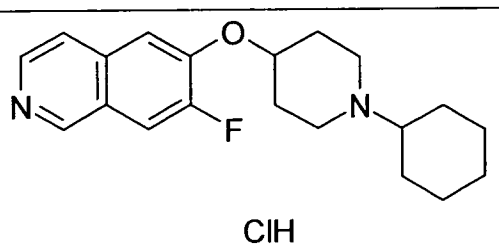
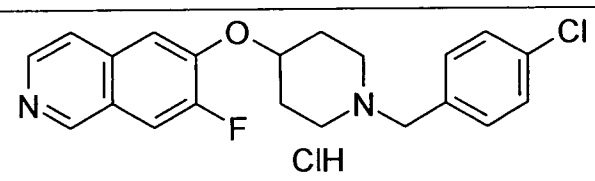
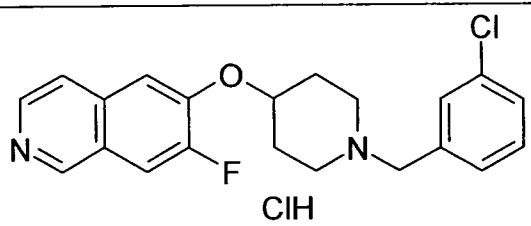
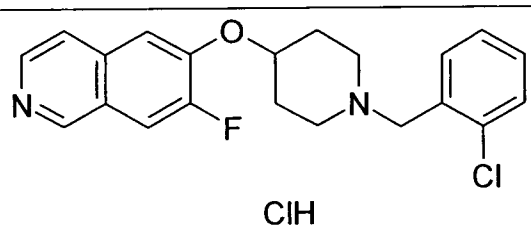
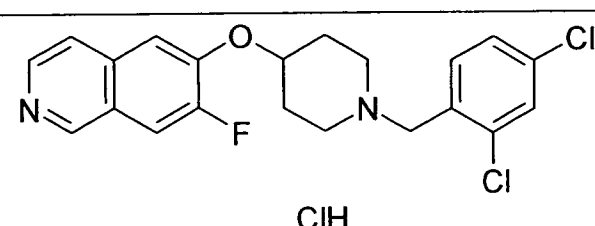
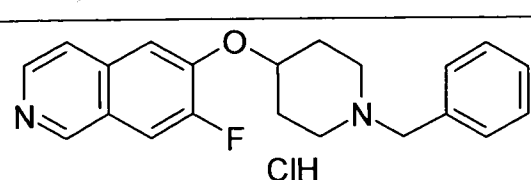
Example No	Formula	T_R	Mass [MH ⁺]
276	 ClH	0.79	317.10
277	 ClH	0.92	333.12
278	 ClH	0.87	359.06
279	 ClH	1.01	359.15
280	 ClH	0.90	345.13
281	 ClH	1.02	387.06

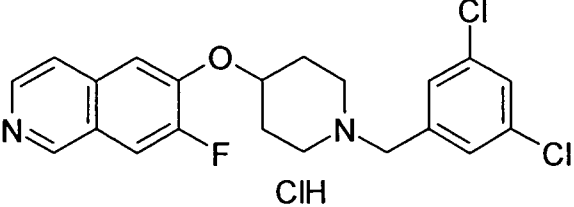
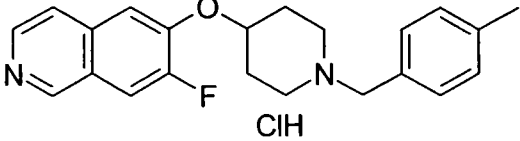
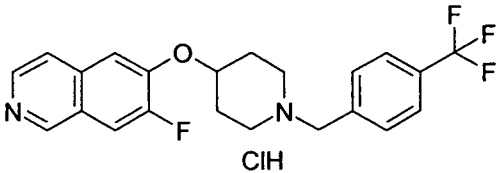
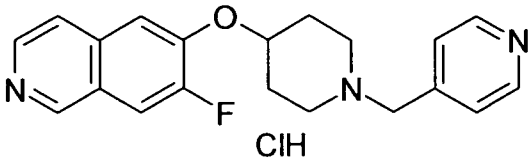
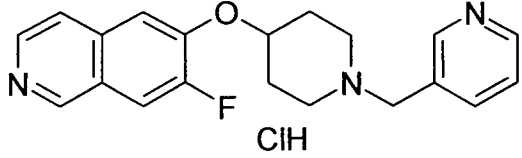
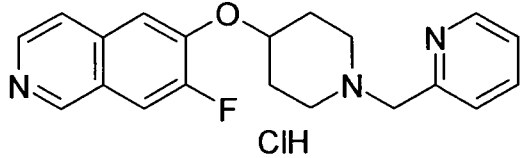
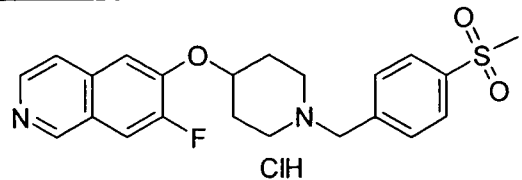
Example No	Formula	T _R	Mass [MH ⁺]
282	 ClH	1.09	387.05
283	 ClH	1.05	387.06
284	 ClH	1.10	421.02
285	 ClH	0.95	353.10
286	 ClH	1.14	421.02
287	 ClH	1.00	367.10

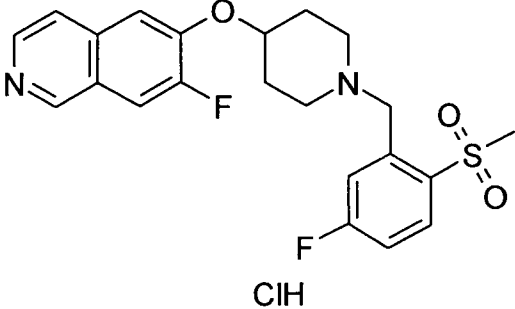
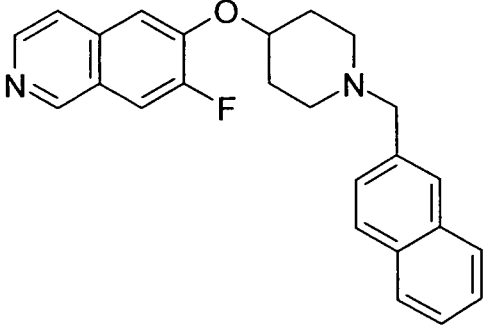
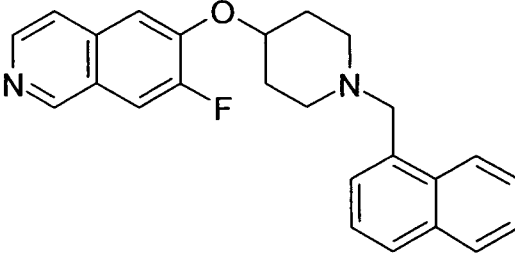
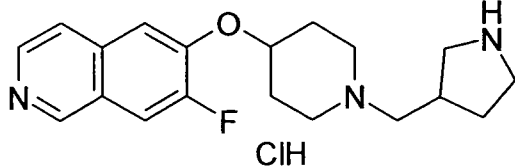
Example No	Formula	T _R	Mass [MH ⁺]
288	 ClH	1.13	421.06
289	 ClH	0.63	354.11
290	 ClH	0.90	354.11

Example No	Formula	T _R	Mass [MH ⁺]
291	 ClH	0.46	275.33
292	 ClH	0.57	289.21

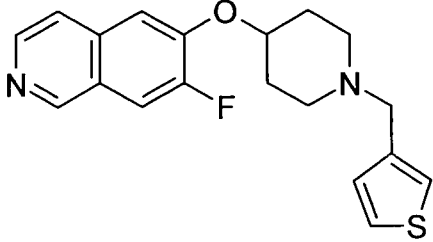
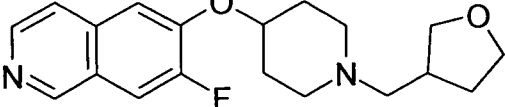
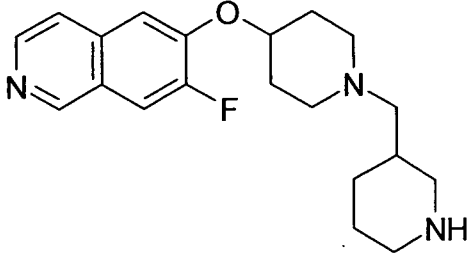
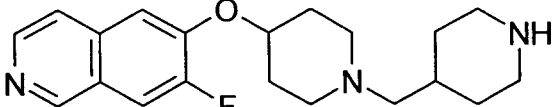
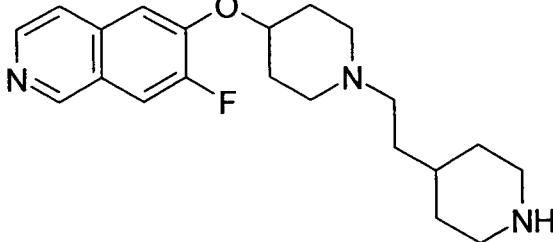
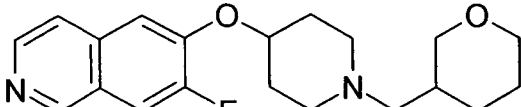
Example No	Formula	T _R	Mass [MH ⁺]
293	 ClH	0.73	303.22
294	 ClH	0.52	289.25
295	 ClH	0.65	303.23
296	 ClH	0.63	301.20
297	 ClH	0.90	317.26
298	 ClH	0.66	343.21

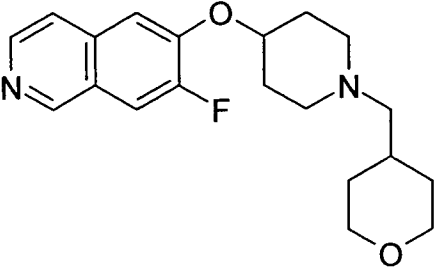
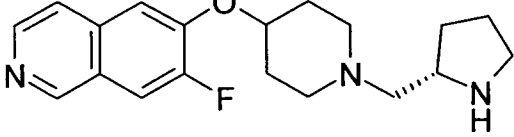
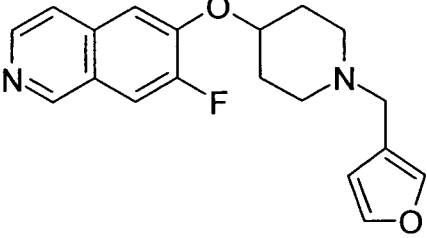
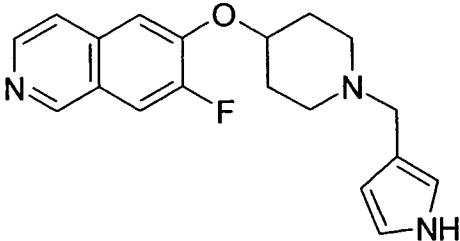
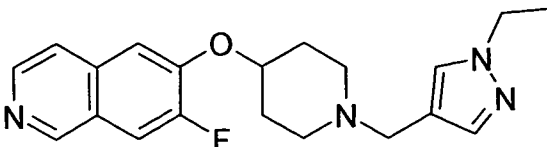
Example No	Formula	T _R	Mass [MH ⁺]
299	 ClH	0.96	343.27
300	 ClH	0.72	329.30
301	 ClH	0.97	371.19
302	 ClH	0.95	371.19
303	 ClH	0.88	371.19
304	 ClH	1.02	405.15 /407.15
305	 ClH	0.83	337.24

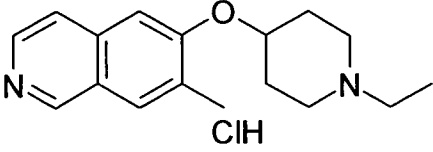
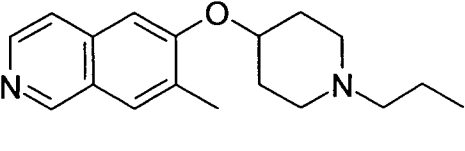
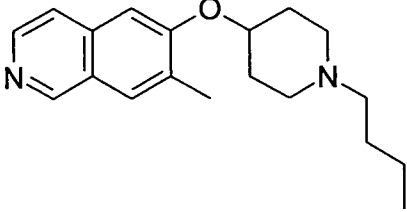
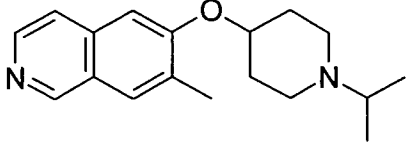
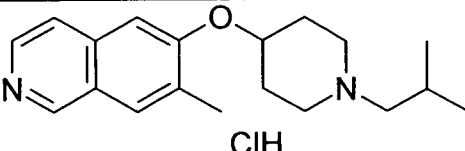
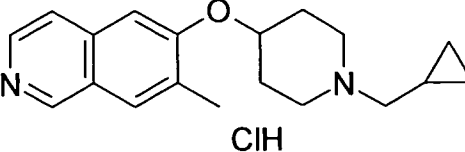
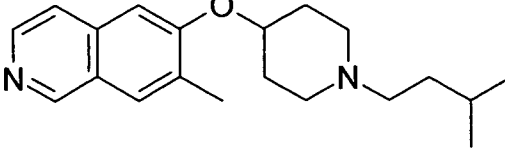
Example No	Formula	T _R	Mass [MH ⁺]
306	 ClH	1.07	405.19 /407.19
307	 ClH	0.94	351.28
308	 ClH	1.05	405.24
309	 ClH	0.23	338.23
310	 ClH	0.49	338.23
311	 ClH	0.67	338.23
312	 ClH	0.70	415.25

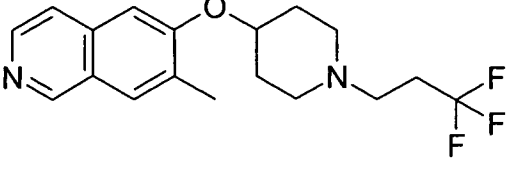
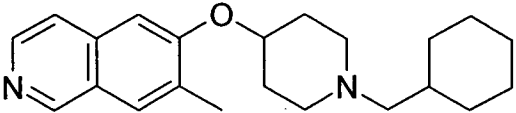
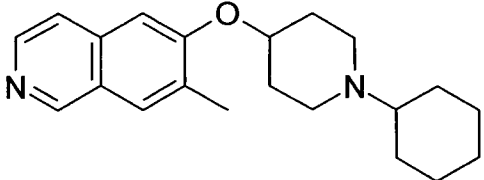
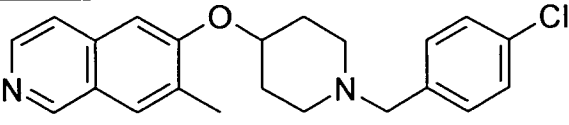
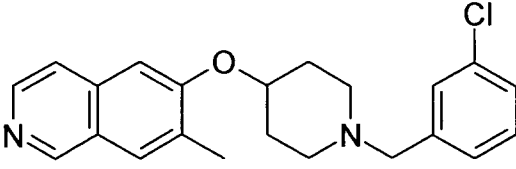
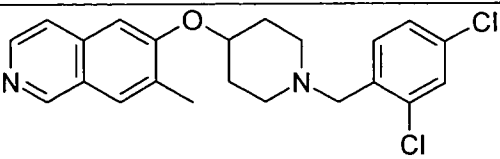
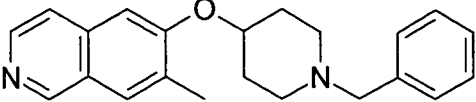
Example No	Formula	T _R	Mass [MH ⁺]
313	 <p>ClH</p>	0.74	433.24
314	 <p>ClH</p>	1.10	387.26
315	 <p>ClH</p>	1.05	387.26
316	 <p>ClH</p>	0.12	330.24

Example No	Formula	T _R	Mass [MH ⁺]
317	<p>Chiral</p> <p>ClH</p>	0.28	330.27
318	<p>ClH</p>	0.58	341.27
319	<p>ClH</p>	0.87	377.25
320	<p>ClH</p>	0.69	355.17

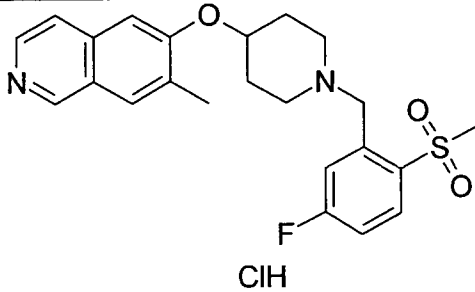
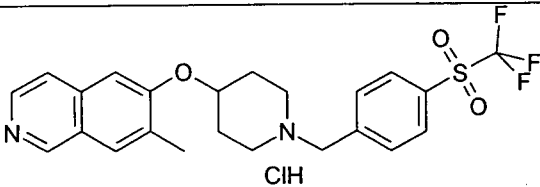
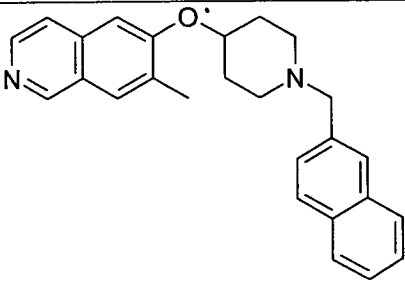
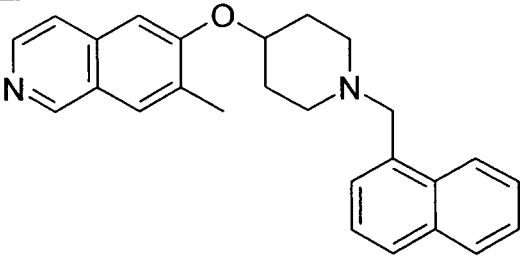
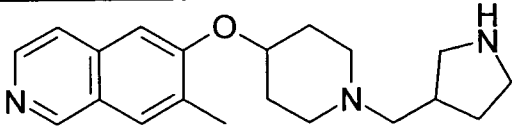
Example No	Formula	T _R	Mass [MH ⁺]
321	 ClH	0.80	343.19
322	 ClH	0.53	331.25
323	 ClH	0.18	344.30
324	 ClH	0.14	344.29
325	 ClH	0.14	358.29
326	 ClH	0.62	345.24

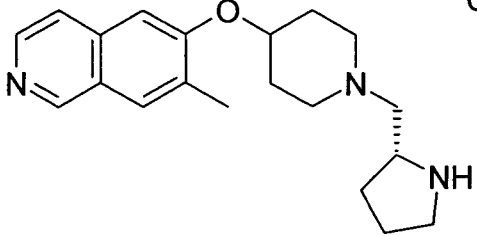
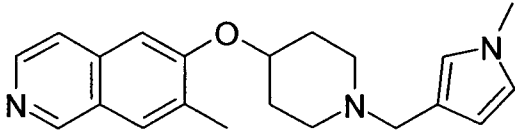
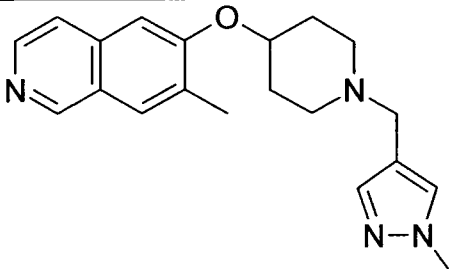
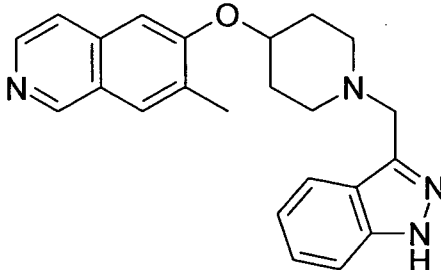
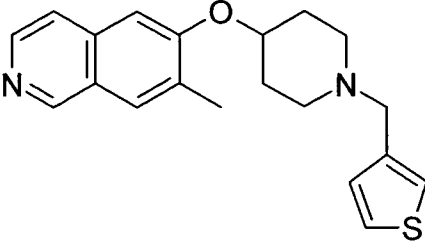
Example No	Formula	T _R	Mass [MH ⁺]
327	 ClH	0.60	345.27
328	 ClH	Chiral 0.12	330.24
329	 ClH	0.67	327.24
330	 ClH	0.18	326.23
331	 ClH	0.23	335.26

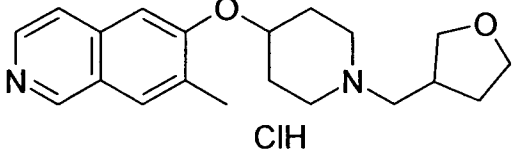
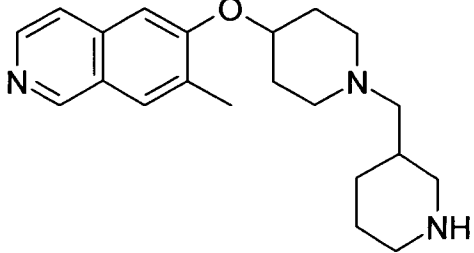

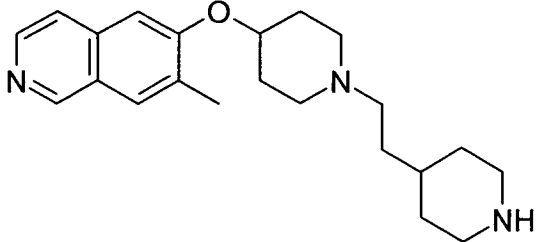
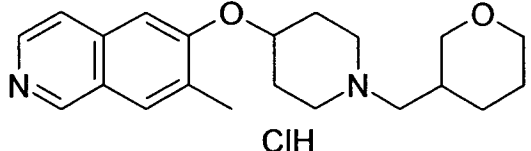
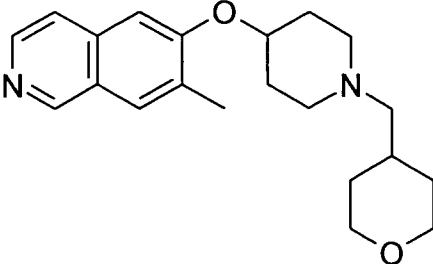
Example No	Formula	T _R	Mass [MH ⁺]
332	 ClH	0.70	271.17
333	 ClH	0.80	285.21
334	 ClH	0.87	299.19
335	 ClH	0.78	285.22
336	 ClH	0.92	299.20
337	 ClH	0.75	297.13
338	 ClH	1.01	313.16

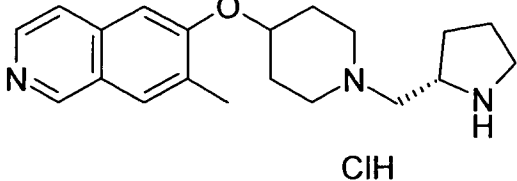
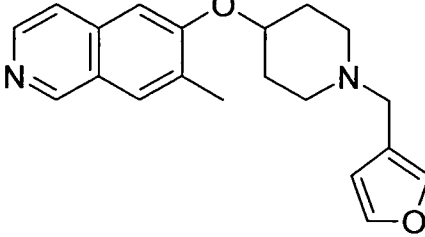
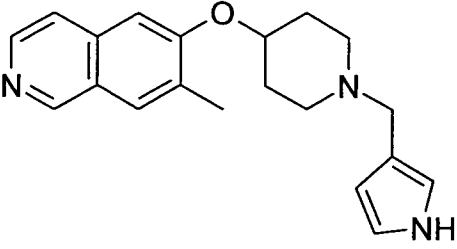
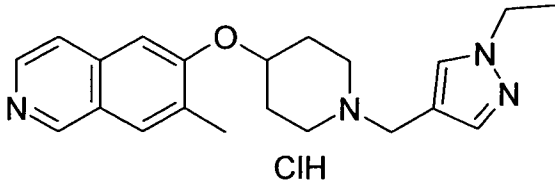
Example No	Formula	T _R	Mass [MH ⁺]
339	 ClH	0.77	339.10
340	 ClH	0.98	339.29
341	 ClH	0.91	325.23
342	 ClH	1.07	367.15
343	 ClH	1.01	367.15
344	 ClH	1.07	401.12/ 403.14
345	 ClH	0.99	333.19

Example No	Formula	T _R	Mass [MH ⁺]
346	 ClH	1.13	401.12/ 403.14
347	 ClH	1.00	347.24
348	 ClH	1.09	401.22
349	 ClH	0.63	334.23
350	 ClH	0.69	334.23
351	 ClH	0.90	334.24
352	 ClH	0.83	411.22

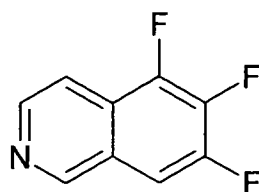
Example No	Formula	T _R	Mass [MH ⁺]
353	 ClH	0.88	429.20
354	 ClH	1.14	465.18
355	 ClH	1.17	383.25
356	 ClH	1.08	383.15
357	 ClH	0.60	326.26

Example No	Formula	T _R	Mass [MH ⁺]
358	 <p>Chiral ClH</p>	0.67	326.26
359	 <p>ClH</p>	0.89	336.25
360	 <p>ClH</p>	0.74	337.24
361	 <p>ClH</p>	0.91	373.23
362	 <p>ClH</p>	0.97	338.15

Example No	Formula	T_R	Mass [MH ⁺]
363	 ClH	0.73	327.24
364	 ClH	0.74	340.27
365	 ClH	0.62	340.28
366	 ClH	0.66	354.29
367	 ClH	0.79	341.26
368	 ClH	0.77	341.25

Example No	Formula	T _R	Mass [MH ⁺]
369	 Chiral ClH	0.76	326.26
370	 ClH	0.81	323.20
371	 ClH	0.84	322.22
372	 ClH	0.88	351.24

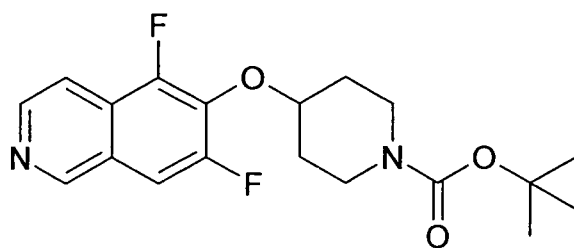
5,6,7-Trifluoro-isoquinoline (373)



- 5 5,6,7-Trifluoro-isoquinoline (373) is obtained by the same reaction sequence, used for the synthesis of 6-Fluoro-isoquinoline (23), starting from 3,4,5-Trifluorobenzaldehyde.

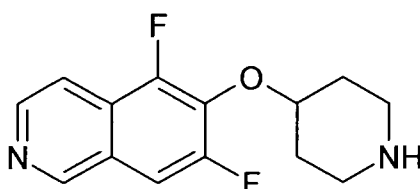
Final purification by preparative HPLC gave the desired isoquinoline as trifluoroacetat. $R_t = 1.15$ min (Method #2). Detected mass: 183.0.

5 **4-(5,7-Difluoro-isoquinolin-6-yloxy)-piperidine-1-carboxylic acid tert-butyl ester (374)**



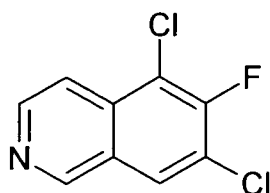
The title compound was synthesized following the protocol described for 4-(Isoquinolin-6-yloxy)-piperidine-1-carboxylic acid-tert-butylester (154). $R_t = 1.27$ min (Method #TOP). Detected mass: 365.2 ($M+H^+$).

5,7-Difluoro-6-(piperidin-4-yloxy)-isoquinoline (375)



4-(5,7-Difluoro-isoquinolin-6-yloxy)-piperidine-1-carboxylic acid tert-butyl ester (374) is deprotected in Methanol/2 N HCl by the general procedure described in AAV2 to yield the title compound as HCl-salt. $R_t = 0.43$ min (Method #TOP). Detected mass: 265.1 ($M+H^+$).

5,7-Dichloro-6-fluoro-isoquinoline (376)

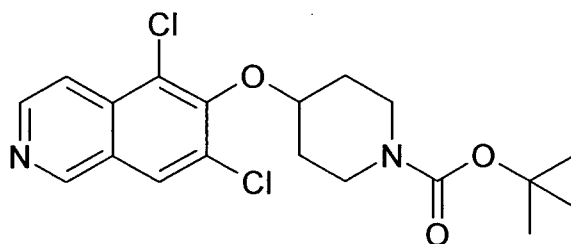


20 5.0 g (27.5 mmol) 7-Chloro-6-fluoro-isoquinoline (150) were dissolved in 90 ml of conc. sulphuric acid. At room temperature 7.35 g (55.0 mmol) N-Chloro-succinimid were

added and the mixture was stirred at 50 °C. After standing overnight at room temperature another 3 eq. N-Chloro-succinimid were added and at the following again 5 eq. N-Chloro-succinimid were added and the temperature was increased to 80 °C. After no further conversion could be detected, the mixture was cooled to room temperature and poured on ice. The aqueous solution was brought to basic pH by adding solid NaOH. The precipitate was filtered off and washed three times with dichloromethane. After drying the organic filtrates with MgSO₄ and evaporation of the solvent 1.09 g of the desired isoquinoline could be isolated. R_t = 1.26 min (Method #TOP). Detected mass: 216.0/218.0 (M+H⁺).

10

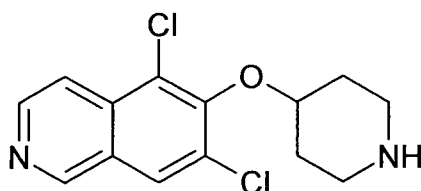
4-(5,7-Dichloro-isoquinolin-6-yloxy)-piperidine-1-carboxylic acid tert-butyl ester (377)



The title compound was synthesized following the protocol described for 4-(Isoquinolin-6-yloxy)-piperidine-1-carboxylic acid-tert-butylester (154). After final purification by preparative HPLC and evaporation of the product fractions, the Boc-group is already partially cleaved. R_t = 1.71 min (Method #2). Detected mass: 397.2/399.2 (M+H⁺).

15

5,7-Dichloro-6-(piperidin-4-yloxy)-isoquinoline (378)



20

150 mg 4-(5,7-Dichloro-isoquinolin-6-yloxy)-piperidine-1-carboxylic acid tert-butyl ester (377, already partially deprotected) were dissolved in 10 ml of dichloromethane and 1 ml of trifluoroacetic acid is added at 0 °C. The solution is stirred for 2 h at room temperature. For working up, 50 ml Dichloromethane were added and the solution was washed with saturated NaHCO₃-solution. The layers were separated and the aqueous

25

phase was extracted once with Dichloromethane. The combined organic layers were again washed with saturated NaHCO₃-solution, dried with MgSO₄ and evaporated. The residue was purified by preparative HPLC. The product fractions were evaporated and the residue dissolved in 2 N HCl. After evaporation, the title compound was
 5 isolated as HCl-salt. R_t = 0.90 min (Method #2). Detected mass: 297.1/299.1 (M+H⁺).

Determination of Rho kinase inhibition

To measure Rho-kinase inhibition, IC₅₀ values were determined according to the
 10 following protocol:

Buffer: 25mM Tris pH7,5; 0,02% BSA; 5% Glycerol; 0,008% Triton X100; 2% DMSO, 1mM DTT; 1mM MgCl₂; 0,5μCi/well γ³³P ATP

Enzyme: ROCKII or ROKα) (Upstate, Catalog # 14-451 Lot # 24880U) 0.1 ng/μl

15 Final concentration of ATP in reaction mixture 40μM

Biotinylated substrate, diluted to 0.25μM with buffer described above (without ATP)

1. 10μl Tris buffer (± Inhibitor)
2. Add 30 μL of enzyme solution
- 20 3. Start the reaction with 30μL of mix substrate/ATP/ATP³³
4. Incubate for 20 min at room temperature
5. Stop reaction with 30μL of 50 mM EDTA
6. Transfer 50 μL of stopped solution to Streptavidin Flash Plate plus, Perkin Elmer, SMP 103A
- 25 7. Incubate for 30 min at RT
8. Wash 4 times with 300 μl of PBS/0.1% Tween 20
9. Radioactivity in the well was determined

No.	IC ₅₀
29	+++
41	++++

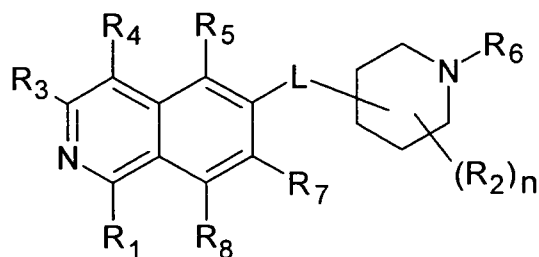
44	++++
59	++++
67	+++
72	++++
81	++++
111	+++
100	+++
120	++++
133	++++
134	+++
138	++++
145	+++
156	++++
228	++++
261	++++
265	+++
266	+++
269	++++
378	++++

The given activity is denoted as the negative logarithm of the IC_{50} (pIC_{50}) as follows:

- +: $3.0 \leq pIC_{50} < 4.0$
5 ++ $4.0 \leq pIC_{50} < 5.0$
+++ $5.0 \leq pIC_{50} < 6.0$
++++ $6.0 \leq pIC_{50}$

Claims

1. A compound of the formula (I)



5

wherein

R_1 is

H,

10 (C₁-C₆)alkyl,

R',

NH-(C₁-C₆)alkyl,

NHR', or

N[(C₁-C₆)alkyl]₂;

15

R_2 is hydrogen, halogen or (C₁-C₆)alkyl;

R_3 is

H,

20 halogen,

(C₁-C₆)alkyl,

(C₁-C₆)alkylene-R',

OH,

O-R'',

25 NH₂,

NHR'',

NR''R'' or

NH-C(O)-R'',

R₄ is

H,

5 halogen,

hydroxy,

CN,

(C₁-C₆)alkyl,

R',

10 (C₁-C₆)alkylene-R';

R₅ is

H,

halogen,

15 CN,

NO₂,

(C₁-C₆)alkyl,

(C₂-C₆)alkenyl,

R',

20 (C₁-C₆)alkylene-(C₆-C₁₀)aryl,

(C₁-C₆)alkenylene-(C₆-C₁₀)aryl,

(C₁-C₆)alkylene-(C₅-C₁₀)heterocyclyl,

CH(OH)-(C₁-C₆)alkyl,

25 NH₂,

NH-R',

NH-SO₂H,

NH-SO₂-(C₁-C₆)alkyl,

NH-SO₂-R',

30 NH-C(O)-(C₁-C₆)alkyl,

NH-C(O)-R',
C(O)N[(C₁-C₆)alkyl]₂,
C(O)OH, or
C(O)O-(C₁-C₆)alkyl;

5

R₆ is

H,

R',

(C₁-C₈)alkyl,

- 10 (C₁-C₆)alkylene-R',
(C₁-C₆)alkylene-O-(C₁-C₆)alkyl,
(C₁-C₆)alkylene-O-R',
(C₁-C₆)alkylene-CH[R']₂,
(C₁-C₆)alkylene-C(O)-R',
15 (C₁-C₆)alkylene-C(O)NH₂,
(C₁-C₆)alkylene-C(O)NH-R', or
(C₁-C₆)alkylene-C(O)N[R']₂;

R₇ is

20

H,

halogen,

CN,

NO₂,

(C₁-C₆)alkyl,

25

(C₂-C₆)alkenyl,

R',

(C₁-C₆)alkenylene-(C₆-C₁₀)aryl,

(C₁-C₆)alkylene-R',

CH(OH)-(C₁-C₆)alkyl,

- NH₂,
NH-R',
NH-SO₂H,
NH-SO₂-(C₁-C₆)alkyl,
5 NH-SO₂-R',
SO₂-NH₂,
SO₂-NHR',
NH-C(O)-(C₁-C₆)alkyl,
NH-C(O)-R',
10 C(O)N[(C₁-C₆)alkyl]₂,
C(O)OH, or
C(O)O-(C₁-C₆)alkyl;

- R₈ is H, halogen or (C₁-C₆)alkyl;
15 n is 1, 2, 3 or 4; and

L is O or O-(C₁-C₆)alkylene;

- 20 wherein
R' is
(C₃-C₈)cycloalkyl,
(C₅-C₁₀)heterocyclyl,
(C₆-C₁₀)aryl; and
25 R'' is
(C₃-C₈)cycloalkyl,
(C₅-C₁₀)heterocyclyl,
(C₆-C₁₀)aryl,
(C₁-C₆)alkyl,
30 (C₁-C₆)alkylene-R',

(C₁-C₆)alkylene-O-(C₁-C₆)alkyl,

(C₁-C₆)alkylene-O-R', or

(C₁-C₆)alkylene-NR_xR_y; and

wherein R_x and R_y are independently of each other

5 (C₁-C₆)alkyl,

(C₅-C₁₀)heterocyclyl,

(C₆-C₁₀)aryl,

(C₁-C₄)alkylene-(C₅-C₁₀)heterocyclyl,

(C₁-C₄)alkylene-(C₆-C₁₀)aryl,

10 (C₁-C₄)alkylene-NH(C₁-C₆)alkyl,

(C₁-C₄)alkylene-N[(C₁-C₆)alkyl]₂,

(C₁-C₄)alkylene-N[(C₆-C₁₀)aryl]₂, or

(C₁-C₄)alkylene-N[(C₅-C₁₀)heterocyclyl]₂; and

15 wherein in residues R₄, R₅, R₇ and R₈ one alkyl or alkylene hydrogen atom can optionally be substituted by OH, F, OCH₃, COOH, COOCH₃, NH₂, NHCH₃, N(CH₃)₂, CONH₂, CONHCH₃ or CON(CH₃)₂;

and their pharmaceutically acceptable salts and/or physiologically functional
20 derivatives.

2. A compound according to claim 1, wherein R₁ is H, (C₁-C₆)alkyl, (C₆-C₁₀)aryl, NH-(C₁-C₆)alkyl, NH-(C₆-C₁₀)aryl or N[(C₁-C₆)alkyl]₂.

25 3. A compound according to one of claims 1 or 2, wherein R₁ is H, (C₁-C₄)alkyl, NH-(C₁-C₄)alkyl, N[(C₁-C₄)alkyl]₂ or NH-phenyl.

4. A compound according to one of claims 1 to 3, wherein R₁ is H, (C₁-C₂)alkyl or NH-(C₁-C₂)alkyl.

5. A compound according to one of claims 1 to 4, wherein R₁ is H.
6. A compound according to one of claims 1 to 5, wherein R₃ is H, halogen,
5 (C₁-C₄)alkylene-R', O-R'' or NHR'', and wherein R' and R'' are defined as in claim 1.
7. A compound according to one of claims 1 to 6, wherein R₃ is H or NHR''.
8. A compound according to one of claims 1 to 7, wherein R₃ is H;
10 NH-(C₅-C₆)heterocyclyl, preferably NH-(C₅-C₆)heteroaryl containing one or more N
atoms; or NH-phenyl.
9. A compound according to one of claims 1 to 8, wherein R₈ is H, halogen or (C₁-
C₄)alkyl.
15
10. A compound according to one of claims 1 to 9, wherein R₈ is H, Cl, F, methyl or
ethyl.
11. A compound according to one of claims 1 to 10, wherein R₄ is H, halogen or
20 (C₁-C₆)alkyl.
12. A compound according to one of claims 1 to 11, wherein R₄ is H, halogen or
(C₁-C₄)alkyl.
- 25 13. A compound according to one of claims 1 to 12, wherein R₄ is H.
14. A compound according to one of claims 1 to 13, wherein R₅ is H, halogen, CN,
(C₁-C₆)alkyl, R', NH-(C₆-C₁₀)aryl or (C₁-C₆)alkylene-R'.

15. A compound according to one of claims 1 to 14, wherein R₅ is H, halogen, (C₁-C₆)alkyl, R', NH-(C₆-C₁₀)aryl or (C₁-C₆)alkylene-R'.
16. A compound according to one of claims 1 to 15, wherein R₅ is H, halogen,
5 (C₁-C₆)alkyl, (C₆-C₁₀)aryl, NH-(C₆-C₁₀)aryl, (C₁-C₂)alkyl-(C₆-C₁₀)aryl or (C₅-C₁₀)heteroaryl.
17. A compound according to one of claims 1 to 16, wherein R₇ is H, halogen, CN, (C₁-C₆)alkyl, (C₂-C₆)alkenyl, R' or (C₁-C₆)alkylene-(C₃-C₈)cycloalkyl.
- 10 18. A compound according to one of claims 1 to 17, wherein R₇ is H, halogen, CN, (C₁-C₄)alkyl, (C₁-C₄)alkenyl, phenyl, cyclopropyl or (C₅-C₆)heteroaryl.
19. A compound according to one of claims 1 to 18, wherein R₇ is H, fluoro, chloro,
15 bromo, methyl, ethyl, phenyl, nitrile, cyclopropyl, thienyl or vinyl.
20. A compound according to one of claims 1 to 19, wherein n is 1, 2 or 3.
21. A compound according to one of claims 1 to 20, wherein n is 1.
- 20 22. A compound according to one of claims 1 to 21, wherein R₂ is H, halogen or (C₁-C₄)alkyl.
23. A compound according to one of claims 1 to 22, wherein R₂ is H or
25 (C₁-C₄)alkyl.
24. A compound according to one of claims 1 to 23, wherein R₂ is H, (C₁-C₂)alkyl.
25. A compound according to one of claims 1 to 24, wherein R₆ is H, (C₁-C₆)alkyl,
30 R', (C₁-C₄)alkylene-(C₃-C₈)cycloalkyl, (C₁-C₄)alkylene-(C₅-C₁₀)heterocyclyl,

(C₁-C₄)alkylene-C(O)-(C₅-C₁₀)heterocyclyl, (C₁-C₄)alkylene-C(O)-(C₆-C₁₀)aryl or (C₁-C₆)alkylene-(C₆-C₁₀)aryl.

26. A compound according to one of claims 1 to 25, wherein R₆ is H, (C₁-C₆)alkyl,
5 (C₅-C₁₀)heterocyclyl, (C₁-C₄)alkylene-(C₅-C₁₀)heterocyclyl or (C₁-C₆)alkylene-(C₆-C₁₀)aryl.

27. A compound according to one of claims 1 to 26, wherein L is attached to the 3-
10 position or to the 4-position of the piperidine ring.

28. A compound according to one of claims 1 to 27, wherein L is attached to the 4-
position of the piperidine ring.

29. A compound according to one of claims 1 to 28, wherein L is O-methylene, O-
15 ethylene or preferably O.

30. A compound according to claim 1, wherein

R₁ is H, (C₁-C₆)alkyl, (C₆-C₁₀)aryl, NH-(C₁-C₆)alkyl, NH-(C₆-C₁₀)aryl, or
20 N[(C₁-C₆)alkyl]₂;

R₂ is hydrogen, halogen, or (C₁-C₆)alkyl;

R₃ is H, halogen, (C₁-C₄)alkylene-R', O-R'' or NHR'', wherein R' and R'' are defined
25 as in claim 1;

R₄ is H, halogen or (C₁-C₆)alkyl;

R₅ is H, (C₁-C₆)alkyl, halogen, CN, (C₆-C₁₀)aryl, NH-(C₆-C₁₀)aryl, (C₁-C₆)alkylene-(C₆-C₁₀)aryl, (C₅-C₁₀)heterocyclyl or (C₁-C₆)alkylene-(C₅-C₁₀)heterocyclyl;

5 R₆ is H, (C₁-C₆)alkyl, R', (C₁-C₄)alkylene-(C₅-C₁₀)heterocyclyl, (C₁-C₆)alkylene-C(O)-(C₆-C₁₀)aryl, (C₁-C₄)alkylene-C(O)-(C₅-C₁₀)heterocyclyl, or (C₁-C₆)alkylene-(C₆-C₁₀)aryl;

R₇ is H, halogen, CN, (C₁-C₆)alkyl, (C₂-C₆)alkenyl or R';

10 R₈ is H, halogen or (C₁-C₆)alkyl;

n is 1, 2 or 3, and

L is O, O-methylene or O-ethylene.

15

31. A compound according to claim 1, wherein

R₁ is H, (C₁-C₆)alkyl, (C₆-C₁₀)aryl, NH-(C₁-C₆)alkyl, NH-(C₆-C₁₀)aryl, or N[(C₁-C₆)alkyl]₂;

20

R₂ is H or (C₁-C₄)alkyl;

R₃ is H, halogen or NHR'', wherein R'' is defined as above;

25 R₄ is H, halogen or (C₁-C₄)alkyl;

R₅ is H, (C₁-C₆)alkyl, halogen, (C₆-C₁₀)aryl, NH-(C₆-C₁₀)aryl, (C₁-C₆)alkylene-(C₆-C₁₀)aryl or (C₅-C₁₀)heterocyclyl;

R₆ is H, (C₁-C₆)alkyl, R', (C₁-C₄)alkylene-(C₅-C₁₀)heterocyclyl or (C₁-C₆)alkylene-(C₆-C₁₀)aryl;

R₇ is H, halogen, CN, (C₁-C₆)alkyl, (C₂-C₆)alkenyl or R';

5

R₈ is H, halogen or (C₁-C₆)alkyl;

n is 1, 2 or 3; and

10 L is O.

32. A compound according to claim 1, wherein

R₁ is H, (C₁-C₄)alkyl, NH-(C₁-C₄)alkyl, N[(C₁-C₄)alkyl]₂ or NH-phenyl;

15 R₂ is H, (C₁-C₄)alkyl;

R₃ is H, NH-(C₅-C₆)heteroaryl or NH-phenyl;

R₄ is H, halogen or (C₁-C₄)alkyl;

20

R₅ is H, (C₁-C₄)alkyl, halogen, (C₆-C₁₀)aryl, NH-(C₆-C₁₀)aryl, (C₁-C₂)alkyl-(C₆-C₁₀)aryl or (C₅-C₁₀)heteroaryl;

R₆ is H, (C₁-C₆)alkyl, (C₅-C₁₀)heterocyclyl, (C₁-C₄)alkylene-(C₅-C₁₀)heterocyclyl,

25 (C₆-C₁₀)aryl or (C₁-C₆)alkylene-(C₆-C₁₀)aryl;

R₇ is H, halogen, CN, (C₁-C₄)alkyl, (C₁-C₄)alkenyl, phenyl, cyclopropyl, (C₅-C₆)heteroaryl;

30 R₈ is H, halogen or (C₁-C₄)alkyl;

n is 1; and

L is O.

5

33. Use of at least one compounds of the formula (I) and/or their physiologically acceptable salt as claimed in one of claims 1 to 32 for producing a medicament.

34. Use of at least one compounds of the formula (I) and/or their physiologically acceptable salt as claimed in one of claims 1 to 32 for producing a medicament for the treatment and/or prevention of hypertension, pulmonary hypertension, ocular hypertension, peripheral circulatory disorder, angina pectoris, cerebral vasospasm, asthma, premature birth, hyperaggregability of platelets, Peripheral Occlusive Arterial Disease (PAOD), Chronic Obstructive Pulmonary Disease (COPD), cancer
10 development, erectile dysfunction, arteriosclerosis, ischemic organ failure (end organ damage), fibroid lung, fibroid liver, liver failure, fibroid kidney, renal glomerulosclerosis, kidney failure, organ hypertrophy, prostatic hypertrophy, complications of diabetes, blood vessel restenosis, atherosclerosis, cancer, cardiac hypertrophy, heart failure
15 ischemic diseases; inflammation; autoimmune diseases; AIDS, osteopathy such as osteoporosis, brain functional disorder, infection of digestive tracts with bacteria,
20 sepsis, adult respiratory distress syndrome, retinopathy, glaucoma or Alzheimer's disease.

35. A medicament comprising an effective amount of at least one compound as
25 claimed in any of claims 1 to 32 and/or a pharmacologically acceptable salt thereof, physiologically tolerated excipients and carriers and, where appropriate, further additives and/or other active ingredients.

INTERNATIONAL SEARCH REPORT

International application No
PCT/EP2006/005648

A. CLASSIFICATION OF SUBJECT MATTER

INV. C07D401/12 C07D401/14 C07D405/14 C07D409/14 C07D413/14
C07D217/02 C07D217/22 A61K31/4725 A61P11/00 A61P27/00

According to International Patent Classification (IPC) or to both national classification and IPC

B. FIELDS SEARCHED

Minimum documentation searched (classification system followed by classification symbols)
C07D A61K A61P

Documentation searched other than minimum documentation to the extent that such documents are included in the fields searched

Electronic data base consulted during the international search (name of data base and, where practical, search terms used)

EPO-Internal, CHEM ABS Data, WPI Data

C. DOCUMENTS CONSIDERED TO BE RELEVANT

Category*	Citation of document, with indication, where appropriate, of the relevant passages	Relevant to claim No.
A	EP 1 541 559 A (ASAHI KASEI PHARMA CORPORATION) 15 June 2005 (2005-06-15) the whole document	1-35
A	TAKAMI, ATSUYA ET AL: "Design and synthesis of Rho kinase inhibitors (I)" BIOORGANIC & MEDICINAL CHEMISTRY, 12(9), 2115-2137 CODEN: BMECEP; ISSN: 0968-0896, 2004, XP002309639 the whole document	1-35

Further documents are listed in the continuation of Box C.

See patent family annex.

* Special categories of cited documents :

- *A* document defining the general state of the art which is not considered to be of particular relevance
- *E* earlier document but published on or after the international filing date
- *L* document which may throw doubts on priority claim(s) or which is cited to establish the publication date of another citation or other special reason (as specified)
- *O* document referring to an oral disclosure, use, exhibition or other means
- *P* document published prior to the international filing date but later than the priority date claimed

- *T* later document published after the international filing date or priority date and not in conflict with the application but cited to understand the principle or theory underlying the invention
- *X* document of particular relevance; the claimed invention cannot be considered novel or cannot be considered to involve an inventive step when the document is taken alone
- *Y* document of particular relevance; the claimed invention cannot be considered to involve an inventive step when the document is combined with one or more other such documents, such combination being obvious to a person skilled in the art.
- *Z* document member of the same patent family

Date of the actual completion of the international search

25 September 2006

Date of mailing of the international search report

04/10/2006

Name and mailing address of the ISA/

European Patent Office, P.B. 5818 Patentlaan 2
NL - 2280 HV Rijswijk
Tel. (+31-70) 340-2040, Tx. 31 651 epo nl,
Fax: (+31-70) 340-3016

Authorized officer

Gregoire, Ariane

INTERNATIONAL SEARCH REPORT

Information on patent family members

International application No

PCT/EP2006/005648

Patent document cited in search report		Publication date	Patent family member(s)		Publication date
EP 1541559	A	15-06-2005	AU	2003281623 A1	09-02-2004
			CA	2493230 A1	29-01-2004
			CN	1668600 A	14-09-2005
			WO	2004009555 A1	29-01-2004
