



US00D690101S

(12) **United States Design Patent**
Matthews

(10) **Patent No.:** **US D690,101 S**

(45) **Date of Patent:** **** *Sep. 24, 2013**

(54) **SHOE TOTE BAG**

(76) Inventor: **Erna H. Matthews**, Colborne (CA)

(*) Notice: This patent is subject to a terminal disclaimer.

(**) Term: **14 Years**

(21) Appl. No.: **29/416,526**

(22) Filed: **Mar. 23, 2012**

(51) **LOC (9) Cl.** **03-01**

(52) **U.S. Cl.**
USPC **D3/238**; D3/234; D3/244

(58) **Field of Classification Search**
USPC D3/232-246; 224/652-653, 582,
224/657, 235, 647, 656; 150/100, 103-110,
150/113-114
See application file for complete search history.

(56) **References Cited**

U.S. PATENT DOCUMENTS

4,126,256 A	11/1978	McGruder	
D267,369 S *	12/1982	Blanchard D3/238
4,376,344 A	3/1983	Kimsey	
5,158,220 A	10/1992	Glass	

5,881,708 A	3/1999	Kliot	
D413,437 S *	9/1999	Nickolich D3/238
D646,890 S *	10/2011	Barfield D3/232

* cited by examiner

Primary Examiner — Holly Baynham

(57) **CLAIM**

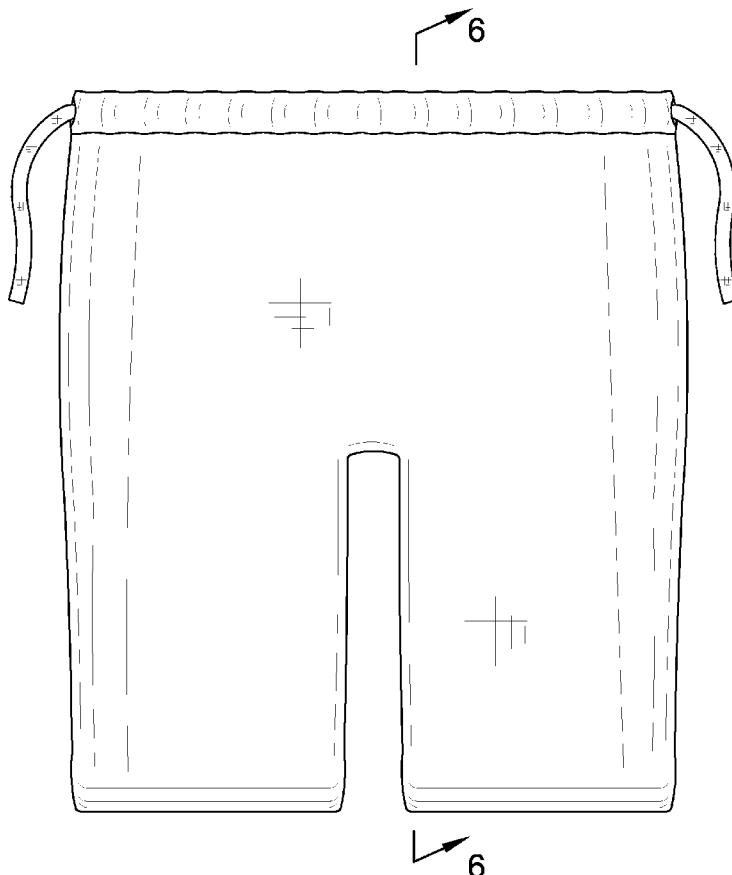
The ornamental design for a shoe tote bag, as shown and described.

DESCRIPTION

FIG. 1 is a front elevation view of a shoe tote bag showing my new design, the opposite side being a mirror image of the shown;
FIG. 2 is a right elevation view thereof, the opposite side being a mirror image of the shown;
FIG. 3 is a top plan view thereof;
FIG. 4 is a bottom plan view thereof;
FIG. 5 is an isometric view thereof; and,
FIG. 6 is a partial sectional view taken along line 6-6 of FIG. 1.

The broken lines showing a shoe are for the purposes of illustrating environment and form no part of the claimed design.

1 Claim, 4 Drawing Sheets



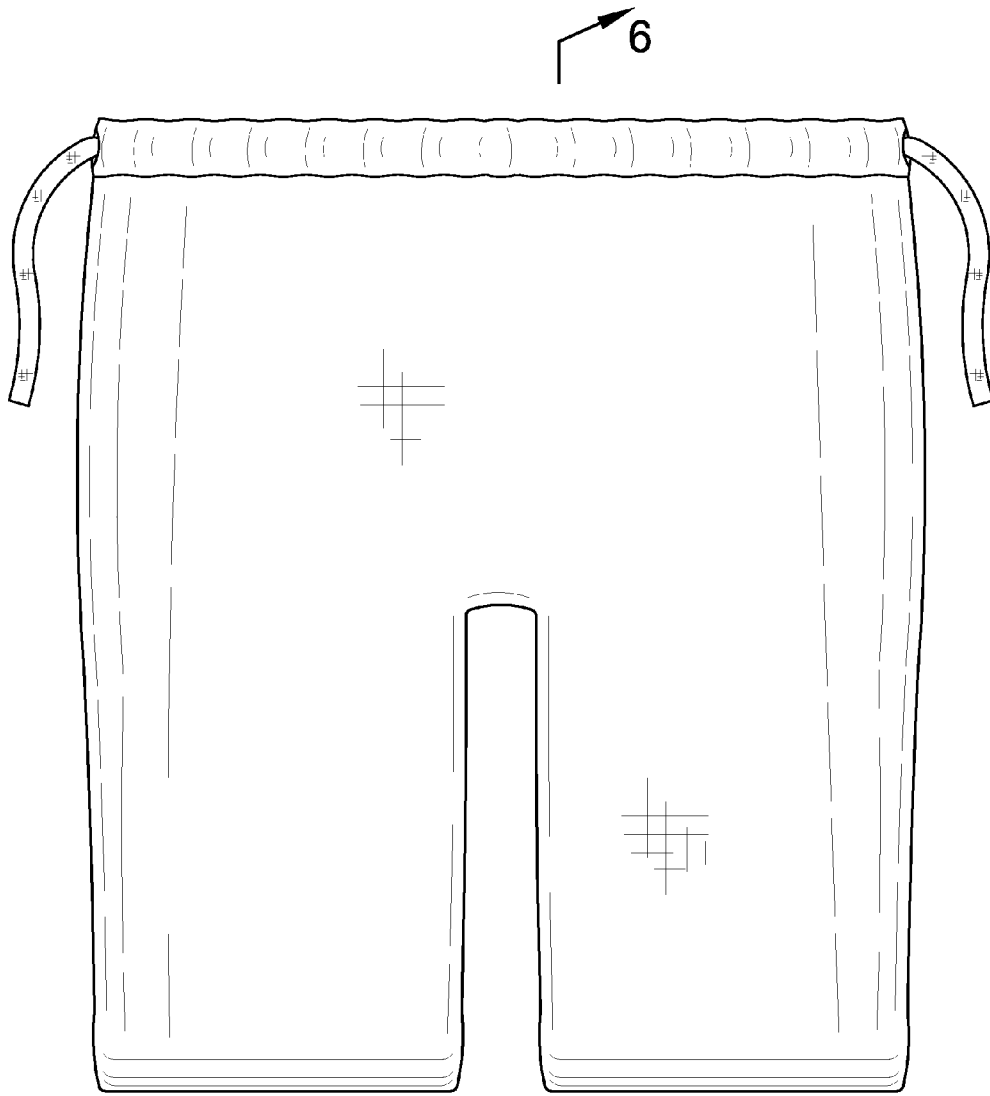


FIG. 1



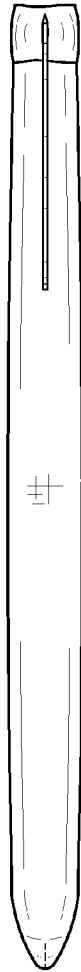


FIG. 2



FIG. 3



FIG. 4

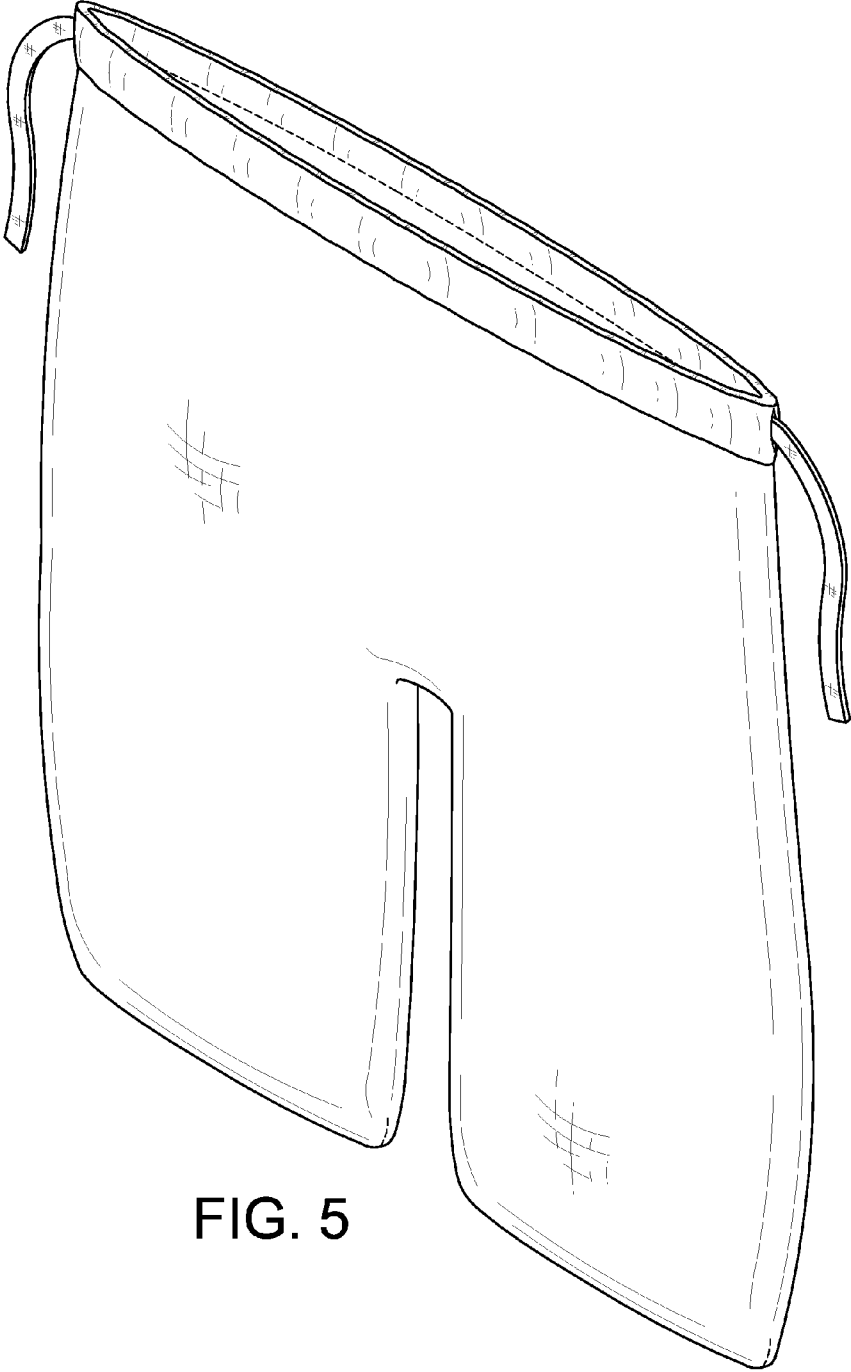


FIG. 5

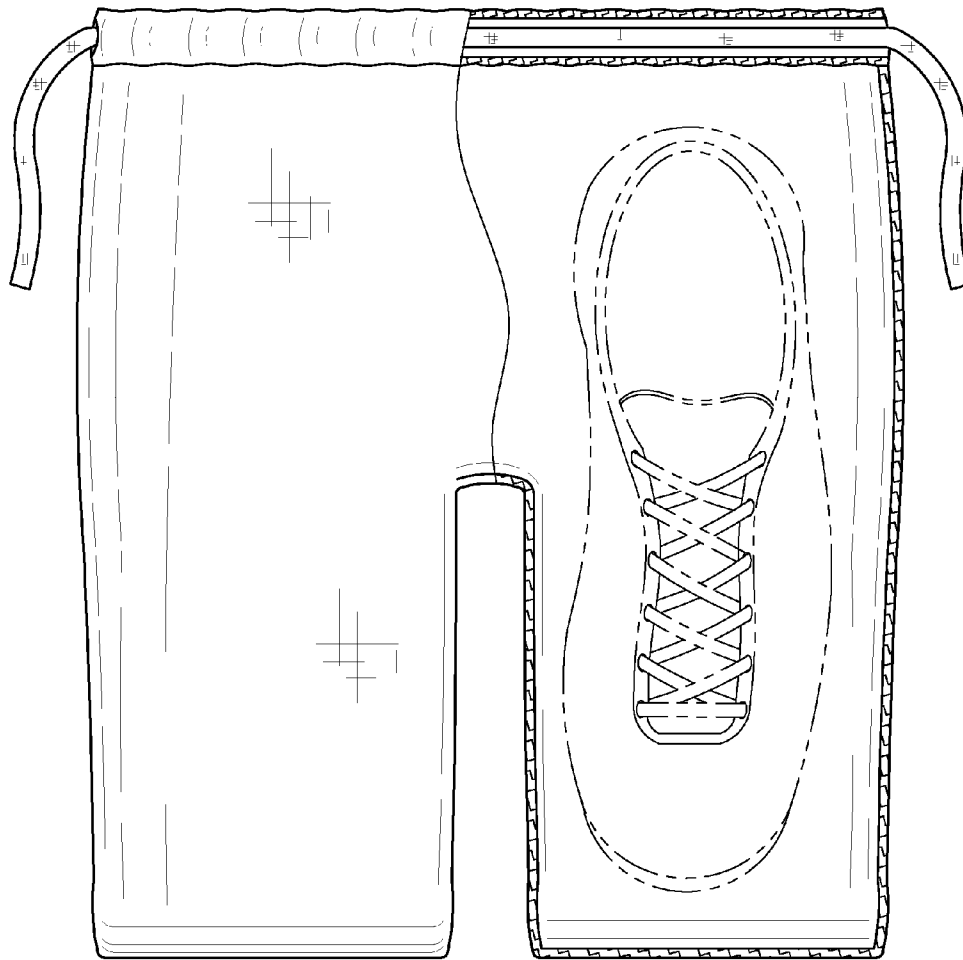


FIG. 6