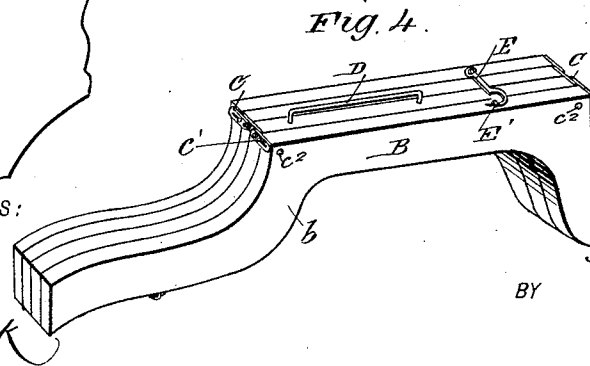
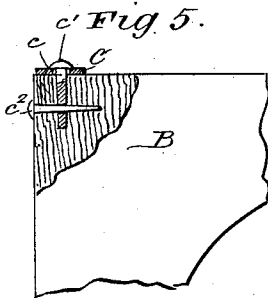
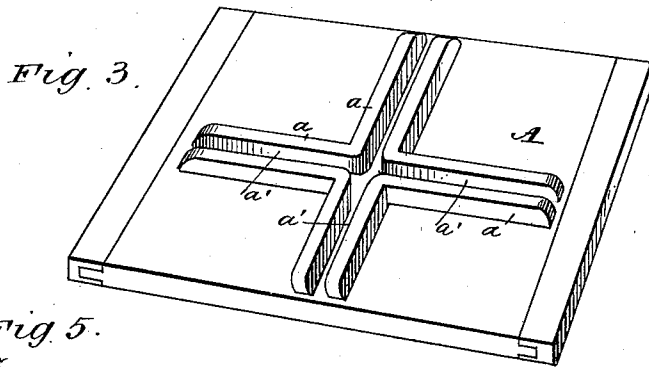
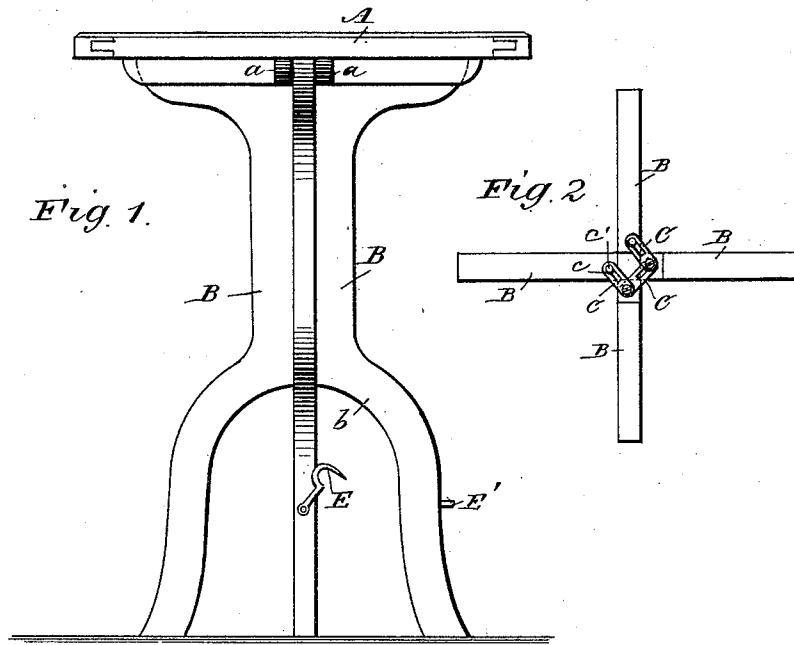


(No Model.)

W. J. MOAN.
FOLDING TABLE.

No. 432,425.

Patented July 15, 1890.



WITNESSES:
Paul J. Hest
C. Sedgwick

INVENTOR:
W. J. Moan
BY *Munn & Co.*
ATTORNEYS

UNITED STATES PATENT OFFICE.

WILLIAM J. MOAN, OF BROOKLYN, NEW YORK.

FOLDING TABLE.

SPECIFICATION forming part of Letters Patent No. 432,425, dated July 15, 1890.

Application filed March 19, 1890. Serial No. 344,471. (No model.)

To all whom it may concern:

Be it known that I, WILLIAM J. MOAN, of Brooklyn, in the county of Kings and State of New York, have invented a new and Improved Folding Table, of which the following is a full, clear, and exact description.

The invention relates to folding tables or pedestals for undertakers for use for supports for coffins and caskets; and the object of the invention is to improve the hinge-connections of the folding legs or supports.

The invention consists in the novel construction and combination of parts, as hereinafter particularly described and claimed.

Reference is to be had to the accompanying drawings, forming a part of this specification, in which similar letters of reference indicate corresponding parts in all the figures.

Figure 1 is a vertical elevation of a table or pedestal set up for use. Fig. 2 is a plan view, the top being omitted. Fig. 3 is a view of the under side of the table-top. Fig. 4 is a perspective view of the legs in the folded position; and Fig. 5 is a detail view, hereinafter to be referred to.

The table-top A is provided on its under side with cleats *a*, by which there are formed grooves *a'* *a'*, that intersect each other at a right angle and form sockets for the upper ends of the folding legs B.

Instead of hinging the legs together by means of butt-hinges, as is customary, I unite the said legs as follows: The lower portion of each leg is offset from the upper portion, as at *b*, and at the under side of such offset portion the legs—four in number—are united by links C, as illustrated in Fig. 4. The legs are also united at the inner edges of upper ends by a second set of links C, as shown in Fig. 2, similar to the links secured to the offset portion *b*. Each link C is formed near one end with a slot *c*, to enable them to adjust themselves from the folded position of the legs, as in Fig. 4, to the unfolded position shown in Fig. 2. The links are preferably secured by means of nails *c'*, those nails *c'* that secure the slotted ends of the links pass-

ing through said slots, the remaining nails passing through any suitable apertures in the opposite ends of the links. The shanks of the nails *c'* may be apertured, if desired, to receive locking-pins *c²*, as shown in Fig. 5, to more effectually prevent the former from loosening.

The links form a more durable and more easily applied connection than the butt-hinges heretofore employed.

A bail or handle D is preferably secured to the inner edges of one of the legs to afford a means of carrying them. Hooks and eyes E E' are also provided for securing the legs in the closed position.

Having thus described my invention, what I claim as new, and desire to secure by Letters Patent, is—

1. A folding table having a cruciform groove on its lower side and four legs B, the upper ends of which are adapted to enter the four parts of said groove, said legs being adapted to fold together side by side, and provided with offset lower ends *b*, a slotted link connecting two adjacent legs at their upper ends, and two other slotted links connecting the other two legs with the first two, and three other similarly arranged slotted links connecting the four legs at their lower offset portions, substantially as set forth.

2. A folding support for tables, &c., consisting in four legs B, adapted to be folded side by side and offset, as at *b*, a slotted link pivotally connected at its ends to the two inner legs on their upper faces, two other slotted links pivoted through their slots to the two outer legs, and at their other ends pivoted to the two inner legs by the same pivots which pass through their connecting-links, three similarly arranged links connecting the four legs at their lower offset faces, fastening for securing the legs together, and a handle, substantially as set forth.

WILLIAM J. MOAN.

Witnesses:

J. L. McAULIFFE,
C. SEDGWICK.