



US00D574591S

(12) **United States Design Patent**  
**Belley et al.**

(10) **Patent No.:** **US D574,591 S**

(45) **Date of Patent:** **\*\* Aug. 12, 2008**

(54) **FOOTWEAR UPPER**

(75) Inventors: **Manon Belley**, Laval (CA); **Julie St-Louis**, Montreal (CA); **Martin W. F. Dean**, St. Albans (GB); **Warren Malkin**, St. Albans (GB)

(73) Assignee: **Wolverine World Wide, Inc.**, Rockford, MI (US)

(\*\*) Term: **14 Years**

(21) Appl. No.: **29/286,695**

(22) Filed: **May 17, 2007**

(51) **LOC (8) Cl.** ..... **02-99**

(52) **U.S. Cl.** ..... **D2/969**

(58) **Field of Classification Search** ..... D2/902,  
D2/906-908, 943, 944, 946, 969, 972-974;  
36/45, 50.1, 77 M, 77 R, 83, 88, 113, 114,  
36/126-131

See application file for complete search history.

(56) **References Cited**

**U.S. PATENT DOCUMENTS**

D94,865 S *	3/1935	Sullivan	.....	D2/974
D108,320 S *	2/1938	Eldon	.....	D2/902
D185,498 S *	6/1959	Hyde	.....	D2/906
D433,560 S *	11/2000	Pawlus	.....	D2/969
D487,619 S *	3/2004	Matis	.....	D2/969
D487,623 S	3/2004	Matis		
D500,196 S	12/2004	Belley		
D513,858 S *	1/2006	O'Connor	.....	D2/972
D523,615 S *	6/2006	Burg	.....	D2/969

D524,529 S *	7/2006	Hlavacs	.....	D2/972
D538,021 S *	3/2007	Matis et al.	.....	D2/969
D538,024 S *	3/2007	Belley et al.	.....	D2/969
D542,521 S *	5/2007	Henderson	.....	D2/972

**OTHER PUBLICATIONS**

Merrell Spring 2006 Catalog, pp. 38, 39.  
Contact Footwear, date unknown.

\* cited by examiner

*Primary Examiner*—Dominic Simone

(74) *Attorney, Agent, or Firm*—Warner Norcross Judd LLP

(57) **CLAIM**

The ornamental design for footwear upper, as shown and described.

**DESCRIPTION**

FIG. 1 is a perspective view of the footwear upper embodying the new design;

FIG. 2 is a top view thereof;

FIG. 3 is a right side view thereof;

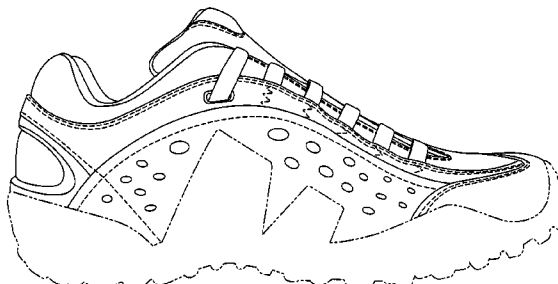
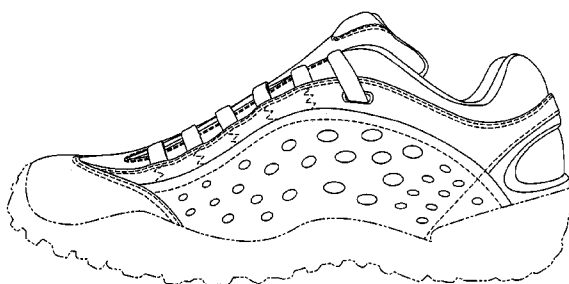
FIG. 4 is a left side view thereof;

FIG. 5 is a front view thereof; and,

FIG. 6 is a rear view thereof.

FIGS. 1-6 show features of an article of footwear in phantom lines. These features are shown for environmental purposes and do not form any part of the claimed design. Further, the phantom lines immediately adjacent the solid-line portions of the design form the boundary of the design, with the phantom lines forming no part of the claimed design.

**1 Claim, 4 Drawing Sheets**



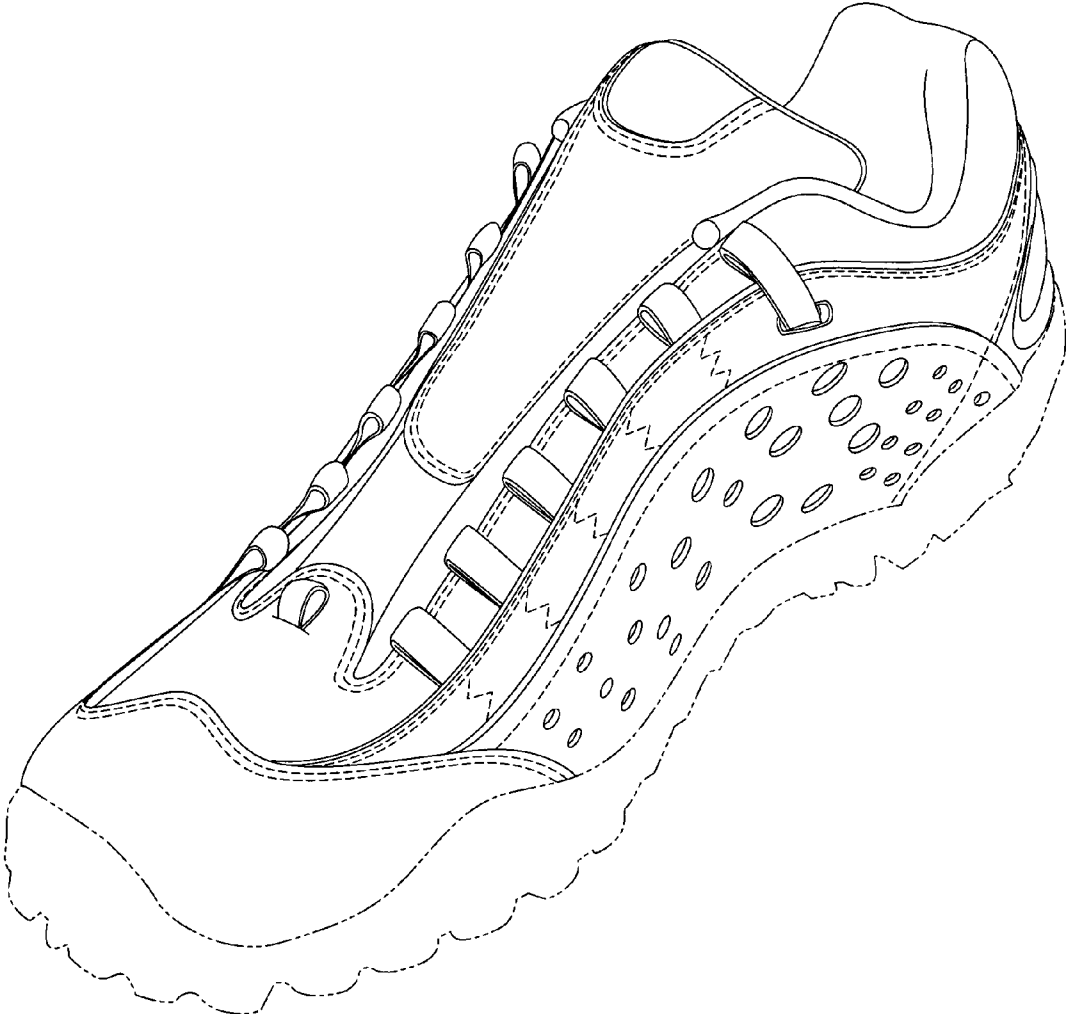


Fig. 1

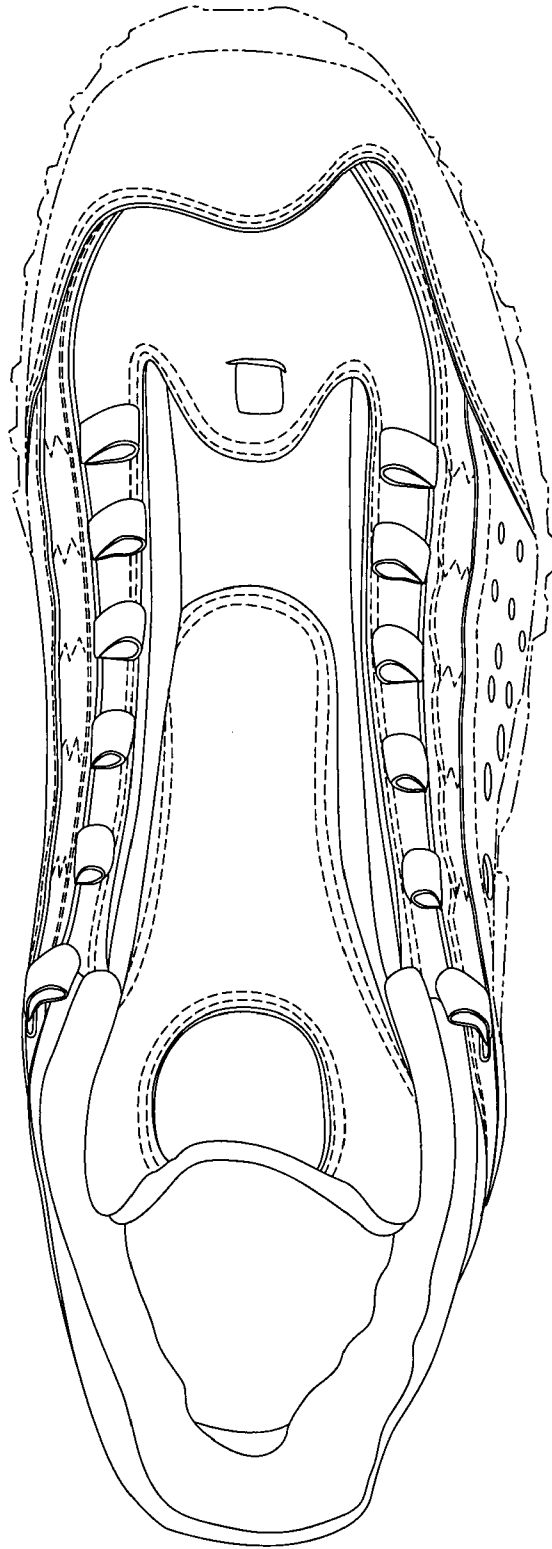


Fig.2

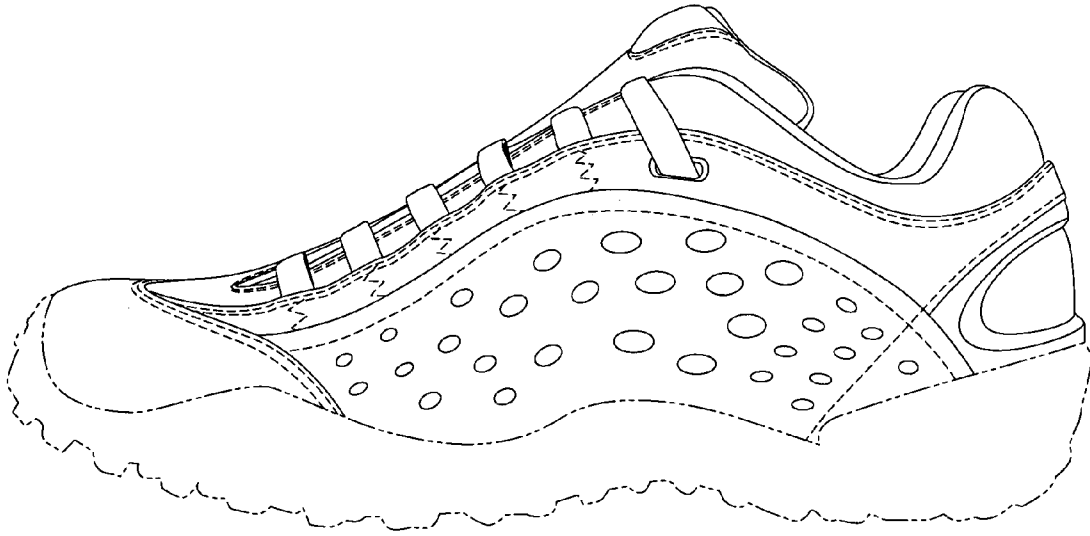


Fig.3

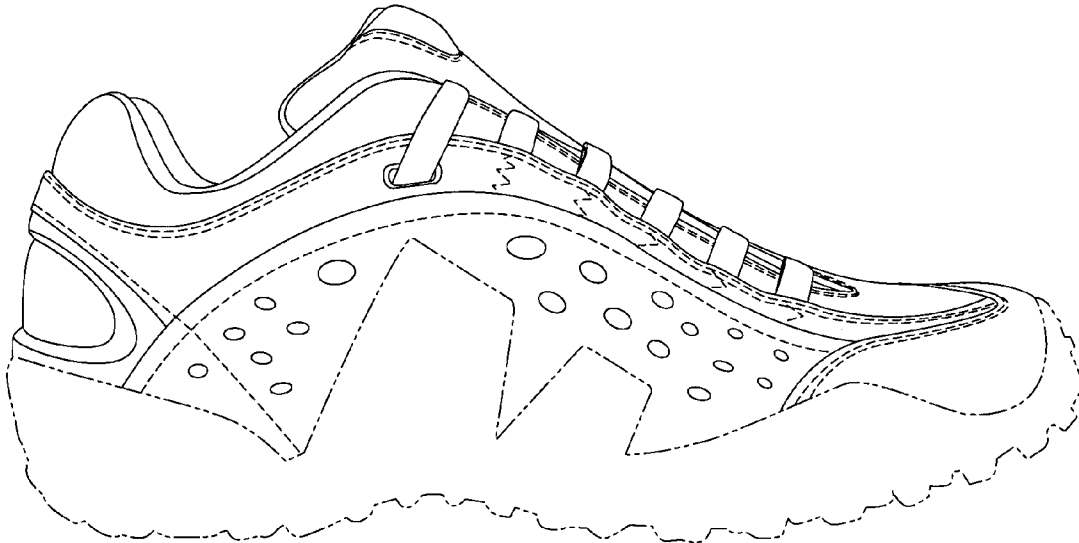


Fig.4




Fig.5

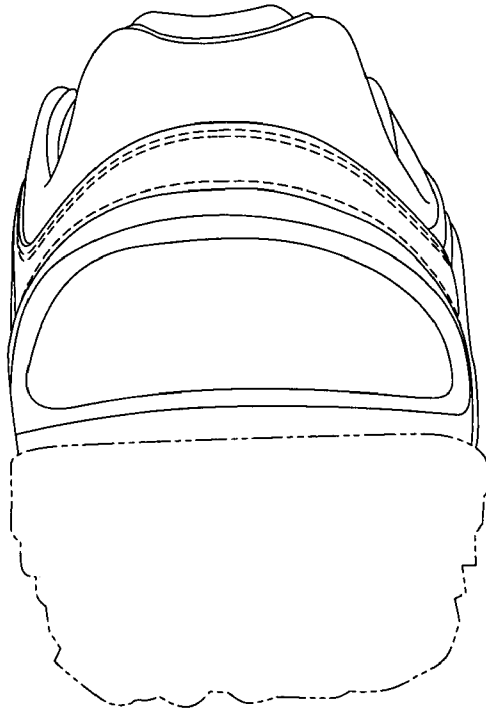


Fig.6