

[54] **TANK**

[76] **Inventor: Michael T. Sayward, 1406 SW. 8th St., Pompano Beach, Fla. 33060**

[**] **Term: 14 Years**

[21] **Appl. No.: 847,880**

[22] **Filed: Apr. 3, 1986**

[52] **U.S. Cl. D23/202; D12/155**

[58] **Field of Search D23/1-2, D23/18; 220/1 R, 1 B, 3, 83, DIG. 14, DIG. 23; D12/155; D9/370**

[56] **References Cited**

U.S. PATENT DOCUMENTS

D. 225,511 12/1972 Brown D23/2 X
D. 229,612 12/1973 German D9/370 X

D. 251,674 4/1979 Sayward D23/2
D. 282,921 3/1986 Eureka et al. D12/155
3,764,277 10/1973 Hollis 220/83 X
4,301,841 11/1981 Sandow 220/4 B X

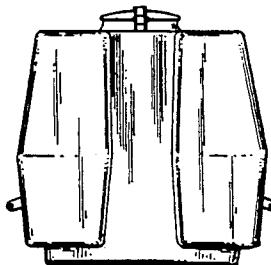
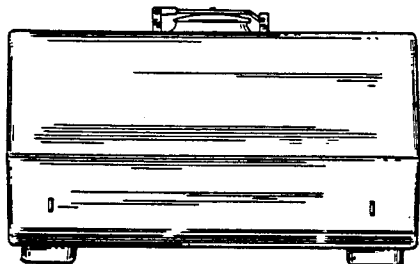
Primary Examiner—Wallace R. Burke
Assistant Examiner—Brian N. Vinson
Attorney, Agent, or Firm—Malin, Haley & McHale

[57] **CLAIM**

The ornamental design for a tank, as shown and described.

DESCRIPTION

FIG. 1 is a top plan of tank showing my new design;
FIG. 2 is a left side elevational view thereof;
FIG. 3 is a bottom plan view thereof;
FIG. 4 is a right side elevational view thereof;
FIG. 5 is a front elevational view thereof, and
FIG. 6 is a rear elevational view thereof.



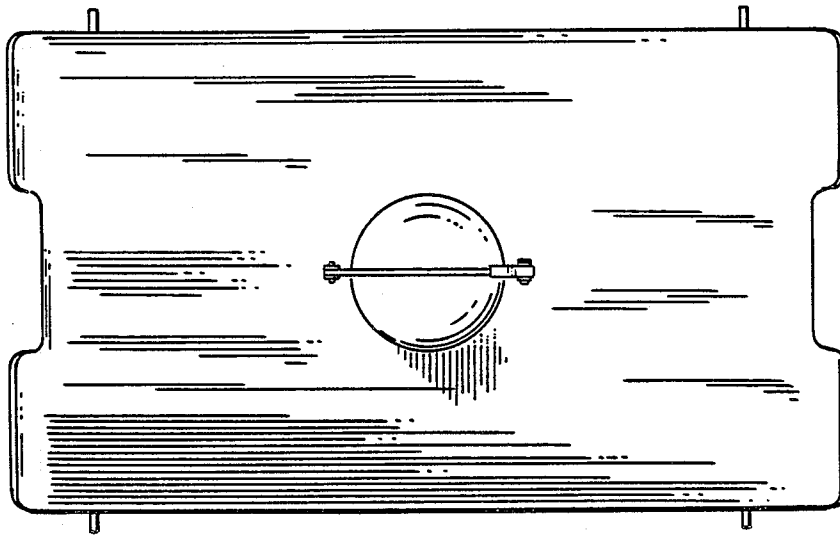


Fig. 1.

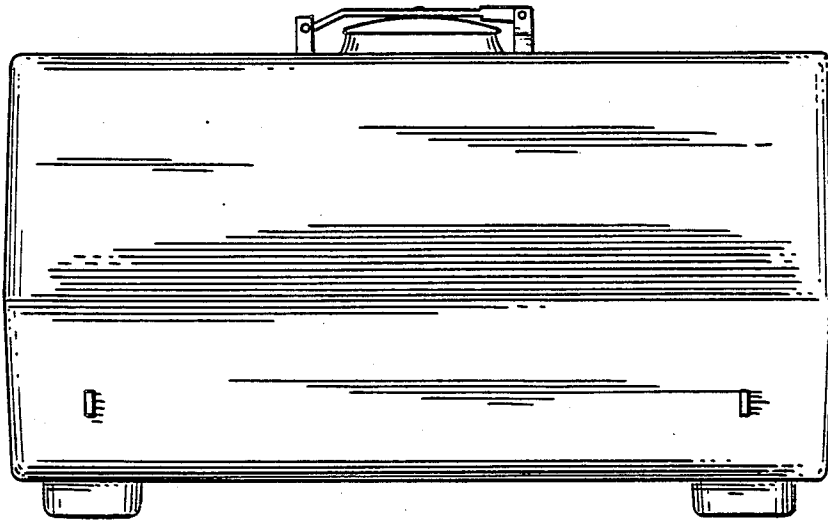


Fig. 2.




Fig. 3.

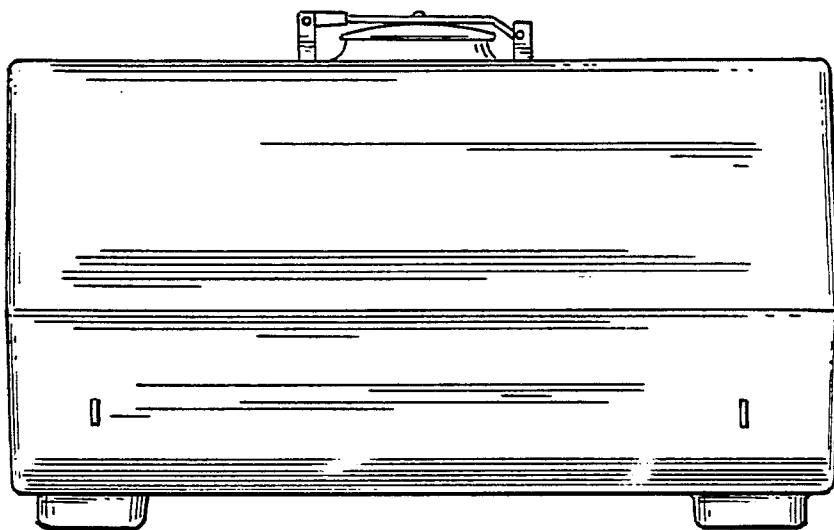


Fig. 4.

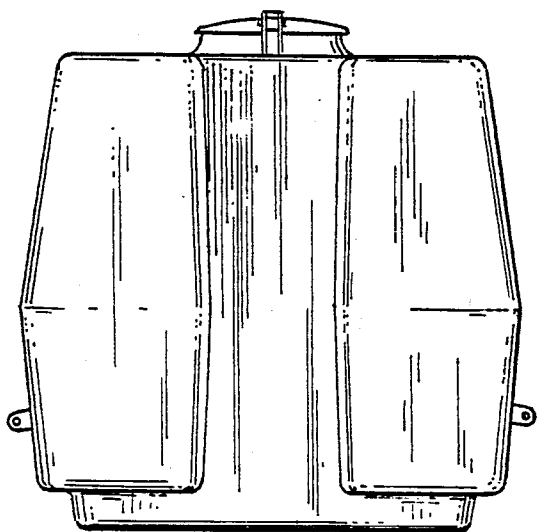


Fig. 5.

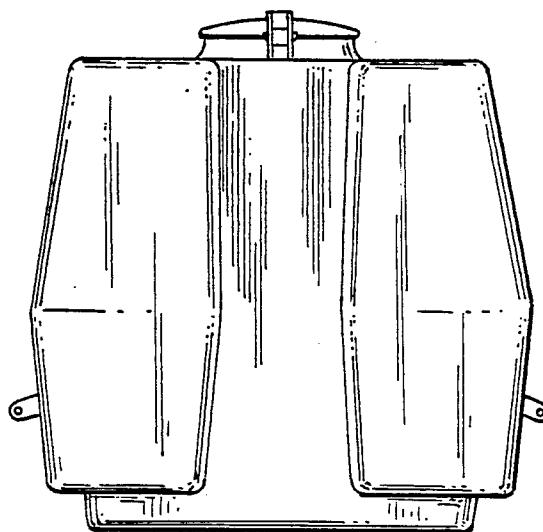


Fig. 6.