



US00D378348S

United States Patent [19]

[11] **Patent Number:** **Des. 378,348**

Marx

[45] **Date of Patent:** ****Mar. 11, 1997**

[54] **ADJUSTABLE LENGTH SHOCK CORD**

Primary Examiner—Holly H. Baynham
Attorney, Agent, or Firm—Harold H. Dutton, Jr.; W. Charles L. Jamison; Diane F. Liebman

[76] **Inventor:** **Donald R. Marx**, 229 Ellsworth Dr., Newark, Del. 19711

[**] **Term:** **14 Years**

[57] **CLAIM**

The ornamental design for an adjustable length shock cord, as shown.

[21] **Appl. No.:** **40,324**

[22] **Filed:** **Jun. 15, 1995**

DESCRIPTION

[52] **U.S. Cl.** **D8/355**

[58] **Field of Search** D8/349, 354, 355; 24/265 CD, 265 R, 115 J; 296/130; 248/117.7

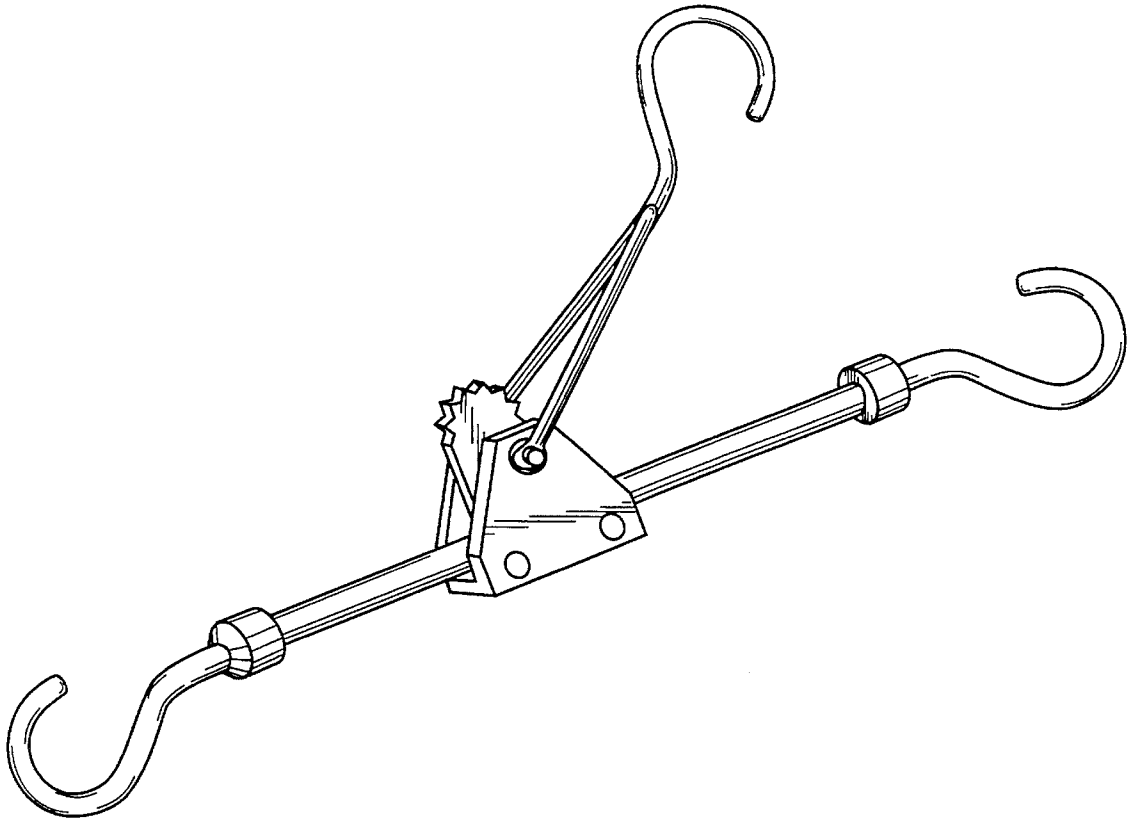
FIG. 1 is a perspective view of an adjustable length shock cord showing my new design;
FIG. 2 is a top view thereof;
FIG. 3 is a bottom view thereof;
FIG. 4 is a left side view thereof; and,
FIG. 5 is a right side view thereof.

[56] **References Cited**

U.S. PATENT DOCUMENTS

4,358,232	11/1982	Griffith	248/499 X
4,611,961	9/1986	Van Iperen et al.	248/499 X
4,974,806	12/1990	Matern	248/499

1 Claim, 3 Drawing Sheets



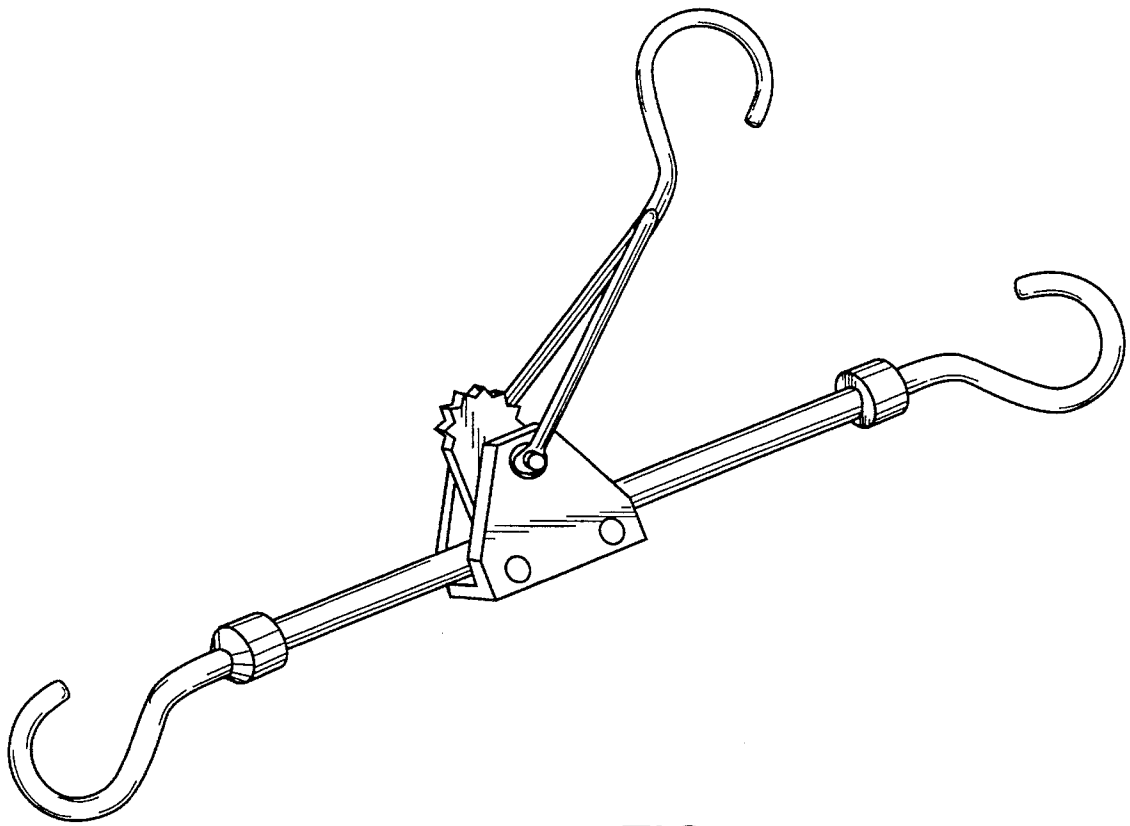


FIG. 1

FIG. 2

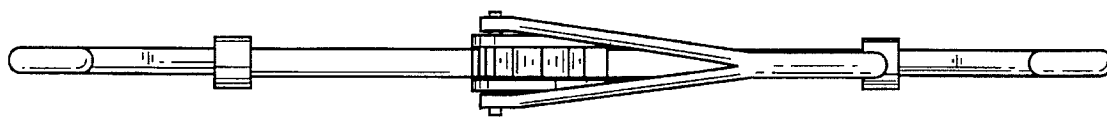


FIG. 3

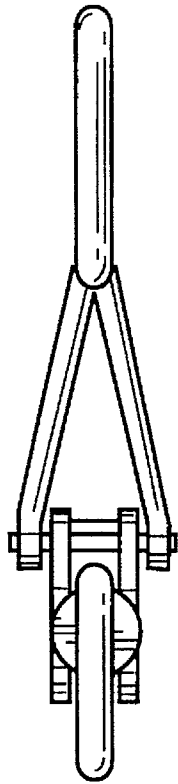


FIG. 4

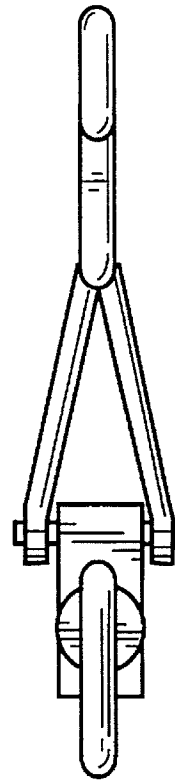


FIG. 5