

[54] DEFIBRILLATOR PADDLE ELECTRODE

[75] Inventor: Paul W. Jones, Bothell, Wash.

[73] Assignee: Physio-Control Corporation, Redmond, Wash.

[**] Term: 14 Years

[21] Appl. No.: 720,115

[22] Filed: Sept. 3, 1976

[51] Int. Cl. D24-01

[52] U.S. Cl. D83/1 F

[58] Field of Search D83/1 F; 128/419 D, 128/2.06 E, 404, 2.05

[56] References Cited

U.S. PATENT DOCUMENTS

3,196,877	7/1965	Corbin	83/1 F UX
3,670,736	6/1972	Panico	128/419 D X
3,826,245	7/1974	Funfstuck	128/419 D X

3,865,101	2/1975	Saper et al.	128/419 D X
D. 229,638	12/1973	Kawaguchi	D83/1 F

Primary Examiner—Bernard Ansher
Attorney, Agent, or Firm—Orland M. Christensen

[57] CLAIM

The ornamental design for a defibrillator paddle electrode, as shown.

DESCRIPTION

FIG. 1 is a front perspective view of a defibrillator paddle electrode showing my new design; FIG. 2 is a rear perspective view thereof; FIG. 3 is a top plan view thereof; FIG. 4 is a right side elevational view thereof; FIG. 5 is a left side elevational view thereof; FIG. 6 is a front elevational view thereof; FIG. 7 is a rear elevational view thereof; and FIG. 8 is a bottom plan view thereof.





Fig. 1

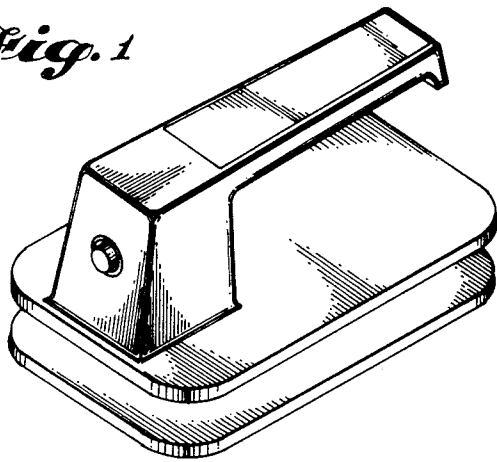


Fig. 2

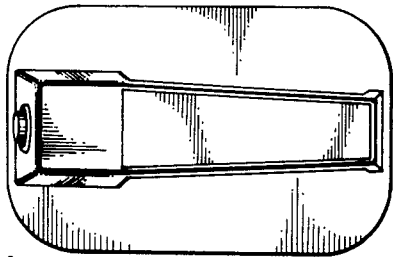
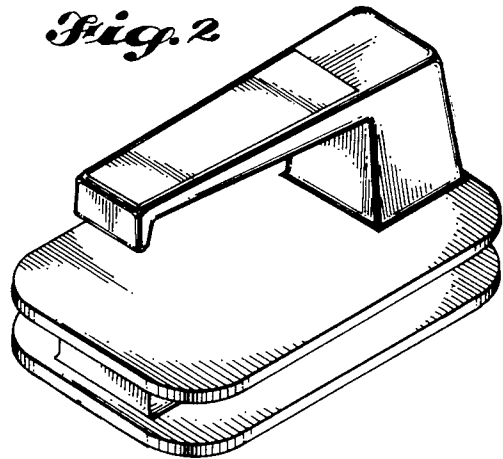


Fig. 3

Fig. 4


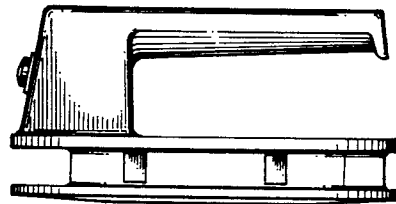


Fig. 5

Fig. 6





Fig. 7

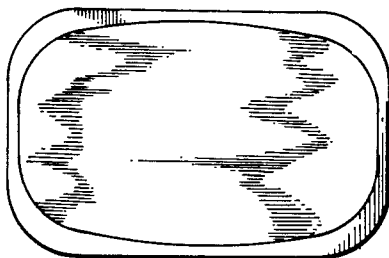


Fig. 8