



US00D448170B1

(12) **United States Design Patent**  
**Ammerman et al.**

(10) **Patent No.:** **US D448,170 S**

(45) **Date of Patent:** **\*\* Sep. 25, 2001**

(54) **INFLATABLE BLADDER INSERT FOR STRAP**

(75) Inventors: **Jill Greene Ammerman**, Beverly Farms; **Brian Lapointe**, Rockport, both of MA (US)

(73) Assignee: **Air Packs, Inc.**, Beverly, MA (US)

(\*\*) Term: **14 Years**

(21) Appl. No.: **29/122,063**

(22) Filed: **Apr. 18, 2000**

(51) **LOC (7) Cl.** ..... **03-99**

(52) **U.S. Cl.** ..... **D3/327**

(58) **Field of Search** ..... D3/327, 328, 318, D3/287; 224/264, 267, 643, 630; 383/3, 8, 17; D21/803; D24/191; 190/102, 107, 115

(56) **References Cited**

**U.S. PATENT DOCUMENTS**

|            |   |        |                  |       |         |
|------------|---|--------|------------------|-------|---------|
| D. 235,460 | * | 6/1975 | Lovlace et al.   | ..... | D3/327  |
| D. 328,186 | * | 7/1992 | Hanke            | ..... | D3/327  |
| D. 337,197 | * | 7/1993 | Krutsch et al.   | ..... | D3/327  |
| D. 423,782 |   | 5/2000 | Ammerman et al.  | ..... | D3/327  |
| 3,883,053  | * | 5/1975 | Pritchard et al. | ..... | 224/5 P |
| 4,682,587  | * | 7/1987 | Curlee           | ..... | 128/78  |
| 5,129,564  | * | 7/1992 | Danczin          | ..... | 224/264 |

|           |   |        |               |       |         |
|-----------|---|--------|---------------|-------|---------|
| 5,195,948 | * | 3/1993 | Hill et al.   | ..... | 602/19  |
| 5,435,647 | * | 7/1995 | Oliver        | ..... | 383/3   |
| 5,632,429 | * | 5/1997 | Cantwell      | ..... | 224/630 |
| 5,765,735 | * | 6/1998 | Kimchi et al. | ..... | 224/264 |
| 6,220,492 | * | 4/2001 | Huang         | ..... | D3/327  |
| 6,223,959 | * | 5/2001 | Chen          | ..... | 224/264 |

\* cited by examiner

*Primary Examiner*—Philip S. Hyder

(74) *Attorney, Agent, or Firm*—Wolf, Greenfield and Sacks

(57) **CLAIM**

The ornamental design for an inflatable bladder insert for strap, as shown and described.

**DESCRIPTION**

FIG. 1 is a side, top, perspective view of the inflatable bladder insert for strap with an air valve thereof shown in phantom;

FIG. 2 is a top view thereof;

FIG. 3 is a bottom view thereof;

FIG. 4 is a left side view thereof;

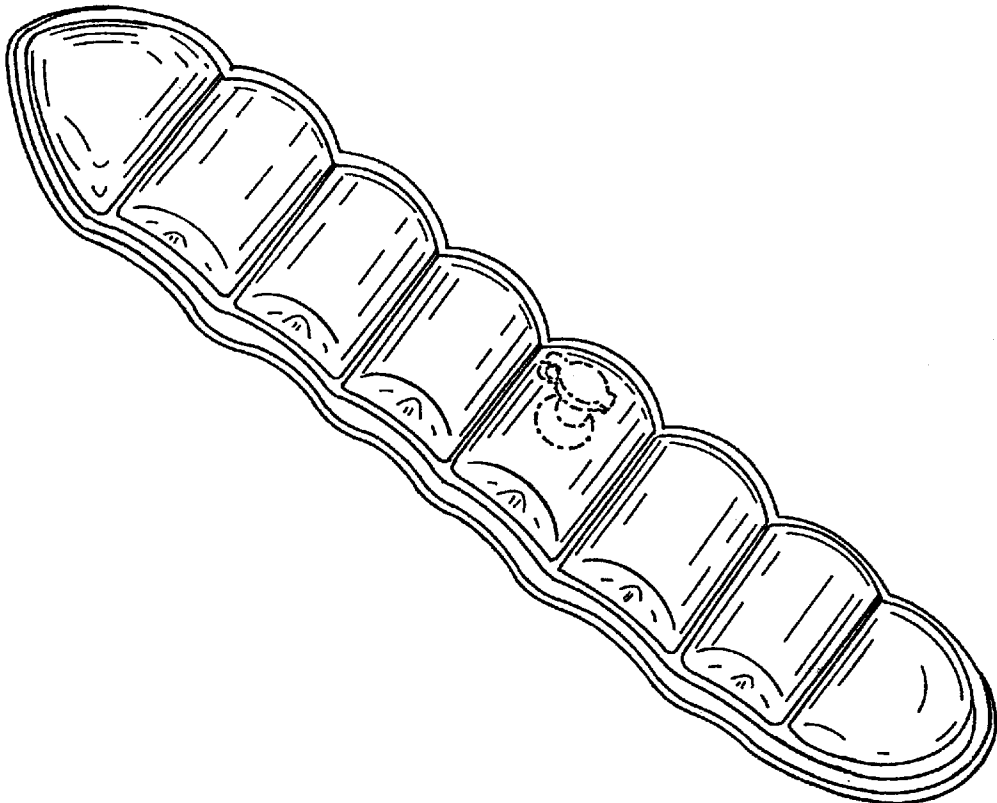
FIG. 5 is a right side view thereof;

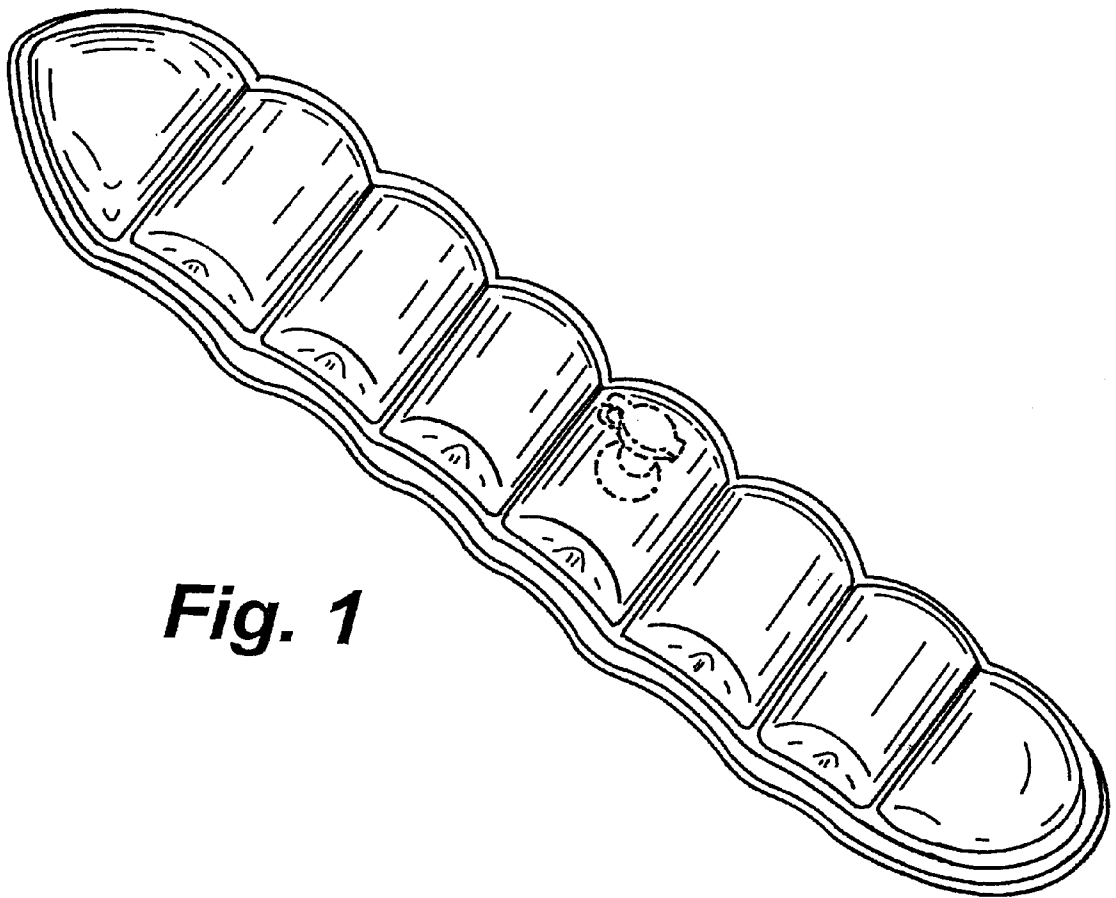
FIG. 6 is a front view thereof; and,

FIG. 7 is a rear view thereof.

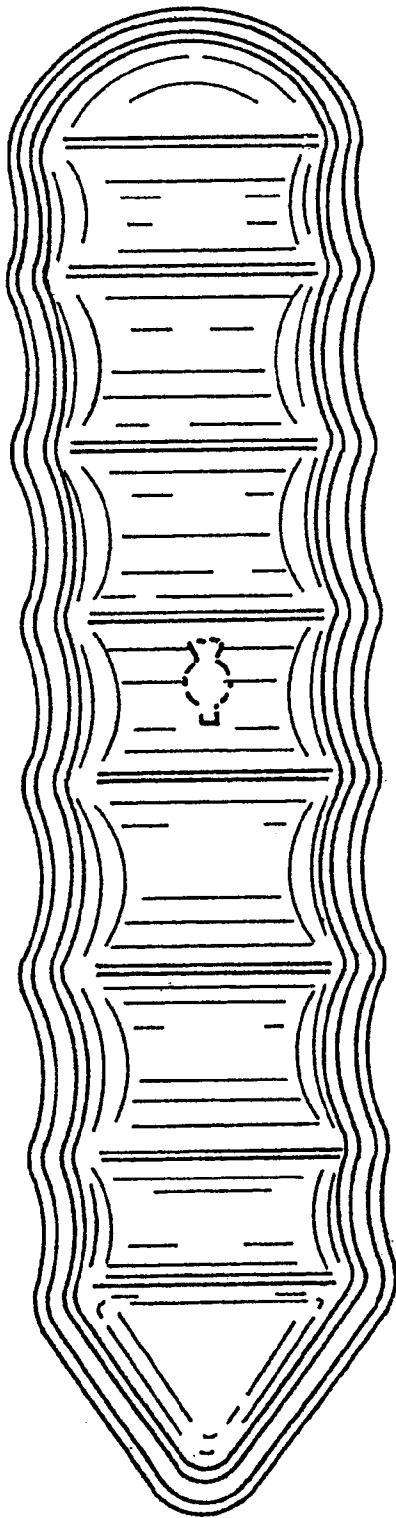
The broken line phantom showing of air valve is for illustrative purposes only and forms no part of the claimed design.

**1 Claim, 3 Drawing Sheets**

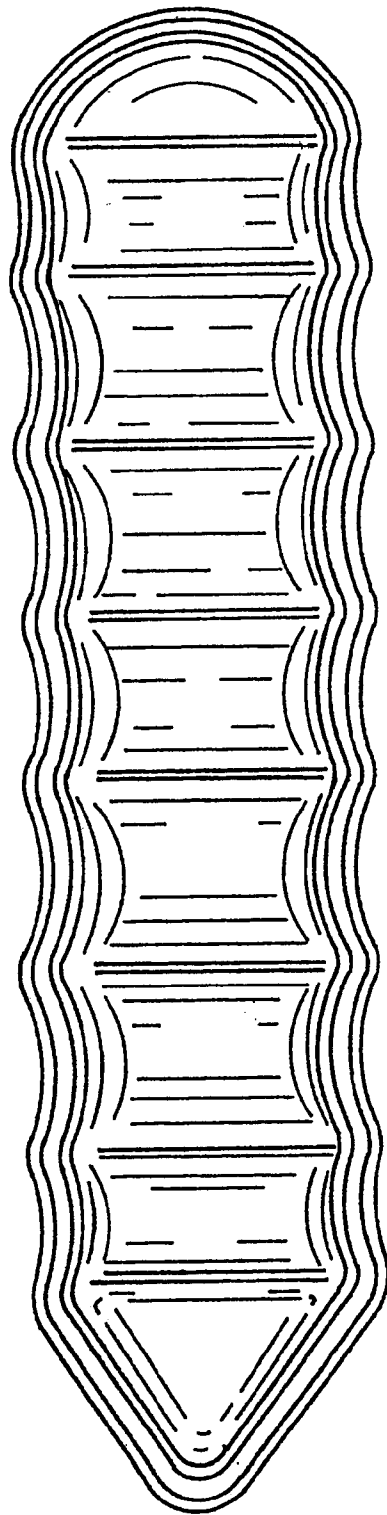




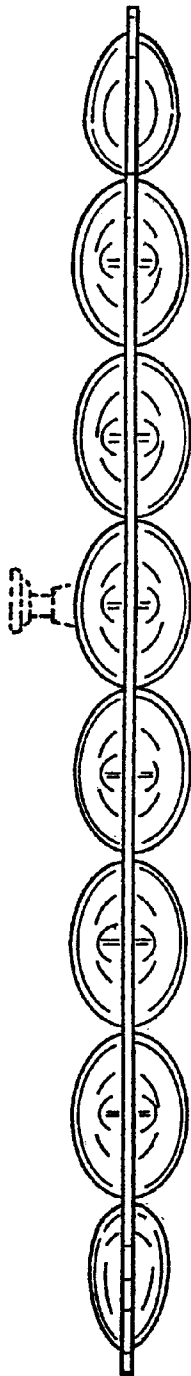
**Fig. 1**



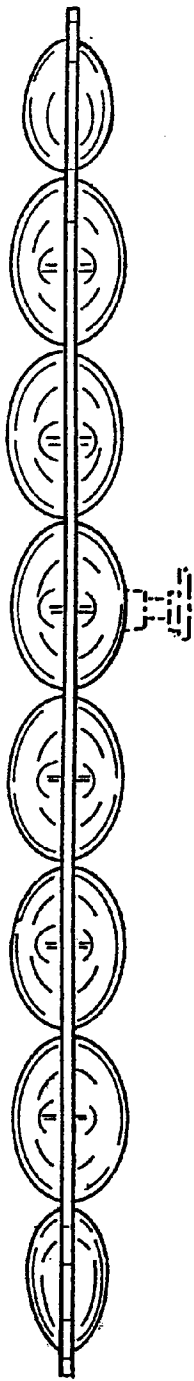
***Fig. 2***




***Fig. 3***




**Fig. 4**



**Fig. 5**



**Fig. 6**



**Fig. 7**