

Sept. 3, 1946.

J. B. HALEY

2,407,005

ATTACHMENT FOR TOILETS

Filed July 27, 1944

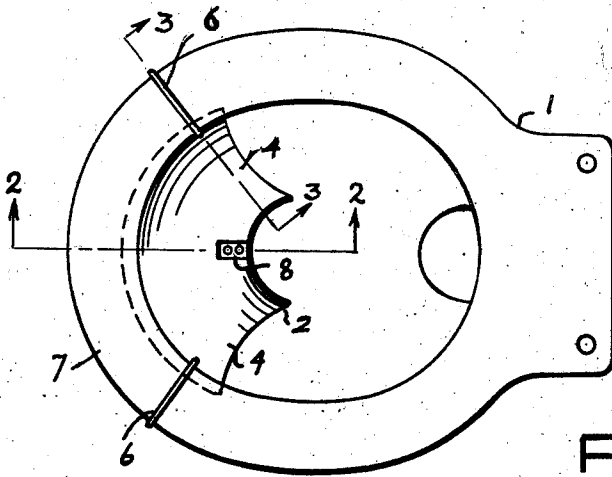


Fig. 1.

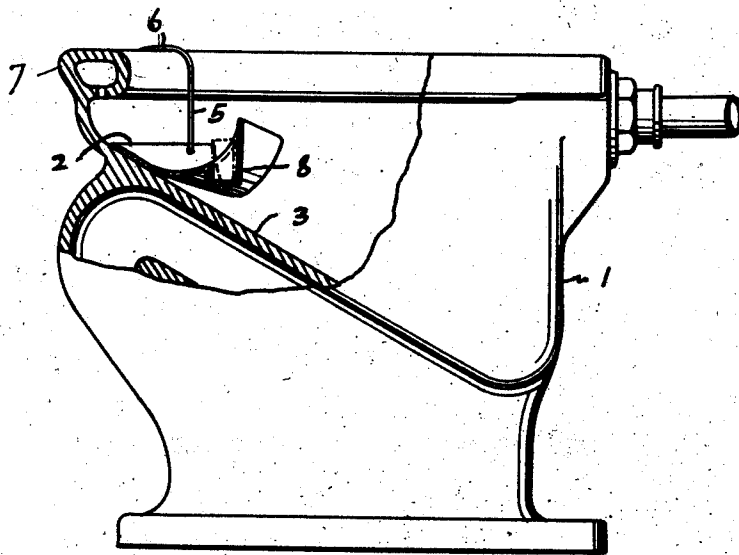


Fig. 2.

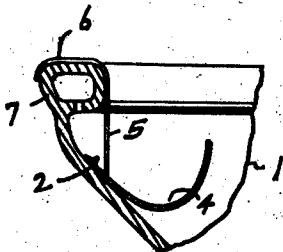


Fig. 3.

Inventor  
Joe B. Haley

E. V. Hardaway  
Attorney

384

# UNITED STATES PATENT OFFICE

2,407,005

## ATTACHMENT FOR TOILETS

Joe B. Haley, Houston, Tex.

Application July 27, 1944, Serial No. 546,768

1 Claim. (Cl. 4—231)

1

This invention relates to an attachment for toilets.

An object of the invention is to provide an attachment of the character described designed to be used with the modern type of commode and that will render the commode substantially noiseless in use.

Another object is to provide an attachment of the character described that may be readily applied to a conventional commode, which is made of plastic or other suitable material of a color to match the commode and which is removable for cleansing purposes.

With the above and other objects in view the invention has particular relation to certain novel features of construction, arrangement of parts and use, an example of which is given in this specification and illustrated in the accompanying drawing wherein:

Figure 1 shows a plan view of a commode bowl showing the attachment installed.

Figure 2 shows a side elevation partly in section taken on the line 2—2 of Figure 1; and

Figure 3 shows a fragmentary sectional view taken on the line 3—3 of Figure 1.

Referring now more particularly to the drawing wherein like numerals of reference designate the same parts in each of the figures, the numeral 1 designates a conventional commode showing the hinged seat removed.

The numeral 2 designates a baffle which may be formed of any suitable material such as plastic.

This baffle is arcuate in plan view as shown in Figure 1. Its outer margin is extended forwardly and lies closely against the upper portion of the declining bottom 3 of the commode and the baffle extends inwardly beyond the rim of the commode only far enough to catch the liquid and conduct it noiselessly into the water in the commode leaving the rear position of the commode unobstructed.

2

The baffle is also arcuate in cross sectional view as shown in Figures 2 and 3. Its center is elevated thus providing the declining end chutes 4, 4 which form discharges onto the declining bottom 3 so that the discharge from the chutes 4 will fall onto the declining bottom 3 of the toilet and will trickle noiselessly down said bottom into the flushing water with which the bowl is normally partly filled.

Fastened to opposite ends of the baffle 2 near the outer margin thereof are the upstanding anchor rods 5, 5 whose upper ends are outwardly turned forming the hooks 6, 6 which engage over the rim 7 of the bowl and which are shaped to conform to the top of said rim and are of sufficient length to locate the baffle a sufficient distance beneath the top of the commode that it will not contact the body of the user of the commode.

Adjacent the inner margin of the baffle and centrally located between the ends thereof there is receptacle 8 whose bottom is perforated and which is provided to contain a deodorant. The baffle may be readily removed for cleansing purposes by merely disengaging the hooks 6.

What I claim is:

A commode attachment comprising, a baffle which is arcuate from end to end in plan and which is arcuate in cross section from end to end and whose center is elevated, the ends forming discharge chutes which decline each way from the elevated portion, the forward margin of the baffle being shaped to fit against the inside of the front wall of the commode from end to end and the baffle extending rearwardly beyond the commode rim but only part of the way across the commode bowl so as to leave the rear portion of the bowl unobstructed and means for attaching the baffle to the commode.

JOE B. HALEY.