

P. Myers.

Plating Iron.

No. 112,482.

Patented Mar. 7. 1871.

Fig. 1.

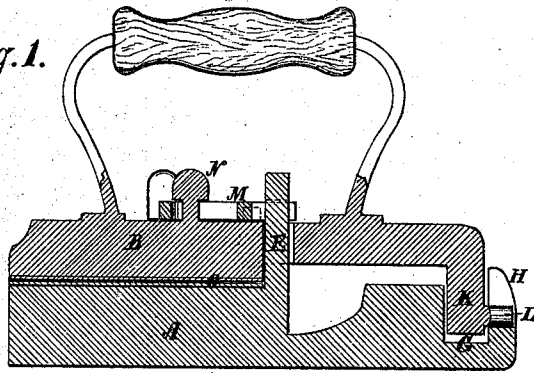


Fig. 2.

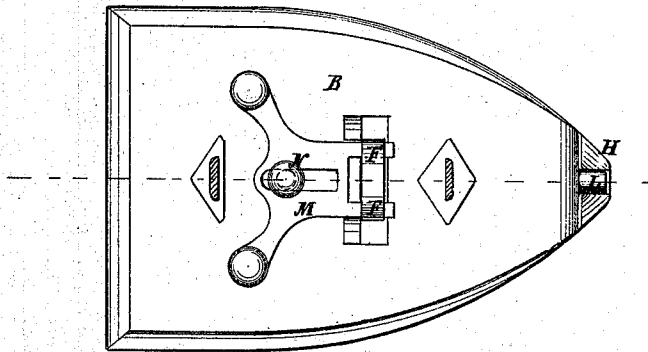
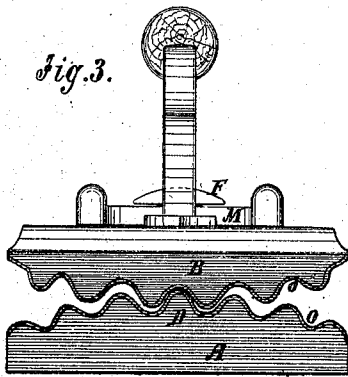


Fig. 3.



Witnesses:

A. Reineckendorf
S. S. Mabee

Inventor:

P. Myers
PER
Wm. L.
Attorneys.

UNITED STATES PATENT OFFICE.

FREDERICK MYERS, OF NEW YORK, N. Y.

IMPROVEMENT IN SAD AND FLUTING IRONS.

Specification forming part of Letters Patent No. **112,482**, dated March 7, 1871.

To all whom it may concern:

Be it known that I, FREDERICK MYERS, of the city, county, and State of New York, have invented a new and Improved Combined Sad and Fluting Iron; and I do hereby declare that the following is a full, clear, and exact description thereof, which will enable others skilled in the art to make and use the same, reference being had to the accompanying drawing, forming part of this specification.

This invention relates to improvements in combined sad-irons and fluting-irons of that class in which two cast-metal plates, consisting of a lower one and an upper one, are used, the lower one having a smooth sad-iron face on the bottom and a corrugated upper face, and the upper one being corrugated on the lower side, and both being provided with connecting devices, by which they may be connected together when the instrument is to be used as a sad-iron, and disconnected when it is to be used for fluting; and the invention consists in the construction of the two plates with convex fluted surfaces, for acting on the goods by a rolling motion, and the employment, in connection therewith, of connecting apparatus which will admit of such rolling or oscillating motion, and, at the same time, be capable of holding them firmly together when the instrument is used as a sad-iron.

Figure 1 is a longitudinal sectional elevation of my improved combined sad and fluting iron. Fig. 2 is a plan view of the same, and Fig. 3 is an end view.

Similar letters of reference indicate corresponding parts.

A is the lower plate, and B the upper one. Both are made of cast-iron.

The plate A is shaped in the form and finished on the bottom to correspond with the ordinary sad-iron. The upper surface, for about half the length, is made convex and grooved or corrugated, as indicated at D. Immediately in front of this convex fluted part a broad stud, E, rises vertically, and terminates in a cap, F, projecting over each edge. Near the point is a deep socket, G, and in front of this a bifurcated vertical stud, H.

The part B is made convex, and corrugated

in the part corresponding to the convex corrugated part of A, and has a broad vertical mortise, I, through it, in front of the said corrugated part, for the stud E to rise up through. Near the point is a vertical stud, K, extending downward into the socket G, and from this stud a pivot, L, extends forward to rest and work in the bearing formed by the bottom of the bifurcation in the stud H.

M is a forked wedge, fitted on the top of plate B, in connection with any suitable guide, as at N, for holding it in place, while admitting of sliding under the cap F to lock the two parts together, and sliding backward for releasing them.

O represents the corrugated sheathing, of brass or other non-corrosive metal, which I apply to these cast-metal plates for protecting the goods from rust.

When the locking key or wedge is forced under the cap F the two parts are held firmly together and serve for the ordinary uses of a sad-iron; but when withdrawn the plate B may be raised off of A for the application of the muslin to be fluted, and the plate B may be set down on A and the goods, first at one edge, and then rolled over to the other edge, in a way to draw the goods gradually and successively into the grooves in a way calculated to strain them much less than when the corrugated surfaces are flat, as in other combined ironing and fluting machines.

The pivot L may be dispensed with; and the point of the stud K may rest on the bottom of the notch G, and serve for the point of oscillation equally as well as the pivot does, while affording the same facility for detaching the two parts.

I am aware that it is not new to make convex fluted or corrugated fluting-plates, to be worked by oscillating one on the other, and I do not, therefore, claim such broadly; but,

Having thus described my invention, I claim as new and desire to secure by Letters Patent—

1. The employment of the convex fluted plates, in combination with connecting apparatus for holding them together for use of one as a sad-iron, one of said plates being prop-

erly arranged therefor, while admitting of the required oscillation for fluting when disconnected for the purpose.

2. The combination, with the two parts A and B of the sad and fluting iron, of the capped stud E, wedge M, and stud K, the latter fitting in a recess, G, and either provided with the pivot L, and the plate A with

a bearing for it, or not, all substantially as specified.

The above specification of my invention signed by me this 21st day of December, 1870.

FREDERICK MYERS.

Witnesses:

GEO. W. MABEE,

ALEX. F. ROBERTS.