



US00D775266S

(12) **United States Design Patent**
Chen

(10) **Patent No.:** **US D775,266 S**

(45) **Date of Patent:** **** Dec. 27, 2016**

(54) **EYEGLASSES**

(71) Applicant: **PROHERO GROUP CO., LTD.,**
Tainan (TW)

(72) Inventor: **Pen-Wei Chen,** Tainan (TW)

(73) Assignee: **Prohero Group Co., Ltd.,** Tainan (TW)

(**) Term: **15 Years**

(21) Appl. No.: **29/561,381**

(22) Filed: **Apr. 15, 2016**

(51) **LOC (10) Cl.** **16-06**

(52) **U.S. Cl.**

USPC **D16/326; D16/335**

(58) **Field of Classification Search**

USPC D16/101, 300-342, 900; D29/109-110;
351/41, 44, 51-52, 62, 158, 92, 103-123,
351/140-153, 63, 59, 45-48; 2/426-432,
2/447-449, 441, 434-437, 440, 442, 13,
2/15; D21/483, 659-661; D14/372;
D8/356

CPC G02C 2200/08; G02C 1/06; G02C 5/14;
G02C 11/02; G02C 11/04; G01C 5/16;
A61M 2021/0044; A63B 33/002

See application file for complete search history.

(56) **References Cited**

U.S. PATENT DOCUMENTS

6,233,342 B1 * 5/2001 Fernandez A61F 9/028
2/235

6,550,914 B1 * 4/2003 Kopfer G02C 11/08
2/437

D565,088 S *	3/2008	Baden	D16/326
D575,813 S *	8/2008	Li	D16/326
D617,365 S *	6/2010	Akarra	D16/326
D664,590 S *	7/2012	Shin	D16/326
D706,858 S *	6/2014	Markovitz	D16/326
D706,861 S *	6/2014	Hou	D16/326
D718,805 S *	12/2014	Markovitz	D16/326
D735,261 S *	7/2015	Hsu	D16/309
D735,262 S *	7/2015	Hsu	D16/309
D746,897 S *	1/2016	Markovitz	D16/326
D748,185 S *	1/2016	DiChiara	D16/309
D750,696 S *	3/2016	Hsu	D16/326
D750,698 S *	3/2016	Hsu	D16/326
D765,761 S *	9/2016	Votel	D16/326

* cited by examiner

Primary Examiner — Raphael Barkai

(74) *Attorney, Agent, or Firm* — Rosenberg, Klein & Lee

(57) **CLAIM**

The ornamental design for eyeglasses, as shown and described.

DESCRIPTION

FIG. 1 is a perspective view of eyeglasses showing my new design;

FIG. 2 is a front elevational view thereof;

FIG. 3 is a rear elevational view thereof;

FIG. 4 is a left side elevational view thereof;

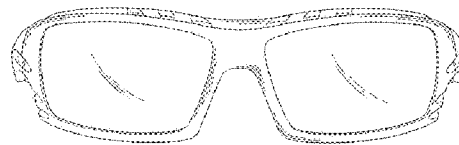
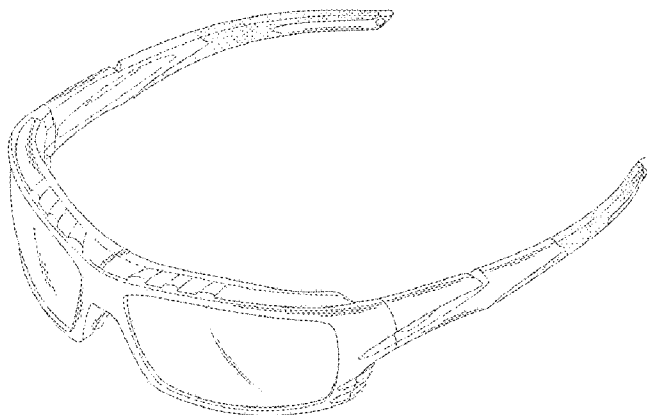
FIG. 5 is a right side elevational view thereof;

FIG. 6 is a top plan view thereof; and,

FIG. 7 is a bottom plan view thereof.

The broken lines are shown for illustrative purposes only and form no part of the claimed design.

1 Claim, 7 Drawing Sheets






FIG. 1

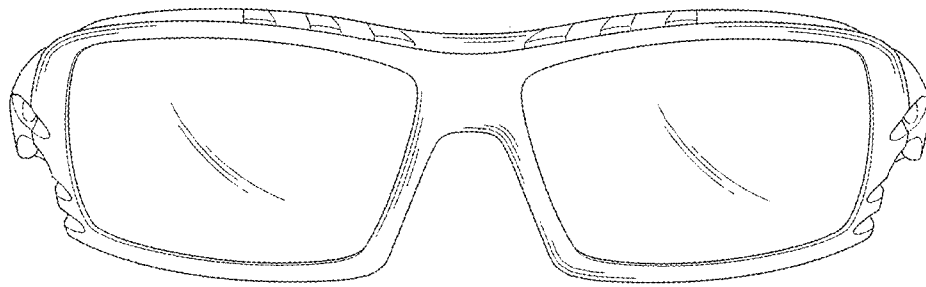


FIG. 2

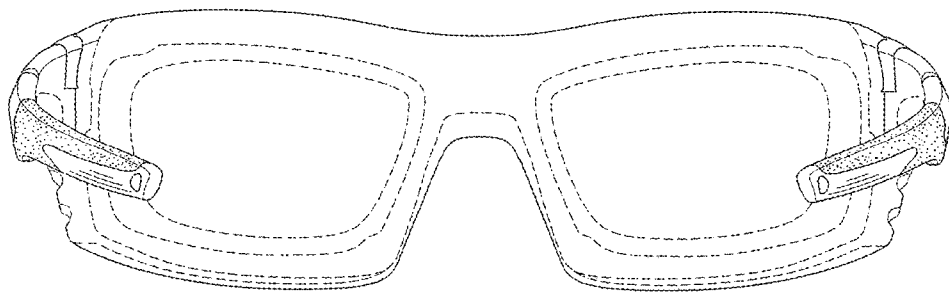


FIG. 3

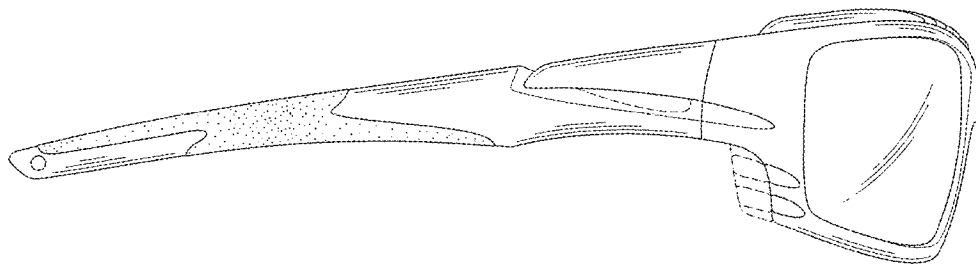


FIG. 4

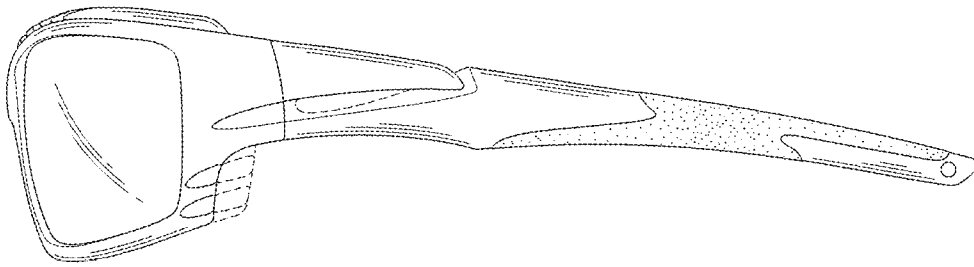


FIG. 5

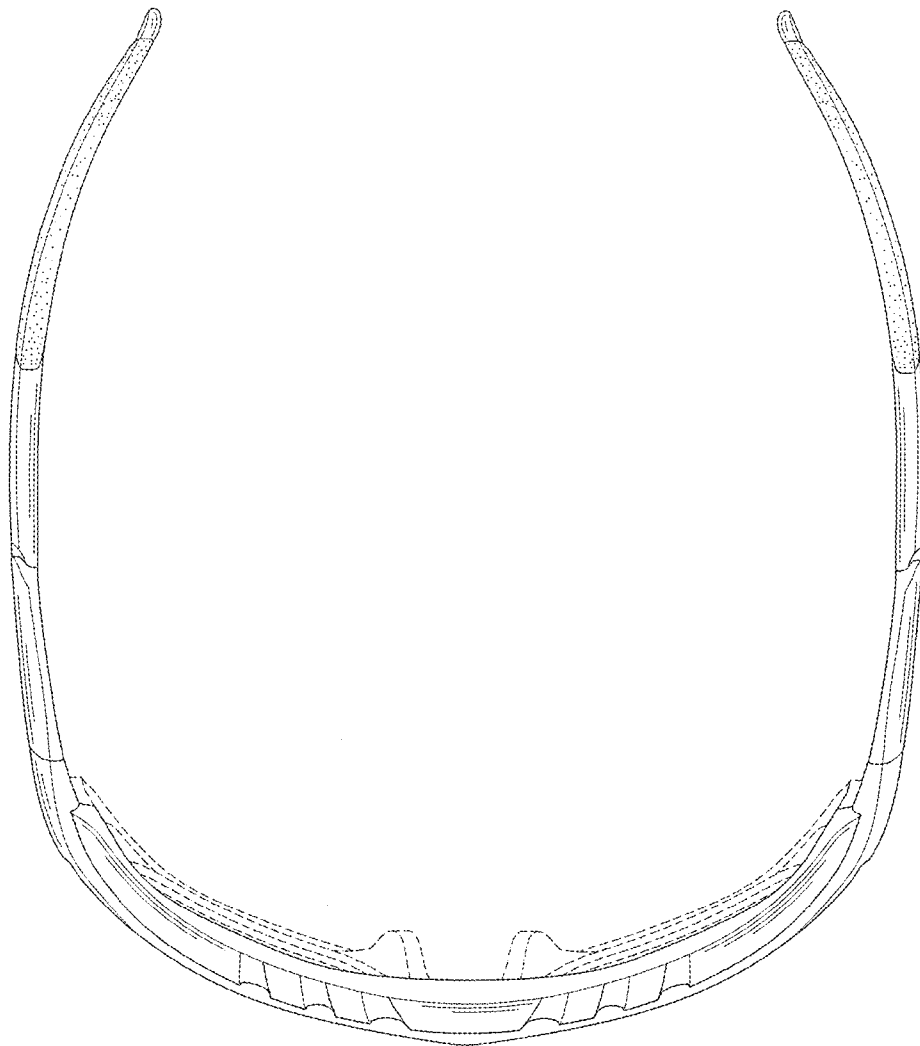


FIG. 6

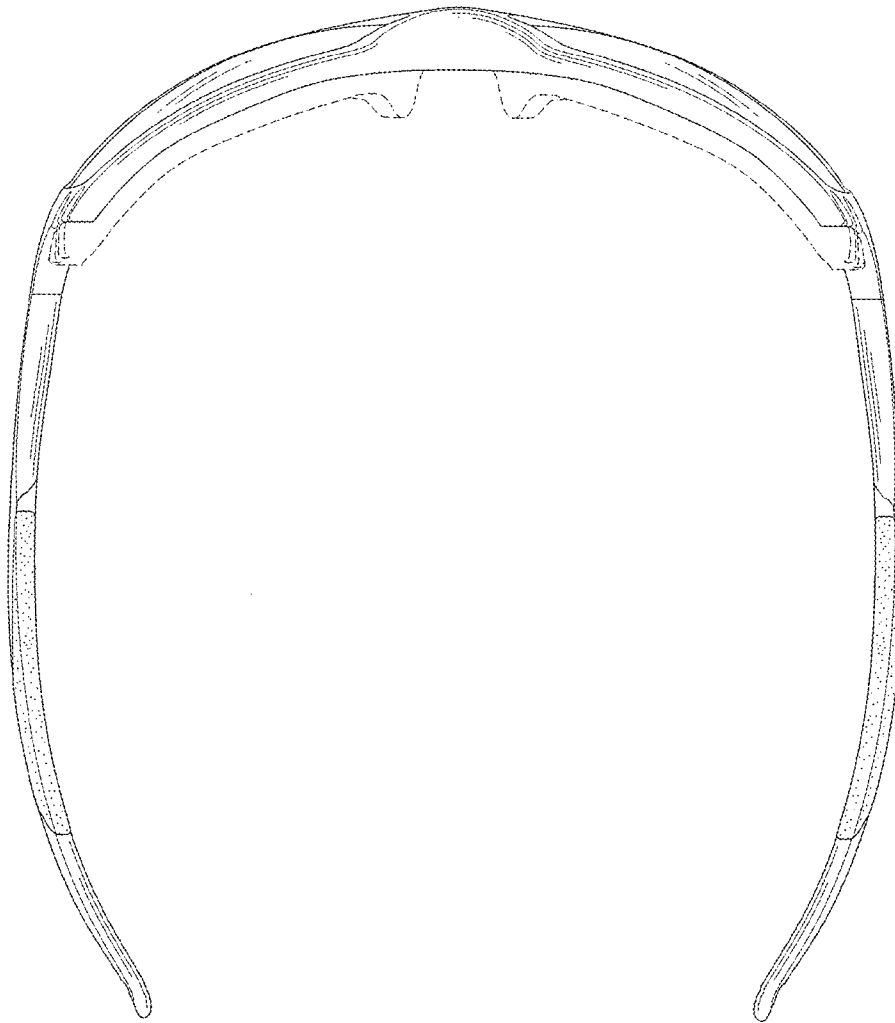


FIG. 7