



- (51) International Patent Classification:
H04W 48/18 (2009.01)
- (21) International Application Number:
PCT/SE2014/050215
- (22) International Filing Date:
21 February 2014 (21.02.2014)
- (25) Filing Language: English
- (26) Publication Language: English
- (71) Applicant: TELEFONAKTIEBOLAGET L M ERICSSON (PUBL) [SE/SE]; SE-164 83 Stockholm (SE).
- (72) Inventors: SACHS, Joachim; Kanalvägen 12a, SE-191 34 Sollentuna (SE). KERÄNEN, Ari; Fredrikinkatu 36 B 26, FI-00100 Helsinki (FI). RUNE, Johan; Terrängvägen 12, SE-181 29 Lidingö (SE). ERIKSSON E, Anders; Dovregatan 12, SE-164 36 Kista (SE). MILITANO, Francesco; Storgatan 52, tr 6, SE-171 52 Solna (SE). BEIJAR, Nicklas; Rajakummuntie 1E, FI-02400 Kirkkonummi (FI). TSIATSIS, Vlasios; Wiboms väg 10, 4tr, SE-17160 Solna (SE).

(74) Agent: BOU FAICAL, Roger; Ericsson AB, Patent Unit Kista RAN1, SE-164 80 Stockholm (SE).

(81) Designated States (unless otherwise indicated, for every kind of national protection available): AE, AG, AL, AM, AO, AT, AU, AZ, BA, BB, BG, BH, BN, BR, BW, BY, BZ, CA, CH, CL, CN, CO, CR, CU, CZ, DE, DK, DM, DO, DZ, EC, EE, EG, ES, FI, GB, GD, GE, GH, GM, GT, HN, HR, HU, ID, IL, IN, IR, IS, JP, KE, KG, KN, KP, KR, KZ, LA, LC, LK, LR, LS, LT, LU, LY, MA, MD, ME, MG, MK, MN, MW, MX, MY, MZ, NA, NG, NI, NO, NZ, OM, PA, PE, PG, PH, PL, PT, QA, RO, RS, RU, RW, SA, SC, SD, SE, SG, SK, SL, SM, ST, SV, SY, TH, TJ, TM, TN, TR, TT, TZ, UA, UG, US, UZ, VC, VN, ZA, ZM, ZW.

(84) Designated States (unless otherwise indicated, for every kind of regional protection available): ARIPO (BW, GH, GM, KE, LR, LS, MW, MZ, NA, RW, SD, SL, SZ, TZ, UG, ZM, ZW), Eurasian (AM, AZ, BY, KG, KZ, RU, TJ, TM), European (AL, AT, BE, BG, CH, CY, CZ, DE, DK, EE, ES, FI, FR, GB, GR, HR, HU, IE, IS, IT, LT, LU, LV, MC, MK, MT, NL, NO, PL, PT, RO, RS, SE, SI, SK, SM,

[Continued on next page]

(54) Title: A METHOD AND NODE FOR SELECTING A CAPILLARY NETWORK GATEWAY

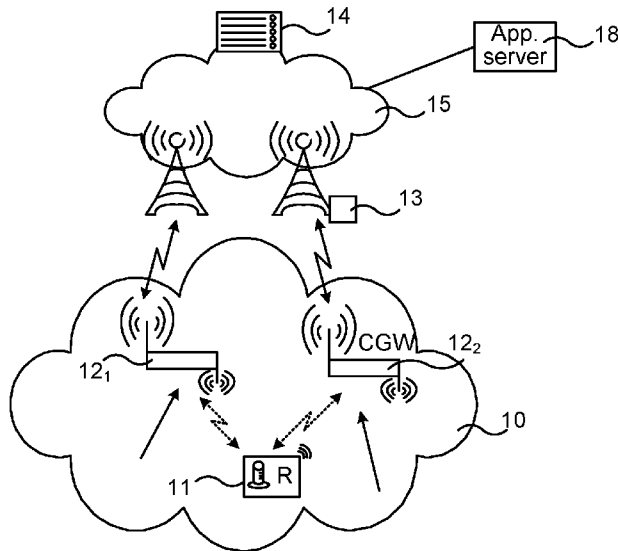


Fig. 3

(57) Abstract: The disclosure relates to a method 40 for selecting a capillary network gateway 12₁, 12₂ for a machine device 11 of a capillary network 10. The method 40 comprises: acquiring 41 a respective bearer service parameter for two or more capillary network gateways 12₁, 12₂ of the capillary network 10, each capillary network gateway 12₁, 12₂ being capable of data exchange between the machine device 11 and a wireless network 15, and wherein the bearer service provides a backhaul connection in the wireless network 15; and selecting 42, for the machine device 11, a capillary network gateway 12₁, 12₂ based on the bearer service parameters. The disclosure relates to a corresponding node, computer program and computer program product.

WO 2015/126295 A1

TR), OAPI (BF, BJ, CF, CG, CI, CM, GA, GN, GQ, GW, KM, ML, MR, NE, SN, TD, TG). **Published:**

— with international search report (Art. 21(3))

A method and node for selecting a capillary network gateway

Technical field

The technology disclosed herein relates generally to the field of capillary networks, and in particular to selecting a capillary network gateway in such capillary network.

5 Background

A currently foreseen development of communication in cellular networks involves numerous small autonomous devices, which transmit and receive only small amounts of data (or are polled for data) occasionally, e.g. once a week or once per minute. These devices may be sensors or actuators of different kinds, which communicate
10 with application servers within or outside a cellular network. The application servers configure the devices and receive data from them. Hence, this type of communication is often referred to as machine-to-machine (M2M) communication and the devices may be denoted machine devices (MDs). In the 3GPP standardization such communication and devices are denoted Machine Type Communication (MTC) and
15 Machine Type Communication devices (MTC devices), respectively. In the following, such autonomous device is denoted machine device (MD).

In view of the nature of MDs and their assumed typical uses it follows that they will often have to be very energy efficient, as external power supplies will typically not be available and since it is neither practically nor economically feasible to frequently
20 replace or recharge their batteries. In some scenarios the MDs may not even be battery powered, relying instead on energy harvesting, i.e. gathering energy from the environment, opportunistically utilizing (the often very limited) energy that may be tapped from sun light, temperature gradients, vibrations, etc.

So far focus has been directed to MDs being directly connected to the cellular
25 network via the radio interface of the cellular network. However, a scenario which is likely to be more prevalent is that MDs connect to the cellular network via a gateway. In such scenarios the gateway acts like a UE towards the cellular network while maintaining a local network, typically based on a short range radio technology towards the MDs. Such a local network, which in a sense extends the reach of the
30 cellular network (to other radio technologies but not necessarily in terms of radio coverage), has been coined capillary network and the gateway connecting the

capillary network to the cellular network is herein referred to as a capillary network gateway (CGW). Figure 1 illustrates such capillary network 1, comprising a number of machine devices 2₁, 2₂, 2₃ communicating with the CGW 4 over a first air interface 3 typically implementing a short range radio technology. The CGW 4 is in turn
5 communicating with a node of the cellular network 5 over a second air interface 6. An application server 8 is also illustrated.

Summary

Selection of a CGW in cases where a MD has access to several CGWs is an aspect for which satisfactory control mechanisms are lacking. Presently, the MDs use some kind
10 of channel quality measure or link metric when selecting the CGW, but other selection mechanisms may be desired.

For example, the various MDs of a capillary network may have different requirements, e.g. owing to the MDs running different applications. Some MDs may be running highly crucial applications, while others are running more latency tolerant
15 applications. The presently used mechanisms do not take into account e.g. such specific requirements of the MDs, and for the exemplary situation, the known CGW selection mechanism may lead to unnecessary delays for the crucial applications.

Other selection mechanisms may be desirable also from the point of view of the operator of the cellular network, e.g. for enabling best use of available resources while
20 at the same time providing best possible service to their customers.

An object of the present teachings is to solve or at least alleviate at least one of the above mentioned short-comings of prior art.

The object is according to a first aspect achieved by a method for selecting a capillary network gateway for a machine device of a capillary network. The method comprises:
25 acquiring a respective bearer service parameter for two or more capillary network gateways of the capillary network, each capillary network gateway being capable of data exchange between the machine device and a wireless network, and wherein the bearer service provides a backhaul connection in the wireless network, and selecting,
for the machine device, a capillary network gateway based on the bearer service
30 parameters.

The method enables an improved choice of capillary network gateway to be made by taking into account additional information when making a decision about which capillary network gateway to select for a machine device. The method further enables the operator of the wireless network to have at least some control of the machine device's choice of capillary network gateway, e.g. enabling steering machine devices to capillary network gateways with appropriate backhaul quality of service, whereby the need to have multiple bearers (with different quality of service) at each capillary network gateway may be avoided. This provides a cost advantage for the operator of the wireless network. In case the method is implemented in an LTE network, the bearer service parameter may comprise the quality of service associated with Evolved Packet System (EPS) bearers that are established (and/or may be established) for the capillary network gateway in the wireless network.

The object is according to a second aspect achieved by a node for selecting a capillary network gateway for a machine device of a capillary network. The node comprises a processor and memory, the memory containing instructions executable by the processor, whereby the node is operative to: acquire a respective bearer service parameter for two or more capillary network gateways of the capillary network, each capillary network gateway being capable of data exchange between the machine device and a wireless network, and wherein the bearer service provides a backhaul connection in the wireless network, and select, for the machine device, a capillary network gateway based on the bearer service parameters.

The object is according to a third aspect achieved by a computer program for a node for selecting a capillary network gateway for a machine device of a capillary network. The computer program comprises computer program code, which, when run on the node causes the node to: establish a respective bearer service parameter for two or more capillary network gateways of the capillary network, each capillary network gateway being capable of data exchange between the machine device and the wireless network the bearer service providing a backhaul connection in the wireless network; and select, for the machine device, the capillary network gateway based on the bearer service parameters.

The object is according to a fourth aspect achieved by a computer program product comprising a computer program as above, and a computer readable means on which the computer program is stored.

5 The object is according to a fifth aspect achieved by a node for selecting a capillary network gateway for a machine device of a capillary network. The node comprises: means for acquiring a respective bearer service parameter for two or more capillary network gateways of the capillary network, each capillary network gateway being capable of data exchange between the machine device and a wireless network, and wherein the bearer service provides a backhaul connection in the wireless network,
10 and means for selecting, for the machine device, a capillary network gateway based on the bearer service parameters.

Further features and advantages of the present teachings will become clear upon reading the following description and the accompanying drawings.

Brief description of the drawings

15 Figure 1 illustrates schematically a capillary network and a cellular network.

Figures 2 and 3 illustrate environments in which embodiments of the present disclosure may be implemented.

Figure 4 illustrates a wireless network in which embodiments of the present disclosure may be implemented.

20 Figure 5 illustrates a flow chart over steps of a method in a node in accordance with the present disclosure.

Figure 6 illustrates schematically a node and means for implementing methods of the present disclosure.

25 Figure 7 illustrates a node comprising functions modules/software modules for implementing methods of the present disclosure.

Detailed description

In the following description, for purposes of explanation and not limitation, specific details are set forth such as particular architectures, interfaces, techniques, etc. in

order to provide a thorough understanding. In other instances, detailed descriptions of well-known devices, circuits, and methods are omitted so as not to obscure the description with unnecessary detail. Same reference numerals refer to same or similar elements throughout the description.

5 Figure 2 illustrates an environment in which embodiments of the present disclosure may be implemented. It is initially noted that embodiments of the present disclosure are described and exemplified by using LTE as the radio access technology over the air interface between the CGW and the cellular network (also denoted wireless network in the following). The teachings of the present disclosure may however be
10 applied also to other radio access technologies, such as e.g. Global System for Mobile Communications (GSM) or Universal Mobile Telecommunications System (UMTS).

A capillary network 10 comprises one or more machine devices (MDs) 12₁, 12₂, and one or more capillary network gateways (CGWs) 12₁, 12₂. The MDs 11₁, 11₂, ..., 11_n are capable to (e.g. configured to) communicate with the CGW 12₁, 12₂, and/or with other
15 MDs 11₁, 11₂, ..., 11_n over a first air interface. The first air interface may implement a short range radio technology, such as for example IEEE 802.15.4 (e.g. with 6LoWPAN or ZigBee as the higher layers), Bluetooth Low Energy or low energy versions of the IEEE 802.11 family, (i.e. Wireless Local Area Networks, or WiFi). In figure 2, the communication over this first air interface is illustrated by the various
20 arrows between the MDs 11₁, 11₂, ..., 11_n and between the MDs 11₁, 11₂, ..., 11_n and the CGWs 12₁, 12₂. The MDs 11₁, 11₂, ..., 11_n may for example comprise metering devices, actuators or sensors, e.g. electricity meters.

The CGWs 12₁, 12₂ are in turn capable to (e.g. configured to) communicate not only with the MDs 11₁, 11₂, ..., 11_n but also with a node 13₁, 13₂ of a wireless network 15 over
25 a second air interface. When the wireless network 15 is an LTE network, the node may e.g. be an evolved node B (eNB), and the second air interface is then the LTE-Uu-interface. This communication over the second air interface is illustrated by the arrows between the CGWs 12₁, 12₂ and the nodes 13₁, 13₂ of the wireless network 15. The CGWs 12₁, 12₂ are thus interfacing both the MDs 11₁, 11₂, ..., 11_n and the wireless
30 network 15. The wireless network 15 may comprise an LTE network, but may alternatively be another type of network, as mentioned earlier.

For the purposes of the present disclosure, the CGWs 12₁, 12₂ may generally, but not necessarily, be under the control of an operator of the wireless network 15 even though the operator of the wireless network 15 does not necessarily own the CGWs 12₁, 12₂.

5 Each CGW 12₁, 12₂ is configured with one or more Evolved Packet System (EPS) bearers. The EPS bearer provides a logical transmission path, a transport backhaul connection, between the CGW 12₁, 12₂ and a packet data network gateway (PDN-GW) of the wireless network 15 (reference is also made to figure 4, reference numeral 17). The backhaul connection thus connects the radio interface provided by the wireless
10 network 15 with the core network of the wireless network 15. Each EPS bearer has a Quality of Service (QoS) class/parameters associated therewith. The QoS parameters describe the properties of the backhaul connection. Examples of such properties comprise bit rates (/data rate), packet delay, a parameter related to packet loss probability, packet delay variation. There are further parameters that may be related
15 to, or associated with, the bearer, parameters that are not explicitly related to the properties of the backhaul connection as such, but still relevant. Examples of such parameter comprise cost related to the bearer service and cost in each of the respective capillary network gateways of providing a bearer service having a specified quality of service.

20 The capillary network 10 may be single hop network (refer to figure 3, which illustrates such case), i.e. all MDs 11₁, 11₂,..., 11_n have a direct link to the CGW 12₁, 12₂. This is the case e.g. for a WiFi network with the CGWs 12₁, 12₂ acting as the access point towards the wireless network 15. The capillary network 10 may else, as illustrated in the figure 2, be a multi-hop network, i.e. some MDs 11₁, 11₂,..., 11_n may
25 have to communicate via one or more other MD(s) 11₁, 11₂,..., 11_n to reach the CGW 12₁, 12₂. This is often the case e.g. for an IEEE 802.15.4+ZigBee network with the CGW 12₁, 12₂ acting as a Personal Area Network (PAN) controller. Aspects of the present disclosure are applicable to both such set-ups of the capillary network 10. In the multi-hop case, a routing protocol, such as Routing Protocol for Low-Power and
30 Lossy Networks (RPL), may be used. It is noted that the RPL may, in principle, be used also in single hop networks, although there is typically no need for a routing protocol in such networks.

An application server 18 is also illustrated in figure 2. The application server 18 may be part of the cellular network 5, or be part of another network connected to the cellular network 5. Such other network may e.g. comprise a third party service provider's network (e.g. owned by a service provider other than the operator of the cellular network 5). The application server 18 comprises applications which may
5 configure the MDs 11₁, 11₂,..., 11_n to e.g. perform a certain action such as perform a reading and send a reading value to it.

According to an aspect of the present disclosure, a Capillary Network Function (CNF) is introduced, illustrated schematically at reference numeral 14. A function of the
10 CNF 14 is to select a CGW 12₁, 12₂ for an MD 11, which selection will be described further with reference to figure 3. It is noted that although illustrated in the figure 3 as located in the wireless network 15, the selection functionality of the CNF 14 may alternatively be implemented in a node of the capillary network 10. In embodiments of the present disclosure wherein the CNF 14 is placed in the wireless network 10,
15 there are several possible locations for it within the wireless network 10, which will be elaborated on with reference to figure 4. When the selection functionality is implemented in the wireless network 15, the selection functionality is referred to as CNF 14, the CNF 14 e.g. being a standalone node in the wireless network or integrated with an existing node of the wireless network. When the selection
20 functionality is implemented in a node of the capillary network 10 it is simply referred to as selection functionality.

Figure 3 illustrates an environment in which embodiments of the present disclosure may be implemented. Figure 3 is similar to figure 2, but simplified in that only one MD 11 is illustrated and in that it is a single-hop capillary network 10.

25 As mentioned earlier, control mechanisms for selecting one out of several CGWs 12₁, 12₂ that are available to an MD 11 is an area in which solutions are lacking. The current mechanism is typically that the MD 11 uses some kind of channel quality measure/link metric as the basis for the choice of CGW 12₁, 12₂, but there are situations in which other mechanisms are desirable. For example, the various MDs 11
30 of the capillary network 10 may have different requirements, e.g. owing to the MDs 11 being configured with and occasionally running different applications. Some MDs 11 may be running highly crucial applications, while others are running more latency tolerant applications. The presently used mechanisms do not take into account e.g.

such specific requirements of the MDs 11, and for the exemplary situation, the known CGW selection mechanism may lead to unnecessary delays for the crucial applications, since, although the link between the MD 11 and the CGW 12₁, 12₂ may be the best possible, there may be e.g. congestion on the remaining path to an end point entity communicating with the MD 11.

Several properties, or characteristics, that can be associated with a CGW 12₁, 12₂ may be relevant for impacting the choice of CGW 12₁, 12₂ for a particular MD 11. In the present disclosure, a CGW characteristic that is primarily considered is the available quality of service (QoS) on a backhaul connection. For the case of the wireless network 15 being an LTE system, the available QoS associated with EPS bearers that are established (and/or may be established) for the CGW 12₁, 12₂ in the wireless network 15 is the CGW characteristic mainly considered. In other cellular systems than LTE the corresponding features should be considered instead. For instance, in a UMTS network it would be the QoS associated with the Packet Data Protocol (PDP) context constituting the bearer that provides the backhaul from the CGW.

Even though the MD 11 itself eventually and inevitably is the entity that executes the CGW selection, e.g. in terms of association with a certain CGW, it would be advantageous to allow the wireless network 15 to maintain some level of control or at least influence over the MD's 11 choice. This control may come in the shape of explicit instructions, policies/rules based on contextual input parameters, and/or modification of contextual parameters that may indirectly affect the MD's 11 choice of CGW 12₁, 12₂.

The capillary network functionality CNF 14 is a new functionality provided by the present disclosure. The CNF 14 is intended to handle various tasks related to the capillary network 10 and in particular the CGW 12₁, 12₂. Such tasks may comprise e.g. configuration of the CGWs 12₁, 12₂ and the CNF 14 may also to some extent be involved in traffic processing.

The CNF 14 is capable of providing an improved selection of a CGW 12₁, 12₂ for the MD 11, in particular addressing the above described aspects of the selection. In the selection of a CGW 12₁, 12₂, one or more bearer service parameters of a bearer service are taken into account, wherein the bearer service provides a backhaul connection in the wireless network 15. In various embodiments, the available QoS on a backhaul

connection of the wireless network 15 is taken into account in the selection. In the following, the one or more bearer service parameters are often referred to as a single bearer service parameter, but it is noted that this single parameter may actually represent a set of multiple parameters. Moreover, the bearer service parameter is often exemplified by the QoS on the backhaul connection, but it is realized that other parameters could be used as well, as has been mentioned earlier.

In order for this available QoS on the backhaul connection (also denoted backhaul QoS in the following) to be considered in the choice of CGW CGW 12₁, 12₂, information about the backhaul QoS available for each of the CGWs 12₁, 12₂ of the capillary network 10 has to be gathered. In short, in order to provide input to the CNF 14 making the CGW selection this information needs to be obtained. The wireless network 15 may exercise its control over the CGW selection either directly as explicit instructions or indirectly using configurable rules and/or policies and/or by modifying contextual parameters that may indirectly affect the MD's 11 choice of CGW. Depending on how and by which entity the selection decision is made (i.e. where the selection functionality is implemented) and the way the wireless network 15 exercises its control over the MD's CGW choice, the information gathering may be performed in different ways and by different entities, which will be described in the following.

First, embodiments are described wherein the wireless network 15 exercises its control through explicit instructions regarding the selection. In these embodiments thus, the wireless network 15 exercises its control over the MD's choice of CGW 12₁, 12₂ through explicit instructions to the MD 11 to select a certain CGW 12₁, 12₂. The instructions may be provided in different ways, e.g. as an instruction to the MD 11 to connect/associate with another CGW than the currently used CGW. The instruction may e.g. be sent to the MD 11 by the MD's 11 current CGW or by the CNF 14. In the latter case a message containing the instruction traverses the CGW, but it is addressed directly to the MD and is opaque to the CGW.

In one embodiment, the CGWs 12₁, 12₂ exchange information about their respective available backhaul QoS, directly across the capillary network 10, i.e. over the air interface (e.g. Bluetooth) used within the capillary network 10. The CGWs 12₁, 12₂ thus communicate their respective backhaul QoS to one another, i.e. a particular

CGW sends its backhaul QoS information to all other CGWs and, correspondingly receives, from all the other CGWs their respective backhaul QoS information.

In this embodiment, the selection functionality may be implemented in each CGW 12₁, 12₂, so that each CGW 12₁, 12₂ is able to perform the selection. In particular, each CGW 12₁, 12₂ will come to the same result about which CGW 12₁, 12₂ to select for a particular MD 11. This result may be then, as mentioned, be provided to the MD 11 as an explicit instruction to select (and eventually connect to) the CGW 12₁, 12₂ that results from the selection procedure. The explicit instruction may be sent by its current CGW, if the MD 11 already has a selected CGW, or by any CGW 12₁, 12₂ in the capillary network 10 if the MD 11 has no current GGW, e.g. the one that has been selected for use by the MD 11. Thus, the CGW 12₁, 12₂ to which the MD 11 is currently connected or associated with may send an instruction to the MD 11 to connect/associate with a certain alternative CGW (provided that it is not determined that the MD should remain with the current CGW). The CGW 12₁, 12₂ may send such instruction in the form of a field in a RPL message, as a link layer (management) message or as a parameter in a unicast IPv6 router advertisement. Still other possibilities comprise sending the instruction in e.g. a Constrained Application Protocol (CoAP) message or an Open Mobile Alliance Lightweight Machine to Machine (OMA-LWM2M) message.

In another embodiment, each CGW 12₁, 12₂ sends its respective backhaul QoS information to a CNF 14 located in the wireless network 15. The CNF 14 in turn may distribute the information to the other CGWs 12₁, 12₂ being part of the same capillary network 10, which CGWs 12₁, 12₂ may, as above, also comprise the selection functionality. The CNF 14 may be implemented as an entity in the wireless network 15, e.g. implemented integrated in an existing node of the wireless network 15 or as a standalone node in the wireless network 15. In some embodiments, the CNF 14 may perform the selection based on the information received from the CGWs 12₁, 12₂ and then send, via a CGW of the capillary network 10, explicit instruction to the MD 11 to select (and eventually connect to) the CGW 12₁, 12₂ resulting from the selection. The CNF 14 may alternatively send such instruction directly to the MD 11. In the latter case, again, the message containing the instruction traverses the CGW, but it is addressed directly to the MD and is opaque to the CGW.

Alternatively, the CNF 14 located in the wireless network 15, may be inherently aware of the backhaul QoS that is available to the different CGWs 12₁, 12₂, e.g. because the CNF 14 may have configured or instructed the CGWs 12₁, 12₂ to establish their respective EPS bearers, and is thereby able distribute this information to the CGWs
5 12₁, 12₂ of the same capillary network 10. Either way, the result of this information exchange/distribution is that all the CGWs 12₁, 12₂ connected to the same capillary network 10 will, again, be aware of the backhaul QoS available at all the other CGWs 12₁, 12₂ and hence, in this embodiment, any of the CGWs 12₁, 12₂, provided with the selection functionality, is thereby able to determine which CGW the MD 11 should
10 select, and eventually connect/associate with.

In the selection procedure, the selection making entity, e.g. the CNF 14 or a CGW 12₁, 12₂, may also take into account information about the MD 11 and/or the application the MD is running. The selection making entity may e.g. derive such information from observing and sniffing traffic to/from the MD 11 or from explicit information
15 received from the MD 11.

In another embodiment, the MD 11 has a relation with the CNF 14, or at least the MD 11 is visible and reachable from the CNF 14, which is implemented in the wireless network 15 or in a CGW 12₁, 12₂ in the capillary network 10. In this embodiment, the CNF 14 either gathers the backhaul QoS information from the CGWs 12₁, 12₂ or is
20 inherently aware of it, as described above. Based on this information and possibly information about the MD 11 and the application it is running, the CNF 14 determines whether a MD 11 should change to another CGW and, if so, sends an explicit instruction directly to the MD 11 to select another CGW, or via a CGW if the CNF 14 is implemented in the wireless network 14. The CNF 14 may acquire information about
25 the MD 11 and/or its application from the MD 11 or the application server 18 comprising a corresponding application or by observing and sniffing the MD's traffic (provided that all the MD's user data traffic passes through the CNF 14).

In a variation of this embodiment, the CNF 14 may, when implemented in the wireless network 15, send the instruction to the MD's current CGW instead of directly
30 to the MD, requesting the current CGW to send an instruction to the MD.

Irrespective of where the CNF functionality is implemented, i.e. in the CGW, as a standalone CNF node in the capillary network 10, as a standalone node in the

wireless network 15 or integrated with another entity or in the MD, the entity making the CGW selection decision on behalf of an MD 11 may, depending on the scenario, have to be provided with information about the CGWs 12₁, 12₂ that are currently reachable by the MD 11 and possibly also other contextual parameters such as the MD's channel quality to different CGWs.

Alternatively, the MD 11 may be configured to obey a received CGW selection instruction only if the CGW 12₁, 12₂ it is directed to is available to the MD 11 (or reachable with a reasonable channel quality).

Yet another alternative is that the instruction has the form of a number of CGWs 12₁, 12₂ listed in priority order, so that if the first CGW in the list is unavailable, or has too poor channel quality, the MD 11 chooses the next CGW in the list, and so on.

Next, embodiments are described wherein the wireless network 15 exercises its control over the MD's choice of CGW 12₁, 12₂ indirectly through policies and/or rules and contextual parameters. The selection functionality may thus be implemented in the MD 11, which is configurable with these policies/rules so that it selects a CGW based e.g. on the backhaul QoS thereof while obeying the policies/rules.

These policies/rules may be configured in the MD 11 by a node in the wireless network 15, e.g. an Operation and Maintenance (O&M) entity, or via a CNF 14 that is provided in the wireless network 15. If the O&M entity or CNF 14 does not have a direct relation to the MD 11, the configuration data may be sent first to the CGW 12₁, 12₂ to be forwarded to the MD 11. In this case one option is that all MDs 11 in the capillary network 10 are configured with the same policies/rules. However, individually adapted policies/rules are preferable in most cases in order to allow different kinds of MDs 11 and/or applications in the same capillary network 10. One way to achieve individual policy/rule adaptation without sending individual policies/rules to the various different MDs 11, thus causing much data to be sent, is to take the type of MD 11 and/or application into account in the policies/rules, i.e. making the type of MD and/or application a contextual parameter to be part of the input data to the policies/rules.

As implied above, the policies/rules may take contextual parameters as input data to an algorithm (selection functionality) that outputs a CGW selection. The input data comprises the available CGWs 12₁, 12₂, information reflecting their respective

backhaul QoS, wherein a CGW may be available to one MD 11 but not to another within the same capillary network 10. The input data may also comprise contextual parameters including other aspects, such as channel quality, required transmission power, battery/energy status, location or capillary network technology used by the various CGWs 12₁, 12₂. For instance, a policy/rule may be formulated such that the MD 11 should switch to a certain CGW 12₁, 12₂ having more suitable backhaul QoS, but only if the channel quality is good enough. If the battery/energy status of the MD 11 is poor the policy/rule may state that any change of CGW 12₁, 12₂ is subject to the required transmission power, e.g. the policy/rule is not allowing increased required transmission power to be used. One or more such contextual parameters, combined in different ways, may be taken into account when making the selection.

In the various embodiments described, information about the backhaul QoS of each CGW 12₁, 12₂ may be sent from the CGW 12₁, 12₂ to the MD 11 in the form of a field in a RPL message, as a link layer message, e.g. a field in a beacon message, or as a parameter in a unicast IPv6 router advertisement. This information may comprise explicit descriptions of the QoS class/parameters of each EPS bearer associated with each CGW, but it may alternatively comprise information in more condensed forms, e.g. as a preference value. In this context "preference value" is intended as a generic designation for a parameter, the purpose of which is to reflect how "attractive" a CGW should be considered in a CGW selection procedure. The preference value should in some sense summarize one or more or all relevant properties/capabilities of the CGW, comprising at least the backhaul QoS and possibly also other properties and even more dynamic properties like the current load of each CGW.

Each CGW 12₁, 12₂ may create the backhaul QoS information and/or derivatives thereof independently of the other CGWs 12₁, 12₂, including setting of a possible preference value. However, an alternative is that the CGWs 12₁, 12₂ are made aware of each other's backhaul QoS, in any of the manners described above, and derives backhaul QoS information and/or derivatives thereof to be sent to the MD(s) 11, e.g. preference values, in a process where the backhaul QoS of all CGWs 12₁, 12₂ are taken into account, e.g. to derive relative preference values. In variations, the CNF 14 functionality provided in the wireless network 15 provides the CGWs 12₁, 12₂ with the condensed backhaul QoS information, e.g. preference values, which they should deliver to the MDs 11, upon which the selection functionality in the MDs 11 performs

the CGW selection. Yet another option is that the CNF entity in the wireless network 15 sends the information directly to the MDs 11.

In the embodiments where the CNF 14, implemented in the wireless network 15, has to know the backhaul QoS of the CGWs 12₁, 12₂, the CNF 14 may, partly depending on deployment scenario, receive this information from the CGW 12₁, 12₂, the O&M system, a Packet Data Network Gateway (PGW) 17, a Mobility Management Entity (MME) 23 or it may know this inherently (also refer to figure 4 and related description). Inherent awareness and information retrieval from the CGWs have been described earlier. The O&M system, e.g. a MD/CGW/capillary network specific O&M entity may be aware of the CGWs' 12₁, 12₂ backhaul QoS, e.g. by retrieving this information from the CGWs 12₁, 12₂ or by being the source of configuration of the CGWs, such that it inherently knows the backhaul QoS of the CGWs. In either case, the O&M entity may inform the CNF 14. The CNF 14 may also have an interface towards the PGW 17 or the MME 23 and retrieve the information from either of these nodes, since both these nodes maintain information about the EPS bearers of the CGWs 12₁, 12₂, including the QoS associated with the EPS bearers. The MME 23 is a particularly interesting alternative if the CNF 14 is integrated in a Services Capability Server (SCS) 16, in which case the Tsp interface (between the SCS 16 and a Machine Type Communication Inter Working Function, MTC-IWF, node 21) and the T5b interface (between the MTC-IWF 21 and the MME 23) may be used (again, also refer to figure 4).

Figure 4 illustrates a wireless network in which embodiments of the present disclosure may be implemented, and in particular a schematic overview of an exemplifying wireless network 15 in which embodiments of the present disclosure can be implemented. The wireless network 15 illustrated in figure 4 is an LTE based network. It is noted that the terms "LTE" and "LTE based" system is here used such as to encompass both present and future LTE based systems, such as, for example, advanced LTE systems. It should be appreciated, and as mentioned earlier, that although figure 4 illustrates a wireless network 15 in the form of an LTE based system, the example embodiments described herein may also be utilized in connection with other wireless communication systems, such as e.g. GSM or UMTS, comprising nodes and functions that correspond to the nodes and functions of the wireless network 15 in figure 4.

The wireless network 15 comprises one or more base stations in the form of eNodeBs 13, operatively connected to a Serving Gateway (SGW) 19, in turn operatively connected to a Packet Data Network Gateway (PGW)/ Gateway General Packet Service Support Node (GGSN) 17. It is noted that the P-GW and GGSN may
5 alternatively be separate nodes. The SGW 19 routes and forwards user data packets over the S1-U interface, whilst also acting as the mobility anchor for the user plane during inter-eNodeB handovers and as the anchor for mobility between LTE and other 3rd Generation Partnership Project (3GPP) technologies (terminating S4 interface and relaying the traffic between 2G/3G systems and PGW). Among other
10 things, the SGW manages and stores UE contexts (the CGW is acting as a UE towards the wireless network 15), e.g. parameters of the Internet Protocol (IP) bearer service, and network internal routing information. Further, the wireless network 15 may comprise a Serving General Packet Service Support Node (SGSN) 20, a Services Capability Server (SCS) 16, a Machine Type Communication Inter Working Function
15 (MTC-IWF) node 21, and a MTC Authentication, Authorization and Accounting (AAA) node 22.

The PGW 17 provides connectivity for the CGW to external packet data networks (PDNs, not explicitly illustrated, but the application server 18 may be part of such PDN) by being the point of exit and entry of traffic for the CGW. A CGW may have
20 simultaneous connectivity with more than one PGW for accessing multiple PDNs. The PGW 17 performs policy enforcement, packet filtering for each user, charging support, lawful Interception and packet screening. Another key role of the PGW17 is to act as the anchor for mobility between 3GPP and non-3GPP technologies such as WiMAX and 3GPP2 (CDMA 1X and EvDO). The interface between the PGW 17 and
25 the packet data network, being for instance the Internet, is referred to as the SGi. The packet data network may be an operator external public or private packet data network or an intra operator packet data network, e.g. for provision IP Multimedia Subsystem (IMS) services.

For the case that the selection functionality is implemented in the wireless network 15
30 (being an LTE network), i.e. in CNF 14, the CNF 14 preferably resides above the SGi interface and is further assumed to be reachable from the CGW 12₁, 12₂ via the user plane (user plane indicated in the figure 4 by solid lines). The CNF 14 may also have

one or more interfaces to one or more O&M entities, e.g. O&M entities dedicated for CGWs, MDs and/or capillary networks 10.

Embodiments of the present disclosure may for example be implemented in the SGW 19, the GGSN /PGW₁₇ or the eNodeB 13, the SGSN 20, the SCS 16, a Radio Network
5 Controller (RNC), or a NodeB in a Universal Mobile Telecommunication System, UMTS, network, or an SGSN 20, a GGSN, a Base Station Controller (BSC), or a Base Transceiver Station (BTS) in a Global System for Mobile communications (GSM) network. The CNF 14 may be implemented in the SCS 16, the MTC-IWF 21 node or
10 the MTC AAA node 22. The CNF 14 may thus be located with any of the mentioned nodes or yet others, i.e. integrated with the node or as a part of the node. In other embodiments, the CNF 14 is deployed as a separate entity.

Above, only exemplary nodes wherein embodiments of the present disclosure may be implemented are provided. As is well known, the wireless network 15 comprises a
5 number of additional nodes, such as Mobility Management Entity (MME) 23, involved in various task, for example in the bearer activation/deactivation process and is also responsible for choosing the SGW 19 for a CGW at the initial attach and at
15 time of intra-LTE handover involving core network node relocation. Such additional nodes are illustrated in figure 4, but not described further herein. In the following, a node of the wireless network 15 is referred to by reference numeral 30, and may thus
20 comprise any one of the mentioned nodes or corresponding nodes of other communication systems.

Figure 5 illustrates a flow chart over steps of a method 40 in a node in accordance with the present disclosure.

The method 40 is used for selecting a capillary network gateway 12₁, 12₂ for a
25 machine device 11 of a capillary network 10. The method 40 comprises acquiring 41 a respective bearer service parameter for two or more capillary network gateways 12₁, 12₂ of the capillary network 10. The acquiring 41 may be adapted e.g. to and in view of the node in which the method 40 is performed. Each capillary network gateway 12₁,
30 12₂ is capable of data exchange between the machine device 11 and a wireless network 15, and the bearer service provides a backhaul connection in the wireless network 15. The capillary network gateway 12₁, 12₂ may be capable of the data exchange by being provided with a first interface enabling communication with the machine device 11

and with a second interface enabling communication with the wireless network 15. For example, the first interface may comprise a protocol stack relevant for the radio access technology used in the capillary network 10, and correspondingly, the second interface may comprise a protocol stack relevant for the radio access technology used in the wireless network 15.

The method 40 comprises selecting 42, for the machine device 11, a capillary network gateway 12₁, 12₂ based on the bearer service parameters. The selecting 43 may in particular be based on QoS of the backhaul connection, wherein the CGW having the most appropriate QoS backhaul for a certain MD 11 is selected. The resulting selection of capillary network gateway 12₁, 12₂ may be effectuated by explicit instructions for the machine device 11 to select a certain capillary network gateway 12₁, 12₂, or by an indirect selection in that the machine device 11 is configured with rules or policies directing it to indeed select the certain capillary network gateway 12₁, 12₂.

The method 40 may be implemented in different nodes: in a node 30 of the wireless network 15, as a standalone node in the wireless network 15, as standalone node in the capillary network 10, in the CGW or in the MD 11. The node 30 of the wireless network 15 may be a SGW 19, a PGW/GGSN 17, an eNodeB 13, a SGSN 20, or a SCS 16.

Thus, the MD 11, or the CGW 12₁, 12₂ or a network node 30 or any other appropriate node, determines which CGW out of a plurality of CGWs should be selected on the basis of the bearer service parameters, e.g. the backhaul QoS available at the respective CGWs.

In an embodiment, the selecting 42 is further based on information relating to the machine device 11. This embodiment enables an improved choice of capillary network gateway by taking into account specific requirements of the machine device 11, for example requirements of the specific application run or to be run by the machine device 11, and matching such requirements to bearer service parameters of the capillary network gateways 12₁, 12₂ of the capillary network 10.

In a variation of the above embodiment, the information relating to the machine device 11 comprises requirements of an application configured in the machine device

11, and the selecting 42 comprises selecting the capillary network gateway 12₁, 12₂ having a bearer service parameter appropriate for the requirements of the application. The bearer service parameter may for example comprise a QoS associated with the backhaul connection provided by the bearer service. A bearer
5 service parameter appropriate for the requirements of the application may then be a QoS that is sufficient for the application without providing exceedingly good QoS. An advantage with this embodiment is that it may enable steering the machine device 11 to a capillary network gateway 12₁, 12₂ with most appropriate backhaul QoS, which in turn may avoid the need to have several bearers, possibly with different QoS, at each
10 capillary network gateway 12₁, 12₂. This need for several bearers could be the case if selecting capillary gateway in accordance with prior art: many machine devices may have the best link to the same capillary network gateway, which may therefore need to have several bearers to serve all machine devices.

In a variation of the above embodiment, the method 40 comprises deriving
15 information about the application when run by the machine device 11 by parsing an incoming or outgoing machine device 11 message. According to this embodiment, adequate information for determining whether a bearer service parameter, e.g. backhaul QoS, is appropriate for the application is provided in a convenient way.

In an embodiment, the selecting 42 comprises selecting the capillary network
20 gateway 12₁, 12₂ such that the bearer service parameter thereof is appropriate for requirements of the machine device 11. Such requirements may thus be other than the above application requirements, or may be requirements in addition to the application requirements.

In an embodiment, the method 40 comprises repeating the acquiring 41, and
25 determining based thereon if a reselection of capillary network gateway 12₁, 12₂ is to be performed. A check may thus be performed periodically, regularly or from time to time on whether the selected capillary network gateway is still the one that should be used by the machine device. This embodiment may be seen as providing a check as to the capillary network gateway (still) being, in some sense, the best one to use, and if
30 not, a reselection is to be made.

In an embodiment, the method 40 comprises instructing the machine device 11 to connect to the selected capillary network gateway 12₁, 12₂.

In a variation of the above embodiment, the instructing comprises sending a message to the machine device 11. The message may for example comprise a RPL message, a Constrained Application Protocol (CoAP) message, an Open Mobile Alliance Lightweight Machine to Machine (OMA-LWM2M) message, a unicast router advertisement, or a link layer message.

In variations of the above two embodiments, the instructing comprises providing a listing of the selected capillary network gateway 12₁, 12₂ and further capillary network gateways 12₁, 12₂ of the two or more capillary network gateways 12₁, 12₂, the listing providing a prioritized order instructing the machine device 11 to connect to one of the capillary network gateways 12₁, 12₂ in the prioritized order. In addition to the selected capillary network gateway 12₁, 12₂ e.g. all other capillary network gateways 12₁, 12₂ of the capillary network may be provided in a prioritized order. If the machine device, for some reason e.g. due to link quality, cannot connect to the selected capillary network gateway 12₁, 12₂ it may instead select the second highest prioritized capillary network gateway 12₁, 12₂. If this capillary network gateway 12₁, 12₂ is also unavailable, then the next highest prioritized capillary network gateway 12₁, 12₂ may be selected.

In an embodiment, the method 40 is performed in a capillary network gateway 12₁.

In a variation of the above embodiment, the acquiring 41 comprises receiving a bearer service parameter from at least one other capillary network gateway 12₂ of the capillary network 10 and obtaining a bearer service parameter for the capillary network gateway 12₁ in which the method 40 is performed (e.g. retrieving the bearer service parameter from a memory thereof), and the selecting 42 comprises selecting the capillary network gateway 12₁, 12₂ having a bearer service parameter appropriate for an application configured in (and from time to time run by) the machine device 11. The selection may comprise evaluating the received one or more bearer service parameters and the bearer service parameter of the capillary network gateway 12₁ in which the method 40 is performed in view of best meeting requirements of the application and the selecting 42 then be based on the evaluation.

In another embodiment, the method 40 is performed in a network node 13, 14, 16 of the wireless network 15.

In a variation of the above embodiment, the acquiring 41 comprises obtaining, in the network node 13, 14, 16, a respective bearer service parameter for the two or more capillary network gateways 12₁, 12₂. The obtaining may comprises: receiving, from each of the two or more capillary network gateways 12₁, 12₂ a respective bearer service parameter, or using information about the respective bearer service parameter available in the network node 13, 14, 16, or receiving, from one or more other network nodes 13, 14, 16 of the wireless network 15, a respective bearer service parameter for the two or more capillary network gateways 12₁, 12₂.

In another embodiment, the method 40 is performed in the machine device 11.

In a variation of the above embodiment, the acquiring 41 comprises receiving a respective bearer service parameter from the two or more capillary network gateways 12₁, 12₂.

The method 40, when performed in the machine device 11, may comprise receiving one or more rules or policies which should also be taken into account and fulfilled in the selecting 42, besides the bearer service parameter. In such embodiment, the selecting 42 may comprise selecting 42, for the machine device 11, a capillary network gateway 12₁, 12₂ based on the bearer service parameters, while fulfilling the one or more rules or policies. As a particular example, the rule may comprise a requirement of fulfilling a certain link quality metric and the selecting may then comprise selecting the capillary network gateway 12₁, 12₂ based on the bearer service parameters thereof, but under the requirement that the link quality between the machine device 11 and the capillary network gateway is equal to or better than the link quality metric defined by the rule.

In various embodiments, the selecting is further based on one or more of: channel quality and/or required transmission power of a channel between the machine device 11 and the two or more capillary network gateways 12₁, 12₂, energy status of the machine device 11, location of the two or more capillary network gateways 12₁, 12₂, radio technology used by the respective capillary network gateway 12₁, 12₂ in communication with the machine device 11.

In various embodiments, the bearer service parameter comprises one or more of: quality of service associated with an evolved packet system bearer, data rate, a

parameter related to packet loss probability (e.g. maximum packet delay, packet delay variation), packet delay variation, cost related to the bearer service, cost in each of the two or more capillary network gateways 12₁, 12₂ of providing a bearer service having a specified quality of service.

5 Figure 6 illustrates schematically a node 11; 12₁, 12₂; 14; 30 and means for implementing methods of the present disclosure. The node 11; 12₁, 12₂; 14; 30 comprises a processor 50 comprising any combination of one or more of a central processing unit (CPU), multiprocessor, microcontroller, digital signal processor (DSP), application specific integrated circuit etc. capable of executing software
10 instructions stored in a memory 51, which can thus be a computer program product 51. The processor 50 can be configured to execute any of the various embodiments of the method as described, e.g. in relation to figure 5, or generally any of the functions as has been described.

The memory 51 can be any combination of read and write memory (RAM) and read
15 only memory (ROM). The memory 51 also comprises persistent storage, which, for example, can be any single one or combination of magnetic memory, optical memory, solid state memory or even remotely mounted memory.

The node 11; 12₁, 12₂; 14; 30 may further comprise a data memory 53 for reading
and/or storing data during execution of software instructions in the processor 50.
20 The data memory 53 can be any combination of read and write memory (RAM) and read only memory (ROM).

The node 11; 12₁, 12₂; 14; 30 further comprises one or more input/output (I/O)
devices 54 (only one illustrated) for communicating with other entities within the
capillary network 10 and/or within the wireless network 15. For example, when the
25 node comprises the CGW 12₁, 12₂, then the I/O 54 may comprise a first interface device for communication with the MDs 11 (e.g. a Bluetooth interface) and a second interface device for communication with the wireless network 15, and in particular an access node thereof, e.g. eNB 13, the second interface may thus comprise an LTE interface.

Depending on type of node, it may comprise still further means and devices, e.g. antenna circuitry if the node is an MD 11 or CGW 12₁, 12₂ or an access node (e.g. eNB 13).

Thus, the present disclosure provides a node 11; 12₁, 12₂; 14; 30 for selecting a
5 capillary network gateway 12₁, 12₂ for a machine device 11 of a capillary network 10. The node 11; 12₁, 12₂; 14; 30 comprises a processor 50 and memory 51, the memory 51 containing instructions executable by the processor 50, whereby the node 11; 12₁, 12₂; 14; 30 is operative to:

- 10 - acquire a respective bearer service parameter for two or more capillary network gateways 12₁, 12₂ of the capillary network 10, each capillary network gateway 12₁, 12₂ being capable of data exchange between the machine device 11 and a wireless network 15, and wherein the bearer service provides a backhaul connection in the wireless network 15, and
- 15 - select, for the machine device 11, a capillary network gateway 12₁, 12₂ based on the bearer service parameters.

In an embodiment, the node 11; 12₁, 12₂; 14; 30 is operative to select by further basing the selection on information relating to the machine device 11.

In a variation of the above embodiment, the information relating to the machine device 11 comprises requirements of an application configured in the machine device
20 11, and wherein the node 11; 12₁, 12₂; 14; 30 is operative to select the capillary network gateway 12₁, 12₂ having a bearer service parameter appropriate for the requirements of the application.

In a variation of the above embodiment, the node 11; 12₁, 12₂; 14; 30 is operative to derive information about the application when run by the machine device 11 by
25 parsing an incoming or outgoing machine device 11 message.

In an embodiment, the node 11; 12₁, 12₂; 14; 30 is operative to select the capillary network gateway 12₁, 12₂ such that the bearer service parameter thereof is appropriate for requirements of the machine device 11.

In an embodiment, the node 11; 12₁, 12₂; 14; 30 is operative to repeat the acquiring 41, and operative to determine based thereon if a reselection of capillary network gateway 12₁, 12₂ is to be performed.

5 In an embodiment, the node 11; 12₁, 12₂; 14; 30 is operative to instruct the machine device 11 to connect to the selected capillary network gateway 12₁, 12₂.

In a variation of the above embodiment, the node 11; 12₁, 12₂; 14; 30 is operative to instruct by sending a message to the machine device 11.

10 In variations of the above two embodiments, the node 11; 12₁, 12₂; 14; 30 is operative to instruct by providing a listing of the selected capillary network gateway 12₁, 12₂ and further capillary network gateways 12₁, 12₂ of the two or more capillary network gateways 12₁, 12₂, the listing providing a prioritized order instructing the machine device 11 to connect to one of the capillary network gateway 12₁, 12₂ in the prioritized order.

In an embodiment, the node 11; 12₁, 12₂; 14; 30 is a capillary network gateway 12₁.

15 In a variation of the above embodiment, the node 11; 12₁, 12₂; 14; 30 is operative to acquire by receiving a bearer service parameter from at least one other capillary network gateway 12₂ of the capillary network 10 and obtaining a bearer service parameter for itself, and operative to select the capillary network gateway 12₁, 12₂ having a bearer service parameter meeting the requirements of an application
20 configured in the machine device 11.

In an embodiment, the node 11; 12₁, 12₂; 14; 30 is a network node 14, 30 of the wireless network 15.

In a variation of the above embodiment, the node 11; 12₁, 12₂; 14; 30 is operative to acquire by obtaining, in the network node 14, 30, a respective bearer service
25 parameter for the two or more capillary network gateways 12₁, 12₂.

In variations of the above embodiment, the node 11; 12₁, 12₂; 14; 30 is operative to obtain by:

receiving, from each of the two or more capillary network gateways 12₁, 12₂ a respective bearer service parameter, or

using information about the respective bearer service parameter available in the network node 13, 14, 16, or

receiving, from one or more other network nodes 13, 14, 16 of the wireless network 15, a respective bearer service parameter for the two or more capillary network gateways

5 12₁, 12₂.

In an embodiment, the node 11; 12₁, 12₂; 14; 30 is a machine device 11.

In a variation of the above embodiment, the node 11 is operative to acquire by receiving a respective bearer service parameter from the two or more capillary network gateways 12₁, 12₂.

10 In an embodiment, the node 11; 12₁, 12₂; 14; 30 is operative to select further based on one or more of: channel quality and/or required transmission power of a channel between the machine device 11 and the two or more capillary network gateways 12₁, 12₂, energy status of the machine device 11, location of the two or more capillary network gateways 12₁, 12₂, radio technology used by the respective capillary network gateway 12₁, 12₂ in communication with the machine device 11.

In an embodiment, the bearer service parameter comprises one or more of: quality of service associated with an evolved packet system bearer, data rate, a parameter related to packet loss probability, packet delay variation, cost related to the bearer service, cost in each of the two or more capillary network gateways (12₁, 12₂) of providing a bearer service having a specified quality of service.

20 The present disclosure further provides a computer program 52 for a node 11; 12₁, 12₂; 14; 30 for selecting a capillary network gateway 12₁, 12₂ for a machine device 11 of a capillary network 10. The computer program 52 comprises computer program code, which, when run on the node 11; 12₁, 12₂; 14; 30 causes the node 11; 12₁, 12₂; 14; 30 to:

25 - establish a respective bearer service parameter for two or more capillary network gateways 12₁, 12₂ of the capillary network 10, each capillary network gateway 12₁, 12₂ being capable of data exchange between the machine device 11 and the wireless network 15 the bearer service providing a backhaul connection in the wireless network 15, and

- select, for the machine device 11, the capillary network gateway 12₁, 12₂ based on the bearer service parameters.

The present disclosure further encompasses the earlier mentioned computer program product 51 comprising the computer program 52 as above, and a computer readable means on which the computer program 52 is stored.

The computer program product 51, or the memory, thus comprises instructions executable by the processor. Such instructions may be comprised in a computer program, or in one or more software modules or function modules.

An example of an implementation using function modules and/or software modules is illustrated in figure 7, in particular illustrating a node comprising such means for implementing embodiments of the described method. Figure 7 thus illustrates a node for selecting a capillary network gateway 12₁, 12₂ for a machine device 11 of a capillary network 10. The node 11; 12₁, 12₂; 14; 30 comprises: first means 61 for acquiring a respective bearer service parameter for two or more capillary network gateways 12₁, 12₂ of the capillary network 10, each capillary network gateway 12₁, 12₂ being capable of data exchange between the machine device 11 and the wireless network 15, and the bearer service providing a backhaul connection in the wireless network 15. The node 11; 12₁, 12₂; 14; 30 comprises second means 62 for selecting, for the machine device 11, the capillary network gateway 12₁, 12₂ based on the bearer service parameters.

The first and second means 61, 62, e.g. functional modules, can be implemented using software instructions such as computer program executing in a processor and/or using hardware, such as application specific integrated circuits, field programmable gate arrays, discrete logical components etc.

The node 11; 12₁, 12₂; 14; 30 may comprise still further such means for implementing any of the embodiments of the method as has been described. For example, third means 63 may be provided for selecting by further basing the selection on information relating to the machine device 11. Such information relating to the machine device 11 may comprise requirements of an application configured in the machine device 11, and the node 11; 12₁, 12₂; 14; 30 may comprise means for selecting the capillary network gateway 12₁, 12₂ having a bearer service parameter appropriate for the requirements of the application.

Modifications of the disclosed embodiments and other embodiments will come to mind to one skilled in the art having the benefit of the teachings presented in the foregoing descriptions and the associated drawings. Therefore, it is to be understood
5 that the disclosure(s) is/are not to be limited to the specific embodiments disclosed and that modifications and other embodiments are intended to be included within the scope of this disclosure. Although specific terms may be employed herein, they are used in a generic and descriptive sense only and not for purposes of limitation.

Claims

1. A method (40) for selecting a capillary network gateway (12₁, 12₂) for a machine device (11) of a capillary network (10), the method (40) comprising:

- acquiring (41) a respective bearer service parameter for two or more capillary network gateways (12₁, 12₂) of the capillary network (10), each capillary network gateway (12₁, 12₂) being capable of data exchange between the machine device (11) and a wireless network (15), and wherein the bearer service provides a backhaul connection in the wireless network (15), and

- selecting (42), for the machine device (11), a capillary network gateway (12₁, 12₂) based on the bearer service parameters.

2. The method (40) as claimed in claim 1, wherein the selecting (42) is further based on information relating to the machine device (11).

3. The method (40) as claimed in claim 2, wherein the information relating to the machine device (11) comprises requirements of an application configured in the machine device (11), and wherein the selecting (42) comprises selecting the capillary network gateway (12₁, 12₂) having a bearer service parameter appropriate for the requirements of the application.

4. The method (40) as claimed in claim 3, comprising deriving information about the application when run by the machine device (11) by parsing an incoming or outgoing machine device (11) message.

5. The method (40) as claimed in claim 1, wherein the selecting (42) comprises selecting the capillary network gateway (12₁, 12₂) such that the bearer service parameter thereof is appropriate for requirements of the machine device (11).

6. The method (40) as claimed in any of the preceding claims, comprising repeating the acquiring (41), and determining based thereon if a reselection of capillary network gateway (12₁, 12₂) is to be performed.

7. The method (40) as claimed in any of the preceding claims, comprising instructing the machine device (11) to connect to the selected capillary network gateway (12₁, 12₂).

8. The method (40) as claimed in claim 7, wherein the instructing comprises sending a message to the machine device (11).

9. The method (40) as claimed in any of claim 7 or 8, wherein the instructing comprises providing a listing of the selected capillary network gateway (12₁, 12₂) and further capillary network gateways (12₁, 12₂) of the two or more capillary network gateways (12₁, 12₂), the listing providing a prioritized order instructing the machine device (11) to connect to one of the capillary network gateway (12₁, 12₂) in the prioritized order.

10. The method (40) as claimed in any of claims 1-9, wherein the method (40) is performed in a capillary network gateway (12₁).

11. The method (40) as claimed in claim 10, wherein the acquiring (41) comprises receiving a bearer service parameter from at least one other capillary network gateway (12₂) of the capillary network (10) and obtaining a bearer service parameter for the capillary network gateway (12₁) in which the method (40) is performed, and wherein the selecting (42) comprises selecting the capillary network gateway (12₁, 12₂) having a bearer service parameter meeting the requirements of an application configured in the machine device (11).

12. The method (40) as claimed in any of claims 1-9, wherein the method (40) is performed in a network node (13, 14, 16) of the wireless network (15).

13. The method (40) as claimed in claim 11, wherein the acquiring (41) comprises obtaining, in the network node (13, 14, 16), a respective bearer service parameter for the two or more capillary network gateways (12₁, 12₂).

14. The method (40) as claimed in claim 13, wherein the obtaining comprises:

receiving, from each of the two or more capillary network gateways (12₁, 12₂) a respective bearer service parameter, or

using information about the respective bearer service parameter available in the network node (13, 14, 16), or

receiving, from one or more other network nodes (13, 14, 16) of the wireless network (15), a respective bearer service parameter for the two or more capillary network gateways (12₁, 12₂).

15. The method (40) as claimed in any of the claims 1-6, wherein the method is
5 performed in the machine device (11).

16. The method (40) as claimed in claim 15, wherein the acquiring (41) comprises receiving a respective bearer service parameter from the two or more capillary network gateways (12₁, 12₂).

17. The method (40) as claimed in any of the preceding claims, wherein the selecting
10 is further based on one or more of: channel quality and/or required transmission power of a channel between the machine device (11) and the two or more capillary network gateways (12₁, 12₂), energy status of the machine device (11), location of the two or more capillary network gateways (12₁, 12₂), radio technology used by the respective capillary network gateway (12₁, 12₂) in communication with the machine
15 device (11).

18. The method (40) as claimed in any of the preceding claims, wherein the bearer service parameter comprises one or more of: quality of service associated with an evolved packet system bearer, data rate, a parameter related to packet loss probability, packet delay variation, cost related to the bearer service, cost in each of
20 the two or more capillary network gateways (12₁, 12₂) of providing a bearer service having a specified quality of service.

19. A node (11; 12₁, 12₂; 14; 30) for selecting a capillary network gateway (12₁, 12₂) for a machine device (11) of a capillary network (10), the node (11; 12₁, 12₂; 14; 30) comprising a processor (50) and memory (51), the memory (51) containing
25 instructions executable by the processor (50), whereby the node (11; 12₁, 12₂; 14; 30) is operative to:

- acquire a respective bearer service parameter for two or more capillary network gateways (12₁, 12₂) of the capillary network (10), each capillary network gateway (12₁, 12₂) being capable of data exchange between the machine device (11) and a wireless
30 network (15), and wherein the bearer service provides a backhaul connection in the wireless network (15), and

- select, for the machine device (11), a capillary network gateway (12₁, 12₂) based on the bearer service parameters.

20. The node (11; 12₁, 12₂; 14; 30) as claimed in claim 19, operative to select by further basing the selection on information relating to the machine device (11).

5 21. The node (11; 12₁, 12₂; 14; 30) as claimed in claim 20, wherein the information relating to the machine device (11) comprises requirements of an application configured in the machine device (11), and wherein the node (11; 12₁, 12₂; 14; 30) is operative to select the capillary network gateway (12₁, 12₂) having a bearer service parameter appropriate for the requirements of the application.

10 22. The node (11; 12₁, 12₂; 14; 30) as claimed in claim 21, operative to derive information about the application when run by the machine device (11) by parsing an incoming or outgoing machine device (11) message.

23. The node (11; 12₁, 12₂; 14; 30) as claimed in claim 19, operative to select the capillary network gateway (12₁, 12₂) such that the bearer service parameter thereof is
15 appropriate for requirements of the machine device (11).

24. The node (11; 12₁, 12₂; 14; 30) as claimed in any of claims 19-23, operative to repeat the acquiring (41), and operative to determine based thereon if a reselection of capillary network gateway (12₁, 12₂) is to be performed.

25. The node (11; 12₁, 12₂; 14; 30) as claimed in any of claims 19-24, operative to
20 instruct the machine device (11) to connect to the selected capillary network gateway (12₁, 12₂).

26. The node (11; 12₁, 12₂; 14; 30) as claimed in claim 25, operative to instruct by sending a message to the machine device (11).

27. The node (11; 12₁, 12₂; 14; 30) as claimed in any of claim 25 or 26, operative to
25 instruct by providing a listing of the selected capillary network gateway (12₁, 12₂) and further capillary network gateways (12₁, 12₂) of the two or more capillary network gateways (12₁, 12₂), the listing providing a prioritized order instructing the machine device (11) to connect to one of the capillary network gateway (12₁, 12₂) in the prioritized order.

28. The node (11; 12₁, 12₂; 14; 30) as claimed in any of claims 19-27, comprising a capillary network gateway (12₁).

29. The node (11; 12₁, 12₂; 14; 30) as claimed in claim 28, operative to acquire by receiving a bearer service parameter from at least one other capillary network gateway (12₂) of the capillary network (10) and obtaining a bearer service parameter for itself, and operative to select the capillary network gateway (12₁, 12₂) having a bearer service parameter meeting the requirements of an application configured in the machine device (11).

30. The node (11; 12₁, 12₂; 14; 30) as claimed in any of claims 1-27, comprising a network node (14, 30) of the wireless network (15).

31. The node (11; 12₁, 12₂; 14; 30) as claimed in claim 30, operative to acquire by obtaining, in the network node (14, 30), a respective bearer service parameter for the two or more capillary network gateways (12₁, 12₂).

32. The node (11; 12₁, 12₂; 14; 30) as claimed in claim 31, operative to obtain by:
receiving, from each of the two or more capillary network gateways (12₁, 12₂) a respective bearer service parameter, or

using information about the respective bearer service parameter available in the network node (13, 14, 16), or

receiving, from one or more other network nodes (13, 14, 16) of the wireless network (15), a respective bearer service parameter for the two or more capillary network gateways (12₁, 12₂).

33. The node (11; 12₁, 12₂; 14; 30) as claimed in any of the claims 1-24, comprising a machine device (11).

34. The node (11; 12₁, 12₂; 14; 30) as claimed in claim 33, operative to acquire by receiving a respective bearer service parameter from the two or more capillary network gateways (12₁, 12₂).

35. The node (11; 12₁, 12₂; 14; 30) as claimed in any of claims 19-34, operative to select further based on one or more of: channel quality and/or required transmission power

of a channel between the machine device (11) and the two or more capillary network gateways (12₁, 12₂), energy status of the machine device (11), location of the two or more capillary network gateways (12₁, 12₂), radio technology used by the respective capillary network gateway (12₁, 12₂) in communication with the machine device (11).

5 36. The node (11; 12₁, 12₂; 14; 30) as claimed in any of claims 19-35, wherein the bearer service parameter comprises one or more of: quality of service associated with an evolved packet system bearer, data rate, a parameter related to packet loss probability, packet delay variation, cost related to the bearer service, cost in each of
10 the two or more capillary network gateways (12₁, 12₂) of providing a bearer service having a specified quality of service.

37. A computer program (52) for a node (11; 12₁, 12₂; 14; 30) for selecting a capillary network gateway (12₁, 12₂) for a machine device (11) of a capillary network (10), the computer program (52) comprising computer program code, which, when run on the node (11; 12₁, 12₂; 14; 30) causes the node (11; 12₁, 12₂; 14; 30) to:

- 15 - establish a respective bearer service parameter for two or more capillary network gateways (12₁, 12₂) of the capillary network (10), each capillary network gateway (12₁, 12₂) being capable of data exchange between the machine device (11) and the wireless network (15) the bearer service providing a backhaul connection in the wireless network (15), and
- 20 - select, for the machine device (11), the capillary network gateway (12₁, 12₂) based on the bearer service parameters.

38. A computer program product (51) comprising a computer program (52) as claimed in claim 37, and a computer readable means on which the computer program (52) is stored.

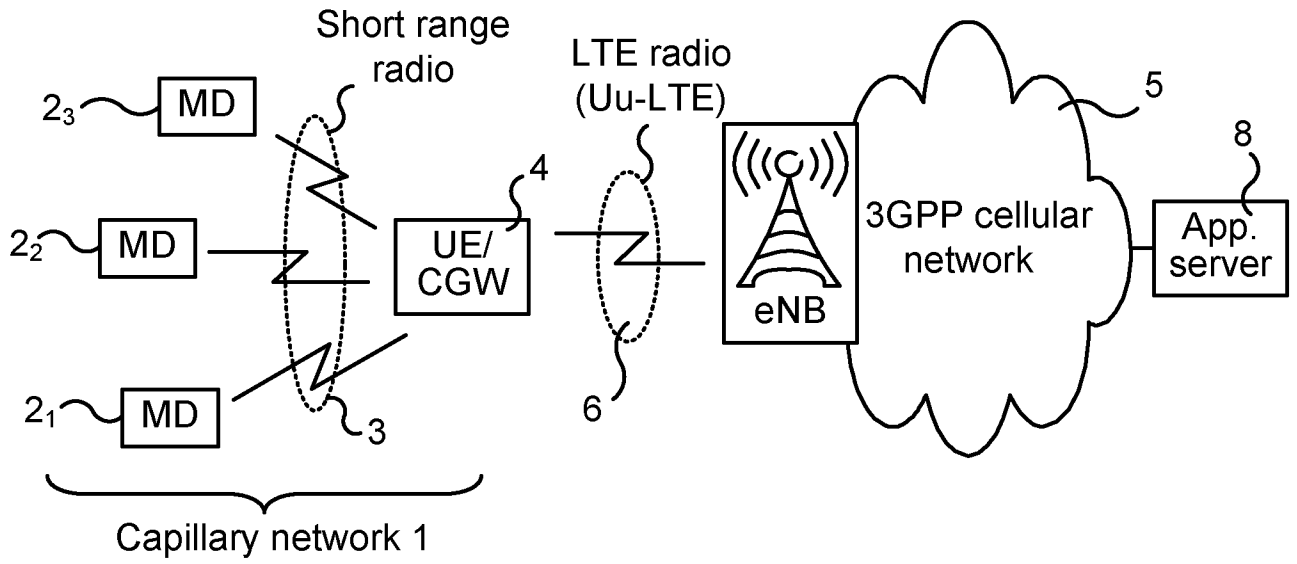


Fig. 1

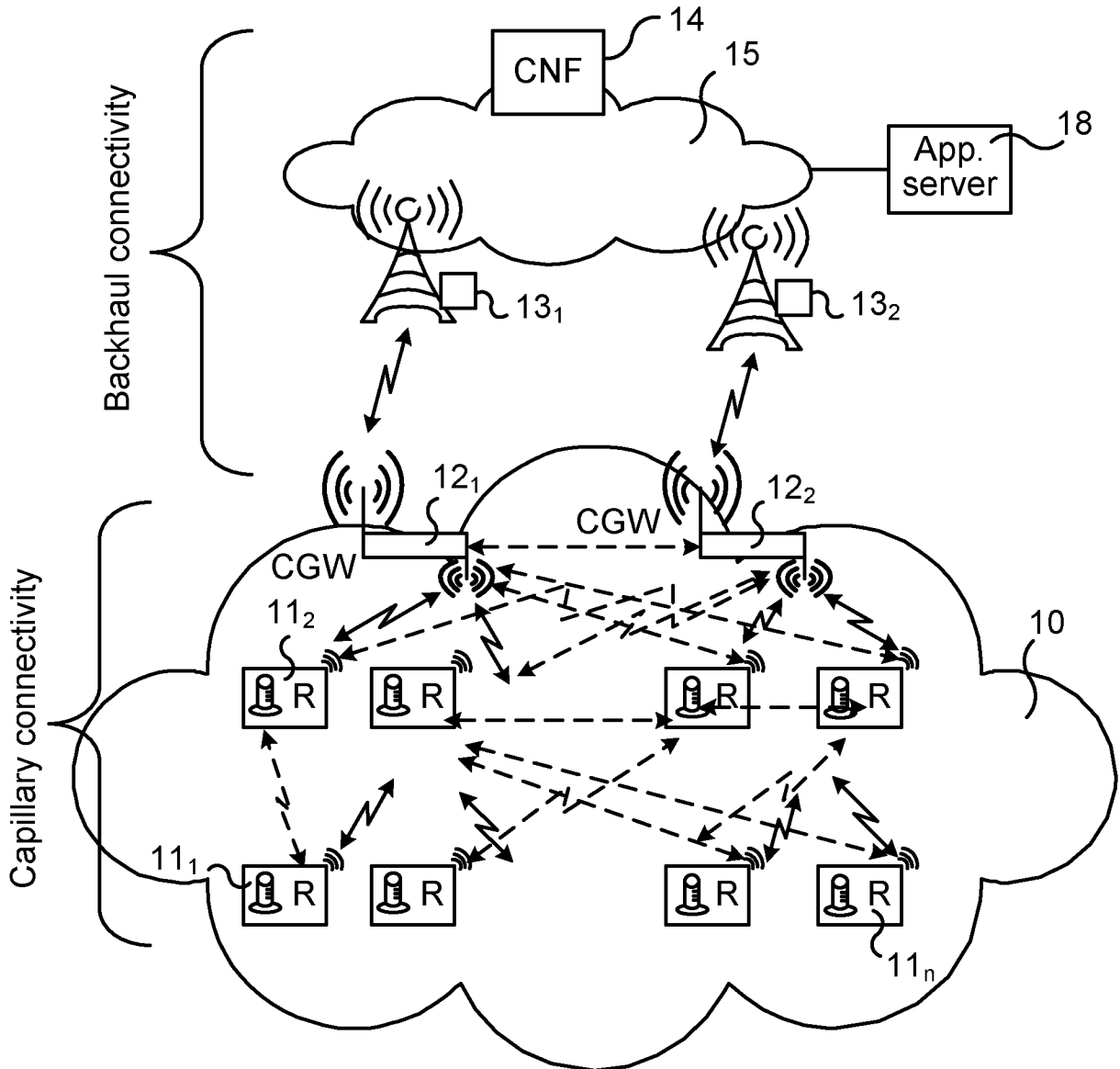


Fig. 2

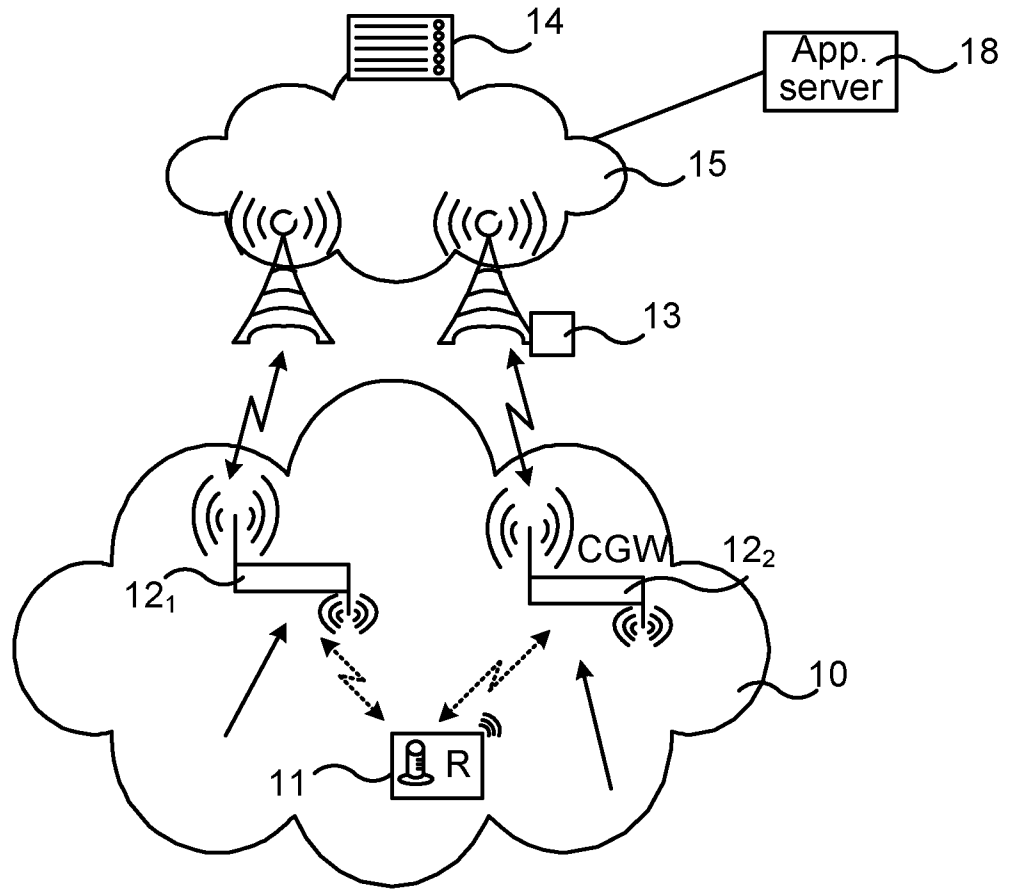


Fig. 3

4/4

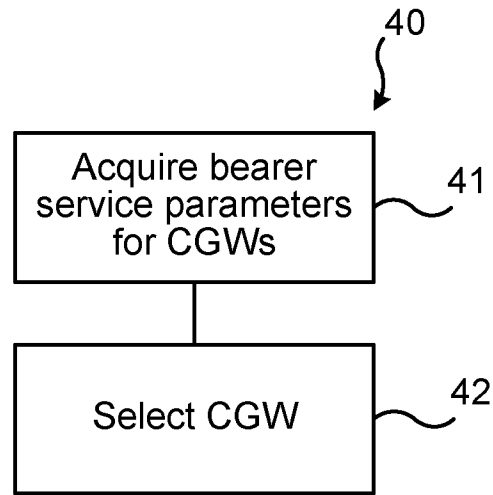


Fig. 5

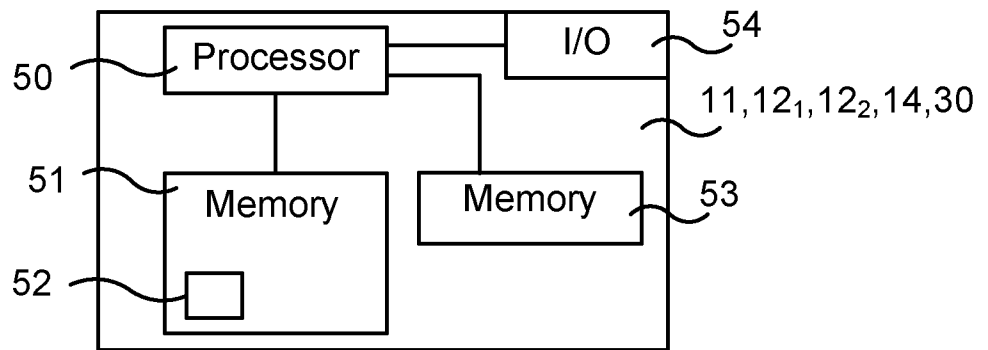


Fig. 6

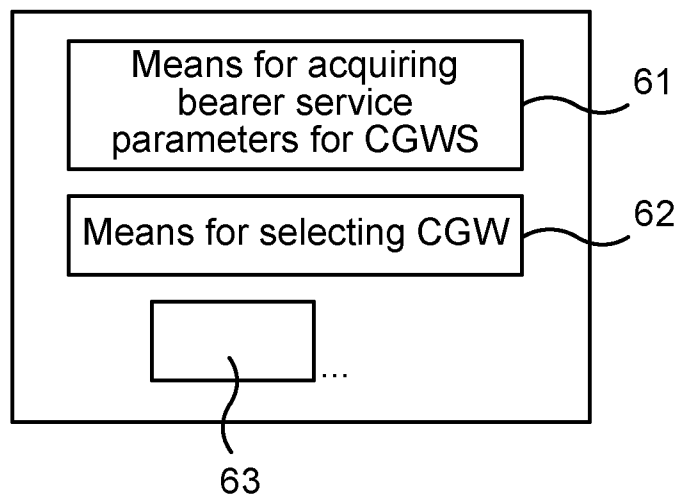


Fig. 7

INTERNATIONAL SEARCH REPORT

International application No PCT/SE2014/050215

A. CLASSIFICATION OF SUBJECT MATTER INV. H04W48/18 ADD.		
According to International Patent Classification (IPC) or to both national classification and IPC		
B. FIELDS SEARCHED Minimum documentation searched (classification system followed by classification symbols) H04W		
Documentation searched other than minimum documentation to the extent that such documents are included in the fields searched		
Electronic data base consulted during the international search (name of data base and, where practicable, search terms used) EPO-Internal		
C. DOCUMENTS CONSIDERED TO BE RELEVANT		
Category*	Citation of document, with indication, where appropriate, of the relevant passages	Relevant to claim No.
X	EP 2 306 766 A1 (RESEARCH IN MOTION LTD [CA]) 6 April 2011 (2011-04-06)	1,5-16, 18,19, 23-34, 36-38
Y	page 3, paragraph 44 - page 4, paragraph 56; figures 1-3 page 7, paragraph 73 - page 7, paragraph 77 page 10, paragraph 97 - page 11, paragraph 101 page 12, paragraph 112 page 13, paragraph 121 claims 1,2,3 <div style="text-align: center; margin-top: 10px;"> ----- -/-- </div>	2-4,17, 20-22,35
<input checked="" type="checkbox"/> Further documents are listed in the continuation of Box C. <input checked="" type="checkbox"/> See patent family annex.		
* Special categories of cited documents :		
"A" document defining the general state of the art which is not considered to be of particular relevance "E" earlier application or patent but published on or after the international filing date "L" document which may throw doubts on priority claim(s) or which is cited to establish the publication date of another citation or other special reason (as specified) "O" document referring to an oral disclosure, use, exhibition or other means "P" document published prior to the international filing date but later than the priority date claimed	"T" later document published after the international filing date or priority date and not in conflict with the application but cited to understand the principle or theory underlying the invention "X" document of particular relevance; the claimed invention cannot be considered novel or cannot be considered to involve an inventive step when the document is taken alone "Y" document of particular relevance; the claimed invention cannot be considered to involve an inventive step when the document is combined with one or more other such documents, such combination being obvious to a person skilled in the art "&" document member of the same patent family	
Date of the actual completion of the international search	Date of mailing of the international search report	
22 January 2015	05/02/2015	
Name and mailing address of the ISA/ European Patent Office, P.B. 5818 Patentlaan 2 NL - 2280 HV Rijswijk Tel. (+31-70) 340-2040, Fax: (+31-70) 340-3016	Authorized officer Bocking, Philip	

INTERNATIONAL SEARCH REPORT

International application No

PCT/SE2014/050215

C(Continuation). DOCUMENTS CONSIDERED TO BE RELEVANT

Category*	Citation of document, with indication, where appropriate, of the relevant passages	Relevant to claim No.
X	WO 2013/157577 A1 (SHARP KK [JP]) 24 October 2013 (2013-10-24)	1,5-16, 18,19, 23-34, 36-38
Y	page 1, paragraph 1 - page 4, paragraph 14 page 33, paragraph 90 - page 36, paragraph 95; figures 6,7	2-4,17, 20-22,35
A	<p align="center">-----</p> "Machine-to-Machine communications (M2M); Functional architecture", 17 December 2010 (2010-12-17), ETSI DRAFT; TS 102690 V 0-9-6 CLEAN, EUROPEAN TELECOMMUNICATIONS STANDARDS INSTITUTE (ETSI), 650, ROUTE DES LUCIOLES ; F-06921 SOPHIA-ANTIPOLIS ; FRANCE, PAGE(S) 1 - 191, XP014062871, [retrieved on 2010-12-17] the whole document <p align="center">-----</p>	1-38

INTERNATIONAL SEARCH REPORT

Information on patent family members

International application No

PCT/SE2014/050215

Patent document cited in search report	Publication date	Patent family member(s)	Publication date	
EP 2306766	A1	06-04-2011	AU 2010226930 A1	21-04-2011
			BR PI1010412 A2	30-10-2012
			CA 2716297 A1	02-04-2011
			CN 102036285 A	27-04-2011
			EP 2306766 A1	06-04-2011
			JP 5042348 B2	03-10-2012
			JP 2011082979 A	21-04-2011
			KR 20110036692 A	08-04-2011
			SG 169969 A1	29-04-2011
			TW 201141262 A	16-11-2011
			US 2011081903 A1	07-04-2011
WO 2013157577	A1	24-10-2013	JP 2013223232 A	28-10-2013
			WO 2013157577 A1	24-10-2013