

**(12) PATENT**  
**(19) AUSTRALIAN PATENT OFFICE**

**(11) Application No. AU 199746163 B2**  
**(10) Patent No. 721675**

(54) Title  
**An ostomy appliance**

(51)<sup>7</sup> International Patent Classification(s)  
**E01D 019/00 E04B 001/19**  
**E04B 001/08 H01Q 001/12**

(21) Application No: **199746163**

(22) Application Date: **1997.10.22**

(87) WIPO No: **WO98/17212**

(30) Priority Data

(31) Number	(32) Date	(33) Country
<b>1166/96</b>	<b>1996.10.22</b>	<b>DK</b>
<b>488/97</b>	<b>1997.04.30</b>	<b>DK</b>
<b>598/97</b>	<b>1997.05.26</b>	<b>DK</b>
<b>636/97</b>	<b>1997.05.30</b>	<b>DK</b>

(43) Publication Date : **1998.05.15**

(43) Publication Journal Date : **1998.07.09**

(44) Accepted Journal Date : **2000.07.13**

(71) Applicant(s)  
**Coloplast A/S**

(72) Inventor(s)  
**Inger Mann Nielsen; Eskil Hoejland Olsen; Laila Busk Gothjaelsen; Danuta Ciok; Carsten Sletten; Anders Christian Nielsen**

(74) Agent/Attorney  
**F B RICE and CO,605 Darling Street,BALMAIN NSW 2041**



(51) International Patent Classification <sup>6</sup> : <b>A61F 5/443</b>	<b>A1</b>	(11) International Publication Number: <b>WO 98/17212</b> (43) International Publication Date: 30 April 1998 (30.04.98)
--	-----------	--

(21) International Application Number: PCT/DK97/00464

(22) International Filing Date: 22 October 1997 (22.10.97)

(30) Priority Data:

1166/96	22 October 1996 (22.10.96)	DK
0488/97	30 April 1997 (30.04.97)	DK
0598/97	26 May 1997 (26.05.97)	DK
0636/97	30 May 1997 (30.05.97)	DK

(71) Applicant (for all designated States except US): COLOPLAST A/S [DK/DK]; Høltedam 1, DK-3050 Humlebaek (DK).

(72) Inventors; and

(75) Inventors/Applicants (for US only): NIELSEN, Inger, Mann [DK/DK]; Vagtelvej 78, DK-2000 Frederiksberg (DK). OLSEN, Eskil, Højland [DK/DK]; Hvidovrevej 51, DK-2930 Klampenborg (DK). GOTHJAELPSEN, Laila, Busk [DK/DK]; Engkaer 13, DK-2630 Hvidovre (DK). CIOK, Danuta [PL/DK]; Violens Kvarter 8, DK-2990 Nivaa (DK). SLETTEN, Carsten [DK/DK]; Dronningens Tværgade 27, 1.2, DK-1302 København K (DK). NIELSEN, Anders, Christian [DK/DK]; Bregnerødsgade 15, 4. th., DK-2200 København N (DK).

(74) Common Representative: COLOPLAST A/S; Patent Dept., Att: Kim Nilausen, Høltedam 1, DK-3050 Humlebaek (DK).

(81) Designated States: AL, AM, AT, AU, AZ, BA, BB, BG, BR, BY, CA, CH, CN, CU, CZ, DE, DK, EE, ES, FI, GB, GE, GH, HU, ID, IL, IS, JP, KE, KG, KP, KR, KZ, LC, LK, LR, LS, LT, LU, LV, MD, MG, MK, MN, MW, MX, NO, NZ, PL, PT, RO, RU, SD, SE, SG, SI, SK, SL, TJ, TM, TR, TT, UA, UG, US, UZ, VN, YU, ZW, ARIPO patent (GH, KE, LS, MW, SD, SZ, UG, ZW), Eurasian patent (AM, AZ, BY, KG, KZ, MD, RU, TJ, TM), European patent (AT, BE, CH, DE, DK, ES, FI, FR, GB, GR, IE, IT, LU, MC, NL, PT, SE), OAPI patent (BF, BJ, CF, CG, CI, CM, GA, GN, ML, MR, NE, SN, TD, TG).

**Published**

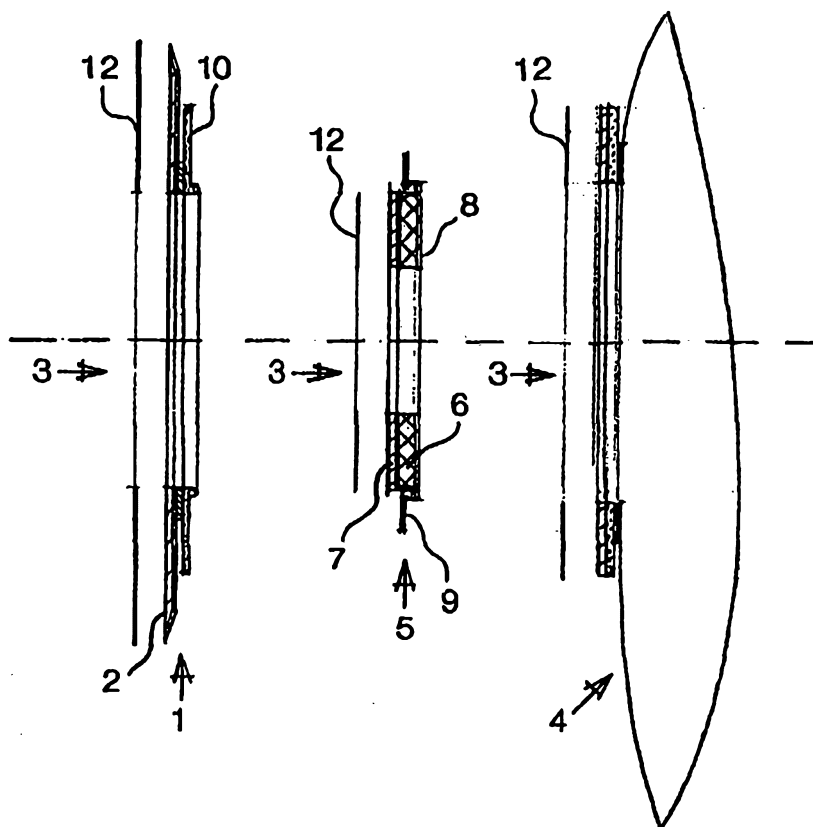
*With international search report.*

*Before the expiration of the time limit for amending the claims and to be republished in the event of the receipt of amendments.*

(54) Title: AN OSTOMY APPLIANCE

(57) Abstract

The invention relates to an ostomy appliance comprising a body side member comprising an adhesive wafer or pad for securing the appliance to the user's skin, said wafer or pad having a hole for receiving a stoma, and an optionally separately exchangeable receiving member or bag secured to the body side ostomy member for receiving secretions from the ostomy, said ostomy appliance further comprising a separate sealing member disposed in the hole of the wafer or pad surrounding the stoma, said sealing member being of a hypo-allergenic adhesive and being in the form of a mouldable mass or a ring.



**TITLE**

An Ostomy Appliance

**FIELD OF THE INVENTION**

The present invention relates to an ostomy appliance, a method for the use of the body  
5 member and a body side ostomy member.

**BACKGROUND OF THE INVENTION**

In connection with surgery for a number of diseases in the gastro-intestinal tract a consequence is, in many cases, that the colon, the ileum or the urethra has been exposed surgically and the patient is left with an abdominal stoma and the effluents or waste  
10 products of the body, which are conveyed through these organs, are discharged through the artificial orifice or opening and are collected in a collection bag, which is usually adhered to the skin by means of an adhesive wafer or plate having an inlet opening for accommodating the stoma. Also in connection with a fistula, the patient will have to rely on an appliance to collect the bodily material emerging from such opening.

15 Ostomy appliances are well known. Such appliances may be two-piece or one-piece appliances. In both types of appliances, a body side member is attached to the wearer's abdomen, and optionally a receiving member or bag is attached to the body side ostomy member for receiving exudates from the ostomy in case of a two-piece appliance.

When using one-piece appliances, the whole appliance, including the adhesive wafer or  
20 pad securing the appliance to the skin is removed and replaced by a fresh appliance.

When using two-piece appliances, the body side ostomy member is let in place for several days, and only the receiving member or bag is replaced.

The service time of the body side ostomy member depends on the amount and aggressiveness of the exudates and of the tightness between the ostomy and the body side  
25 ostomy member.

In the known appliances it is necessary to change the body side member of two-piece appliance when the centre part of the adhesive wafer or pad has been sufficiently deteriorated to allow access of the aggressive exudates to the skin surrounding the stoma, irrespective of the fact that the wafer as such has a much longer wearing time. The access of aggressive exudates to the skin is causing skin problems.

Skin problems are common for persons having a stoma. Generally, about 40 % have skin problems (Pearl et al. 1985 "Early local complications from intestinal stomas", Arch. Surg. 120; 1145-1147.) and the frequency is especially high for persons having an urostomy or ileostomy. About 80 % of the persons having an ileostomy have skin problems (Hellman, J.D., Lago, C.P. 1990 "Dermatologic complications in colostomy and ileostomy patients", International Journal of Dermatology, 29 (2); 129-133.). The skin problems are mostly pronounced in a circular area about the stoma ( $\frac{1}{2}$  inch from the stoma) (Hellman and Lago 1990).

Frequent changing of the body side member of a two-piece appliance or the frequent exchange of a one-piece appliance is undesirable due to the irritation of the skin and the quality of life may be improved and the nuisance of the wearing of an ostomy appliance reduced if the intervals between exchanging of body side member can be increased.

It is known to place a ring on the skin before applying the body side member or to make a filling between the edge of the stoma and the shaped whole of the ostomy appliance in order to form a seal between the stoma and the ostomy appliance in order to alleviate the problems using a commercially available medical grade adhesive paste. Such pastes are e.g. sold by Bristol-Myers Squibb under the trademark Stomahesive® or by Coloplast under the trade mark Coloplast® Paste.

These pastas, however, do not have a composition which has a sufficiently cohesion ensuring safe removal thereof without leaving residues on the skin and, on the other hand, the pastes often are so sticky that they cannot easily be shaped using the finger without sticking to the finger.

A paste should have a composition which is sufficiently tacky to secure the appliance or skin barrier to the abdomen, a cohesion ensuring safe removal thereof without leaving residues on the skin. On the other hand, the paste must not be so sticky that it cannot easily be shaped by a finger or hand without sticking to the finger or hand. Furthermore, 5 the paste must show a sufficient elasticity in order to be able to follow the movements of the patient without slipping the skin and should also show a great resistance to erosion caused by aggressive exudates from an ostomy.

WO 92/18074 discloses a device in a stoma bandage comprising a sealing ring filled with a fluid to be applied around a stoma, said sealing ring being flexibly adjustable and 10 having a variable diameter by the pressure of said liquid being increased or decreased for adjustment to the stoma of a user in order to seal between the stoma and the bandage. The sealing ring may be made of a material such as latex functioning aseptum through which an injection needle can be inserted in order to supply or remove fluid, respectively.

15 In GB Patent Application No. GB 2 290 974 is disclosed an ostomy appliance wherein a body-side is combined with a mouldable mass of non-hypoallergenic, non-memory putty-like adhesive, particularly based on hydrocolloid or hydrogel.

GB Patent Application No. GB 2 290 974 discloses a body-side ostomy member comprising a ring to which a bag-side coupling ring or a bag can be attached, said ring com- 20 prising a rib and a flange, said flange being mounted on a wafer of medical grade adhesive having a central whole of diameter at least 65 % of the internal diameter of the ring. A mouldable mass of non-hypoallergenic, non-memory putty-like adhesive, particularly based on hydrocolloid or hydrogel, is disposed radially inward of the wafer so that it forms a protective mass surrounding the stoma. The mouldable mass has a 25 thickness of 1.25 - 3 times that of the wafer and a central hole therein of a diameter no more than 1/10 th of the internal diameter of the ring. Both the medical grade adhesive and the mouldable adhesive are adhered to the skin.

European Patent application No. EP 0 686 281 discloses an ostomy appliance comprising a collection pouch and faceplate assembly including a flexible patch having a stoma-receiving opening, a first layer of skinfriendly hydrocolloid-containing adhesive material along one side of said patch about said opening for securing said faceplate assembly to peristomal skin surfaces, and a second layer of relatively soft, easy-deformable and extrudable, adhesive sealant material of a composition that is resistant to being dissolved or disintegrated by stomal fluids and that immediately surrounds said opening; said second layer being displaceable inwardly and axially into said opening for forming a stoma-engaging annular gasket to prevent stomal fluids from contacting the peristomal skin and said first adhesive layer.

The sealing ring disclosed in WO 92/18074 does not provide a safe seal against stomal liquids if not being inflated to relatively high pressures which may cause irritation to the user.

The mouldable mass of non-hypoallergenic, non-memory putty-like adhesive or flexible patch disclosed in GB Patent Application No. GB 2 290 974 and European Patent application No. EP 0 686 281 both are secured to the rim of the hole for receiving the stoma.

The ostomy appliances disclosed in GB Patent Application No. GB 2 290 974 and European Patent application No. EP 0 686 381 both suffers from the drawback that the mouldable sealing material is only foreseen to be changed together with the body side member of the appliance. There is no teaching nor indication that the mouldable sealing material might be exchanged separately without removing the body-side member from the skin. Such separate exchange is not possible either for the embodiments shown in the drawings of these applications.

It has surprisingly been found that it is possible to provide an ostomy appliance having a separate sealing member disposed in the hole of the wafer or pad surrounding the stoma offering a convenient and comfortable solution to the above problems.



None of the above mentioned patents describes the use of a separate sealing member which may be exchanged or substituted separately. Two different types of adhesives can be used for the sealing member - both being adaptable to the stoma without the use of tools.

5

1. Mouldable adhesives which can be adapted to the stoma by displacement, either inwardly or outwardly, of the adhesive mass.

2. Flexible adhesives which can be adapted to the stoma due to the flexibility and compliance whereby it forms a protective layer on the peristomal skin surrounding the stoma.

3. Medical grade adhesives known per se but being supplied as a disc having an outer diameter corresponding to the hole in a body side ostomy member and being supplied with a pre-formed hole or for custom-adaptation or fit using a tool and/or a template for use as a sealing member.

This idea according to the invention differs from the above mentioned patents since the central ring in this case can be substituted without substituting the outer adhesive, which carries the bag.

### **Brief Description of the Invention**

In a first aspect, the present invention provides an ostomy appliance comprising a body side member comprising an adhesive wafer for securing the appliance to the user's skin, said wafer having a hole for receiving a stoma, said ostomy appliance further comprising a separate sealing member disposed in the hole of the wafer surrounding the stoma, said sealing member being of a hypo-allergenic adhesive, said sealing member being in the form of a mouldable mass or a ring, characterised in that the sealing member is in the form of a ring which has a flange stretching from the outer rim thereof and that the sealing member may be substituted separately.

In a second aspect, the present invention provides an ostomy sealing member in the form of a mouldable mass or ring which shows an adhesiveness to adhere to the skin and seal around an ostomy and between



the ostomy and an ostomy appliance adapted to receive secretions from the ostomy and which shows a sufficient cohesion to be removed in one piece, independently of removal of the ostomy appliance, without leaving remaining adhesive on the skin or the ostomy appliance, characterised in that  
5 the sealing member is in the form of a ring which has a flange stretching from the outer rim thereof.

In a third aspect, the present invention provides a mouldable mass or ring of a hypo-allergenic, substantially non-memory putty-like adhesive when used as a separate sealing member to be disposed in a hole of a wafer of a  
10 body side member of an ostomy appliance for securing the ostomy appliance to the user's skin, said hole receiving a stoma, and said appliance optionally comprising a separately exchangeable receiving member or bag secured to the body side ostomy member for receiving secretions from the ostomy.

In a fourth aspect, the present invention provides a flexible and  
15 compliant hypo-allergenic adhesive when used as a separate sealing member to be disposed in a hole of a wafer of a body side member of an ostomy appliance for securing the ostomy appliance to the user's skin, said hole receiving a stoma, and said appliance optionally comprising a separately exchangeable receiving member or bag secured to the body side ostomy  
20 member for receiving secretions from the ostomy.

In one embodiment, the present invention relates to an ostomy sealing member in the form of a flexible medical grade adhesive which can be adapted to the stoma as a consequence of the flexibility and compliance of the adhesive.

25 In a further embodiment, the present invention relates to an ostomy sealing member in the form of a medical grade adhesive in the form of a disc having an outer diameter corresponding to the hole in a body side ostomy member and being supplied with a pre-formed hole or for custom adaptation or fit using a tool and/or a template.

30 In still a further embodiment, the present invention relates to the use of a mouldable mass of a hypo-allergenic, substantially non-memory putty-





like adhesive as a separate sealing member to be disposed in a hole of a wafer or pad of a body side member of an ostomy appliance for securing the ostomy appliance to the user's skin, said hole receiving a stoma, and said appliance optionally comprising a separately exchangeable receiving member or bag  
 5 secured to the body side ostomy member for receiving secretions from the ostomy.

In another embodiment, the invention relates to the use of a medical grade adhesive in the form of a disc having an outer diameter corresponding to the hole in a body side ostomy member and being supplied with a pre-  
 10 formed hole or for custom-adaptation or fit using a tool and/or a template as a separate sealing member to be disposed in a hole of a wafer or pad of a body side member of an ostomy appliance for securing the ostomy appliance to the user's skin, said hole receiving a stoma, and said appliance optionally comprising a separately exchangeable receiving member or bag secured to  
 15 the body side ostomy member for receiving secretions from the ostomy.

In a further embodiment, the invention relates to the use of a flexible medical grade adhesive as a separate sealing member to be disposed in a hole of a wafer or pad of a body side member of an ostomy appliance for securing the ostomy appliance to the user's skin, said hole receiving a stoma, and said  
 20 appliance optionally comprising a separately exchangeable receiving member or bag secured to the body side ostomy member for receiving secretions from the ostomy.

In a still further embodiment, the invention relates to a method of applying an ostomy appliance body side member comprising an adhesive  
 25 wafer or pad for securing the appliance to the user's skin, said wafer or pad having a hole for receiving a stoma and a sealing member for sealing around the stoma disposed in said hole, said sealing member having a hole for receiving the stoma wherein the hole in the sealing member is enlarged by everting the inner rim of the hole towards or away from the stoma or by  
 30 displacing the inner rim radially outwardly adapting the size of the hole of the sealing member to the size of the ostomy, aligning the stoma and the hole of the sealing member for accommodating the stoma and placing the sealing member and body side member on the abdomen of the ostomy with the stoma projecting into the hole and moulding the sealing member to seal  
 around the stoma.



The sealing member may be applied to the abdomen together with the body side member or separately. When applying separately, the sealing member may be placed first and the body side member afterwards or, if desired, vice versa, provided that the outer diameter of the sealing member is smaller than the diameter of the hole in the body side member. Thus, a greater degree of freedom in placing the body side member around the stoma is obtained.

Throughout this specification, unless the context requires otherwise, the word "comprise", or variations such as "comprises" or "comprising", will be understood to imply the inclusion of a stated element, integer or step, or group of elements, integers or steps, but not the exclusion of any other element, integer or step, or group of elements, integers or steps.

#### **Brief Description of the Drawings**

The invention is disclosed more in detail with reference to the drawings in which

Fig. 1 shows a sectional exploded view of one embodiment of the invention,

Fig. 2 shows a sectional exploded view of another embodiment of the invention,

Fig. 3 shows a top view of an embodiment of an ostomy sealing member according to the invention in the form of a mouldable adhesive ring,

Fig. 4 shows a cross sectional view of the embodiment of Fig. 3,

Fig. 5 shows an alternative cross sectional view of an ostomy sealing member of the embodiment of Fig. 3,

Fig. 6 shows another alternative cross sectional view of a further embodiment of an ostomy sealing member of the embodiment,




Fig. 7 shows a top view of yet another embodiment of an ostomy sealing member according to the invention in the form of a wrapped up mouldable adhesive ring,  
Fig. 8 shows a cross sectional view of the embodiment of Fig. 7,  
Fig. 9 shows a top view of a further embodiment of an ostomy sealing member according to the invention in the form of an open flexible adhesive ring,  
Fig. 10 shows a cross sectional view of the embodiment of Fig. 9, and  
Fig. 11 shows the parts of an ostomy appliance according to the invention,  
Fig. 12 shows a cross sectional view of a third embodiment of an ostomy appliance according to the invention,  
10 Fig. 13 shows a cross sectional view of another embodiment of a sealing member according to the invention,  
Fig. 14 shows a sectional exploded view of a fourth embodiment of an ostomy appliance of the invention,  
Fig. 15 shows a release liner having an indication of the size of the hole of an ostomy  
15 appliance of the invention for accommodating an ostomy,  
Fig. 16 shows a view from the distal side of the separate sealing member of an ostomy appliance of the invention in which the separate sealing member has been partially everted to increase the size of the hole of an ostomy appliance of the invention for accommodating an ostomy and showing the indication of the size of the hole placed on  
20 the release liner below,  
Fig. 17 shows a cross sectional view of the separate sealing member of Fig. 16, and  
Fig. 18 shows a cross sectional view of an embodiment of an ostomy appliance body side member according to the invention.

## 25 DETAILED DESCRIPTION OF THE DRAWINGS

Reference is made to Fig. 1 which shows sectional view of an embodiment of an ostomy appliance of the invention comprising a body side member 1 comprising an adhesive wafer or pad 2 for securing the appliance to the user's skin (not shown), said wafer or pad having a hole 3 for receiving a stoma, and an optionally separately exchange-  
30 able receiving member or bag 4 which may be secured to the body side ostomy member for receiving secretions from the ostomy said ostomy appliance further comprising a separate sealing member 5 disposed in the hole 3 of the wafer or pad surrounding the

stoma. The separate sealing member 5 may be in the form of a ring 6 made from a mouldable adhesive in the form of a paste of a skin-friendly adhesive being sufficiently tacky to secure the appliance or skin barrier to the abdomen and a cohesion ensuring safe removal thereof without leaving residues on the skin. The sealing member 5 may be composed of one material or may optionally be composed of two or more layers 6,7 one of which being a mouldable backing and may optionally be covered with a protecting layer or film 8. In a preferred embodiment of an appliance of the invention, the separate sealing member may further comprise an adhesive layer 9 stretching out from the sealing member for securing the same to the body side member and the receiving member and provide an extra security against leaks and excludes direct contact between the exudates and the coupling flange 10. Thus, a pollution or contamination of parts of the body side member during service or exchange of receiving member or bag is avoided.

In the embodiment of Fig. 1 is shown a ring or flange 10 having a relatively flat surface adapted for receiving an adhesive flange 11 secured to the receiving member for securing the same to the body side member. All adhesive surfaces may be protected by release liners 12 to be removed before application.

The separate sealing member 5 may preferably be a uniform mouldable mass of a hypoallergenic, substantially non-memory putty-like adhesive or it may comprise further constituents such as a protecting film or a mouldable mesh. In other embodiments of the present invention, the sealing member is a uniform mouldable mass of a hypoallergenic mass having a weak elasticity. Such sealing members will allow for an enlargement of the hole for accommodating the stoma when applying the ostomy appliance and will also provide for a snug automatic sealing against the stoma without ligating the same.

The separate sealing member 5 may be substituted together with the receiving member 4 leaving the body side member 1 on the skin. It is contemplated that the sealing member may be substituted independantly of the receiving member according to the need of the user.

Now referring to Fig. 2 is described another embodiment of an ostomy appliance of the invention comprising a body side member 1 comprising an adhesive wafer or pad 2 for securing the appliance to the user's skin (not shown), said wafer or pad having a hole 3 for receiving a stoma, and an optionally separately exchangeable receiving member or bag 4 secured to the body side ostomy member for receiving secretions from the ostomy said ostomy appliance further comprising a separate sealing member 5 disposed in the hole 3 of the wafer or pad surrounding the stoma. The separate sealing member 5 may be in the form of a ring 6 made from a paste of a skin-friendly adhesive being sufficiently tacky to secure the appliance or skin barrier to the abdomen and a cohesion ensuring safe removal thereof without leaving residues on the skin. The sealing member may be composed of one material or may optionally be composed of two or more layers 6,7 one of which being a mouldable backing and may optionally be covered with a protecting film 8. In one embodiment of an appliance of the invention, the separate sealing member may further comprise a flange 15 stretching out from the sealing member for providing an extra security against leaks and excludes direct contact between the exudates and the coupling ring 13. Thus, a pollution or contamination of parts of the body side member during service or exchange of receiving member or bag is avoided.

In the embodiment of Fig. 2 is shown a coupling ring 13 adapted for receiving a coupling to a corresponding mechanical coupling member 14 known per se secured to the receiving member for securing the same to the body side member and provide security against leaks. All adhesive surfaces may be protected by release liners 12 to be removed before application.

The separate sealing member 5 may preferably be a uniform mouldable mass of a hypoallergenic, substantially non-memory putty-like adhesive or it may comprise further constituents such as a protecting film or a mouldable mesh.

The separate sealing member 5 may be replaced together with the receiving member 4 leaving the body side member 1 on the skin.

In the different embodiments of compositions of the sealing member shown in Figs. 3 - 10, all adhesive surfaces may be protected by release liners to be removed before application.

Reference is made to Figs. 3 and 4. A sealing member in the form of a mouldable adhesive ring **20** has a centrally located opening. The mouldable adhesive ring is applied by placing the opening over the stoma and adjusting it to the stoma by displacing the adhesive mass inwardly by finger pressure whereby it forms a protective mass surrounding the stoma. The mouldable adhesive may also be adjusted to the stoma by displacing the adhesive radially outwardly to adapt the hole to the size and the shape of the stoma before application.

The mouldable ring may be a composite made of 2 different materials laminated together: a mouldable adhesive layer **21** and a mouldable backing **22**. The mouldable adhesive may be composed of a hypo-allergenic, soft, easy-deformable, non-memory putty like adhesive material and is preferably a hydrocolloid based adhesive or a hydrogel. The mouldable backing may e.g. be a Parafilm® or made from a polymer solution which is sprayed on the surface and protects the surface of the adhesive against dissolution by secretions from the stoma and prevent a tacky surface on the side facing the bag. The mouldable backing stretches out beyond the outer periphery of the ring in the form of a flange or adhesive layer **9**.

This embodiment offers the following advantages: it is simple/easy to handle, it may be adapted to a stoma without use of tools, and it may easily be adapted to complicated shapes of the stoma.

In the embodiment shown in the form of a sectional view in Fig. 5, the mouldable ring is made in the form of a composite made of three different materials laminated together: A medical grade adhesive **23**, a mouldable adhesive mass **21**, and a mouldable backing **22**.

The medical grade adhesive secures the sealing member to the peristomal skin. A variety of such barrier adhesives are known in the art and may be used here, one such

formulation being disclosed, for example in patent DK 147035 and US 4551490. The mouldable adhesive mass is laminated on top of the medical grade adhesive and is used for adapting the sealing member to the stoma by displacing the material. The mouldable adhesive may be composed of a hypoallergenic, soft, easy-deformable, 5 non-memory putty like adhesive material and is preferably a hydrocolloid based adhesive or a hydrogel. The mouldable backing, e.g. Parafilm® or a polymer solution which is sprayed on the surface, protects the surface of the mouldable mass against dissolution by secrete from the stoma and prevent a tacky surface on the side facing the bag.

The medical grade adhesive improves the performance due to elimination of the risk of 10 dissolution of the mouldable adhesive mass. This also eliminates the risk of having residues from the mouldable material remaining on the skin after removal. The best performance is achieved if the medical grade adhesive is extended to cover the edges of the mouldable adhesive in order to protect the edges from erosion and dissolution.

This embodiment offers the following advantages: it is simple/easy to handle, it may be 15 adapted to stoma without use of tools, it gives rise to no or very little residues on skin after removal, it gives rise to no or little erosion of adhesive, and it may easily be adapted to complicated shapes of the stoma.

In the embodiment shown in the form of a sectional view in Fig. 6, a flexible, ring is made in the form of a composite made of two different materials laminated together: A 20 medical grade adhesive **23**, and a flexible backing **26**. The flexible backing stretches out beyond the outer periphery of the ring in the form of a flange **9**.

The medical grade adhesive secures the unit to the peristomal skin. The flexible backing, protects the surface of the adhesive against dissolution by secretions from the stoma and prevent a tacky surface on the side facing the bag.

25 The ring may be reinforced at the edge in order to ease the handling of the ring at application. This can be done by lamination of a ring body to the edge of the adhesive ring. The ring body may be made of a foam material or any other material having sufficient strength to reinforce the edge without hindering the flexibility.

This embodiment offers the following advantages: it is simple/easy to handle, it may be adapted to stoma without use of tools, it gives rise to no or very little residues on skin after removal, and it gives rise to no or little erosion of adhesive.

Reference is made to Figs. 7 and 8. The mouldable ring **24** is made as a composite material made of 2 different materials, a wrapping material **27** and a core material **21**.

The core material is a soft, easy deformable, non-memory putty like material. The core material is used for adapting the unit to the stoma by displacing the material inwardly to the stoma by finger pressure.

The wrapping material which is thin, flexible and deformable. The wrapping material is either a waterpermeable membrane coated with a skinfriendly adhesive on the outer side e.g. product 1527 from 3M. The wrapping material may also be a skinfriendly hydrocolloid-containing barrier adhesive. A variety of such barrier adhesives are known in the art and may be used here, one such formulation being disclosed, for example in patent DK 147035 and US 4551490. The wrapping material improves the performance of the mouldable ring due to elimination of the risk of dissolution of the deformable core material. This also eliminates the risk that residues from the core material should remain on the skin after removal.

This embodiment offers the following advantages: it is simple/easy to handle, it may be adapted to stoma without use of tools, it gives rise to no or very little residues on skin after removal, it gives rise to no or little erosion of adhesive, and it may easily be adapted to complicated shapes of the stoma.

Reference is made to Figs. 9 and 10. The sealing member is in the form of an open flexible ring **28** having a centrally located opening and a slot **29**. The open ring is made as a composite material made of 2 different materials, a medical grade adhesive **23** and a flexible backing **26**.



The flexible adhesive ring is applied by placing the ring around the stoma and adjusting the adhesive to the stoma by pulling the ends of the open ring together. The adhesiveness of the ring will keep it in the form of a ring when formed.

The medical grade adhesive secures the unit to the peristomal skin. The flexible backing protects the surface of the adhesive against dissolution by secretions from the stoma and prevent a tacky surface on the side facing the bag.

The ring may be reinforced at the edge in order to ease the handling of the ring at application. This can be done by lamination of a ring body to the edge of the adhesive ring. The ring body may be made of a foam material or any other material having sufficient strength to reinforce the edge without hindering the flexibility.

This embodiment offers the following advantages: it is simple/easy to handle, it may be adapted to stoma without use of tools, it gives rise to no or very little residues on skin after removal, and it gives rise to no or little erosion of adhesive.

Reference is made to Fig. 12 which shows an ostomy appliance according to the invention comprising a body side member **101** comprising an adhesive wafer or pad **102** for securing the appliance to the user's skin, said wafer or pad having a hole **103** for receiving a stoma, and a separately exchangeable receiving member or bag **104** which may be secured to the body side ostomy member for receiving secretions from the ostomy said ostomy appliance further comprising a separate sealing member **105** disposed in the hole of the wafer or pad surrounding the stoma. The edges of the ostomy body side member are preferably bevelled.

Reference is made to Fig. 13. In this embodiment a layer **106** of a skin friendly adhesive, preferably a medical grade adhesive is positioned on the proximal side of the mouldable adhesive mass **107** of the separate sealing member. Such a layer is preferred if the mouldable adhesive mass **107** of the separate sealing member does not show a sufficient cohesion to be removed without leaving residues on the skin. Furthermore, the separate sealing member comprises a mouldable backing **108**. The sealing member may be open in that the mouldable adhesive mass **107** may be squeezed out

between the layer 106 and the mouldable backing 108 in order to seal against the ostomy. In the alternative, the mouldable adhesive mass may be fully enclosed in a thin, flexible and deformable material (wrapping material) allowing for deformation of the mouldable adhesive mass and a sealing against the ostomy. In a preferred embodiment the sealing member has a flange stretching from the outer rim thereof. The adhesive 106 is preferably an adhesive which may be sterilized using ethylene oxide.

In the preferred embodiment of Fig. 14, the body side member 101 comprising an adhesive wafer or pad 102 for securing the appliance to the user's skin, said adhesive being covered by a film 109 conventionally used. Furthermore, the body side member 10 is secured by a sealing 110 to a flange 111, preferably made from a foam material. The receiving member or bag 104 comprises a flange 112 secured to the flange 111 by a layer of an adhesive 113. The flange 111 preferably stretches beyond the inner rim of the wafer or pad 102 in order to prevent that the mouldable adhesive mass 107 of the separate sealing member adheres to the wafer or pad. Such adherence might prevent 15 the separate exchange of the sealing member independently of the exchange of the body side member. The separate sealing member may comprise a sheet 116 for adhering to the flange of body side member and for adhering the exchangeable receiving member or bag. At the outer rim of the flange 111, the sheet 116 preferably stretches beyond the rim of the flange to provide a handle 117 for gripping for separate exchange 20 of the sealing member. An adhesive 118 is present on the face of the sheet 116 for securing the sheet to the flange 111. The adhesive 113 may be any adhesive being detachable from the two flanges in order to allow for an exchange of only the receiving member or bag leaving the body side member and the separate sealing member on the abdomen of the ostomate. It is desirable that the attachment between the receiving 25 member or bag and the separate sealing member is weaker than the attachment between the separate sealing member and the body side member. The adhesive 113 may be an acrylic adhesive or any conventional skin friendly adhesive. Furthermore, the separate sealing member comprises a mouldable backing 114. The backing preferably has a tensile strength of 2 - 5 N/m<sup>2</sup> at elongations up to 300%.

The separate sealing member **105** may be made from a mouldable adhesive in the form of a paste of a skin-friendly adhesive being sufficiently tacky to secure the appliance or skin barrier to the abdomen and a cohesion ensuring safe removal thereof without leaving residues on the skin. The sealing member may be composed of one  
5 material or may optionally be composed of two or more layers one of which being a mouldable backing and may optionally be covered with a protecting layer or film.

All adhesive surfaces may be protected by release liners to be removed before application.

The separate sealing member **105** may preferably be a uniform mouldable mass of a  
10 hypoallergenic, substantially non-memory putty-like adhesive or it may comprise further constituents such as a protecting film or a mouldable mesh.

The separate sealing member **105** may be substituted together with the receiving member **104** leaving the body side member **101** on the skin. It is contemplated that the sealing member may be substituted independently of the receiving member according to  
15 the need of the user.

Now referring to Fig. 15 is shown a release liner **115** having an indication of the size of the hole of an ostomy appliance of the invention for accommodating an ostomy, at the side in contact with the separate sealing member (distal as compared to the ostomy). In the alternative, the indication may be placed on the side facing away from the separate  
20 sealing member (proximal as compared to the ostomy) if the release liner is transparent.

Fig. 16 shows a view from the distal side of the separate sealing member **105** of an ostomy appliance of the invention in which the separate sealing member has been partially everted to increase the size of the hole of an ostomy appliance of the invention for  
25 accommodating an ostomy and showing the indication of the size of the hole placed on the release liner **115** below.

Fig. 17 shows a cross sectional view of the separate sealing member of Fig. 16 wherein the sealing member **105** in the form of a uniform mouldable mass **107** has been partially everted enlarging the hole **103** and revealing a larger part of the surface of the release liner **115** below and of the indication of the size of the hole.

5 The mouldable adhesive and the adhesive wafer may be composed of a hypoallergenic, soft, easy-deformable adhesive material and is preferably a hydrocolloid based adhesive or a hydrogel. The mouldable backing may e.g. be a Parafilm® or made from a polymer solution which is sprayed on the surface and protects the surface of the adhesive against dissolution by secretions from the stoma and prevent a tacky  
10 surface on the side facing the bag. The mouldable backing stretches out beyond the outer periphery of the ring in the form of a flange or adhesive layer.

Fig. 18 shows a cross sectional view of an embodiment of an ostomy appliance body side member **101** according to the invention comprising an adhesive wafer or pad **102** for securing the appliance to the user's skin, said adhesive may be covered by a film  
15 conventionally used. Furthermore, the body side member comprises a separate sealing member **105** disposed in the hole of the wafer or pad surrounding the stoma and a release liner **115**. A receiving member or bag may be secured to a coupling ring **116**.

## DETAILED DESCRIPTION OF THE INVENTION

The present invention relates to an ostomy appliance comprising a body side member  
20 comprising an adhesive wafer or pad for securing the appliance to the user's skin, said wafer or pad having a hole for receiving a stoma, and an optionally separately exchangeable receiving member or bag secured to the body side ostomy member for receiving secretions from the ostomy said ostomy appliance further comprising a separate sealing member disposed in the hole of the wafer or pad surrounding the  
25 stoma.

The mouldable adhesive used in the different compositions of the sealing member is preferably characterised as being a hypoallergenic, substantially non memory putty-like adhesive. It may e.g. be a homogeneous mixture of a pressure sensitive adhesive component, mineral oil, and hydrocolloid gums or cohesive strengthening agents as the

mass disclosed in US patent No. 4,204,540. The mass may also be a composition including one or more hydrocolloids, a film former which is butyl ester of polycarboxylic resin formed from vinyl methyl ether and maleic anhydride, a plasticizer, a thickening agent and an alcohol solvent as disclosed in EP patent No. 0 048 556. A further paste 5 is disclosed in US patent No. 5,369,130. This composition comprises a liquid rubber component and a filler component. The rubber component is a diene-type liquid rubber, preferably butadiene- or isoprene-type. The filler component is selected from the groups consisting of inorganic fillers, natural polymers, semisynthetic water-soluble polymers and synthetic water-soluble polymers. A further composition of a skin protective gel containing polyvinyl methylether or monoisopropyl ester of polyvinylmethylether maleic acid is disclosed in US patent No. 3,876,771. The composition is made up of a filmforming protective colloidal material in combination with a solvent and a gelling agent. Isopropanol is the solvent, monoisopropyl ester of polyvinyl methylether/maleic acid is a film former and polyvinylpyrrolidone, polyvinyl methylether, polyacrylic acid 15 and hydroxypropyl cellulose are the gelling agents. A hydrophilic elastomeric pressure sensitive material is disclosed in US patent No. 4,750,482. This composition is a water-insoluble, hydrophilic, pressure-sensitive adhesive including at least one irradiation cross-linked synthetic organic polymer (predominantly of derived from vinylpyrrolidone) and an adhesive plasticizer (polyethylene glycol).

20 The composition disclosed in EP 0 048 556 B1 suffers from the drawback that it comprises a considerable amount (25% to 45% by weight) of alcohol, ethanol and isopropanol being preferred. When using such a paste, there it is to be observed that only a limited time for forming the paste after the application as the paste cures when exposed to air. Furthermore, the amount of alcohol trapped in the paste must be minimized in order to avoid less attractive physical properties due to an adverse effect on the properties of the adhesive of an ostomy appliance which is placed upon the paste. Still further, the considerable amount of alcohol may irritate the skin and such a composition is not advisable to use on skin which has been sensibilised.

The pastes disclosed in US patent No. 4,204,540 suffers from the drawback that the 30 shapeability is very dependant of the content of mineral oil. If an insufficient amount of

mineral oil is added the composition will be too tough to shape and if too much mineral oil is added the composition becomes sticky and difficult to handle. Generally, pastes consisting of polyisobutylene, butyl rubber and mineral oil may be very hard, if the content of butyl rubber is high and hence, the paste will be difficult to shape, or it will be  
5 very soft and liquid if the content of butyl rubber is low and the content of mineral oil is high.

The mass used according to the invention is preferably in the form of a mouldable mass of a hypo-allergenic, substantially non-memory putty-like adhesive. In accordance with a preferred embodiment of the invention, the sealing member is made from a mould-  
10 able mass of a hypoallergenic, substantially non-memory putty-like adhesive comprising

- a) a blockcopolymer having a major content of di-block copolymer,
- b) a tackifying liquid constituent, and
- c) a waxy constituent.

15 The content of blockcopolymer is preferably from 1 to 20% by weight, the content of tackifying liquid is preferably from 5 to 60% by weight, and the content of waxy constituent is preferably from 1 to 10% by weight, calculated on the total composition of the mass.

The mouldable mass further comprises one or more optional constituents such as petroleum jelly in an amount of up to 20% by weight, polybutylene oil in an amount of up to 30% by weight and/or liquid paraffin in an amount of up to 30% by weight.

The block copolymer preferably has a low molecular weight and a high content of di-block component. The molecular weight of the block copolymer is from 20,000 to 150,000, preferably from 30,000 to 100,000. The content of diblock copolymer in the  
25 blockcopolymer is preferably above 10%, more preferred above 25% and more preferred above 30%. The content of diblock copolymer imparts cohesion to the mass and renders the mouldable mass less elastic than a corresponding mass comprising a

threeblock copolymer due to a minor degree of physical cross-linking and imparts to the plasticity or substantially non-memory putty-like characteristics of the mass.

The mouldable masses of the invention comprise a tackifying viscous liquid constituent. The action of the tackifying liquid constituent is to plasticize and tackify the copolymer.

5 Such a plasticizer should be compatible with the copolymer as compatibility with the copolymer ensures that the adhesive may be removed as an integrated unit.

Furthermore, the mouldable masses of the invention comprise a waxy constituent. The role of the waxy constituent is to render the mass plastic and mouldable and impart non-memory characteristics to the mass.

10 The blockcopolymer may be a copolymer comprising a block of a relatively hard polymer which may form physical cross-linking and a block of a softer polymer. The constituents of the blockcopolymer may be the same as are conventionally used for blockcopolymers such as SBS, SIS or SEBS copolymers, e.g. styrene and butadiene, isoprene or ethylenebutylene copolymers. The preferred copolymer is a SEBS  
15 (styrene-ethylenebutylene-styrene copolymer) having a content of diblock component above 30%.

The tackifying viscous liquid constituent is preferably a viscous polymeric material being compatible with the blockcopolymer. The tackifying liquid may be a polybutylene or polyisobutylene and is preferably a saturated component which cannot give rise to  
20 chemical cross-linking deteriorating the non-memory putty-like characteristics of the mass. The tackifying liquid component is more preferred a polybutylene and more preferably polyisobutylene. The molecular weight of a tackifying viscous polymeric component is preferably from 10,000 to 120,000 when determined by GPC.

The mouldable mass may, if required, comprise a further oily plasticiser for plasticizing  
25 SEBS and polyisobutylene/polybutylene in order to reduce the elasticity. Such oily plasticizer is suitably a viscous polymeric material having molecular weight from 300 to 10,000 when determined by GPC.

The mouldable mass may comprise a tackifier increasing the adhesive properties of the composition in order to ensure a good contact between the appliance and the skin.

Such a tackifier is preferably a hydrocarbon tackifier homogeneously distributed in the mass. The tackifier is preferably a terpene tackifier resin or a dicyclopentadiene tackifier resin. Especially preferred according to the invention as hydrocarbon tackifier resin are polymers and copolymers of dicyclopentadiene, alpha-pinene and/or beta-pinene.

The waxy component may e.g. be a mineral wax or petroleum jelly and is most preferred microcrystalline wax being compatible with the preferred blockcopolymer SEBS.

In accordance with a preferred embodiment of the invention the mass comprises a hydrocolloid which are able to absorb moisture or liquids from the body and thus to increase the wearing-time of the adhesive and thus of the ostomy appliance. A hydrocolloid component may e.g. be a water absorbing and water swellable component being mixable with the main components of the mass. Any hydrocolloid known per se for ostomy or wound care purposes may be used. The hydrocolloid may e.g. be sodium carboxymethylcellulose (CMC), hydroxyethylcellulose, pectin, gelatine, guar gum, karaya, locust bean gum, carrageenan, xanthan, or sodium or calcium alginate. A hydrocolloid will typically be present in an amount of from 20 to 70% by weight of the total composition in order to have a sufficient absorbent capacity and still retain the characteristics of the mouldable mass. More preferred, the total amount of hydrocolloids is from 30 to 60%, and preferably the total amount of hydrocolloids is from 45 to 60% by weight.

For some purposes it is suitable also to include smaller amounts of a filler in the mass of the invention which may add to the cohesion and also contribute to the plasticity.

Such filler may e.g. be any filler known per se for ostomy or wound care purposes such as talc, calcium carbonate, china clay, zinc oxide or the like. Such filler may constitute up to 3 - 20% by weight of the composition.



Still further, the masses used according to the invention may optionally comprise further constituents such as emollients, disinfecting agents and/or bactericidal agents known per se for use for ostomy or wound care purposes.

An especially preferred embodiment of the invention is constituted by a mouldable mass comprising SEBS, polybutene, polybutene oil, a tackifier resin, microcrystalline wax, CMC, pectin, gelatine and zinc white.

The sealing member may according to the invention be in the form of a paste or in the form of a mouldable ring comprising a hypoallergenic, substantially non-memory putty-like adhesive. In one embodiment of the invention, the sealing member is in the form of a mouldable ring having a slot for facilitating adaptation to stomas having a small diameter.

In another embodiment of the invention, the mouldable mass used is a pressure sensitive adhesive composition suitable for application to human or animal skin comprising a water dispersible polymer.

Such a pressure sensitive adhesive composition may, in a preferred embodiment, comprise a water dispersible polymer, one or more polymer(s) selected from the group consisting of polyolefins or copolymers or blends thereof, one or more physically cross-linked elastomers selected from block-copolymers comprising styrene and one or more olefins, polyethylene glycols and glycerol; optionally a butene polymer or copolymer, optionally a tackifying resin which may be partly or totally hydrogenated, optionally a microcrystalline wax, optionally a plasticizer, optionally one or more hydrocolloids and optionally a pigment.

By introducing a water dispersible polymer in a self-adhesive elastomeric matrix an improved adhesion in moist environment is achieved. This is ascribed to the fact that the water dispersible polymer is present at the surface of the adhesive agent and thus is able to cause an immediate absorption of water. The water-absorbing polymer furthermore remains sticky after having absorbed water which is in contrast to the non-

absorbing elastomers used in conventional skin friendly adhesives and hence, a better adhesion over longer periods of time is obtained.

Such a pressure sensitive composition typically comprises 10-50% of a water dispersible polymer, 10-70% of one or more polymer(s) selected from the group consisting of 5 polyolefins or copolymers or blends thereof, one or more physically cross-linked elastomers selected from block-copolymers comprising styrene and one or more olefins, polyethylene glycols and glycerol; 0-15% of a butene polymer or copolymer, 0-30% of a tackifying resin which may be partly or totally hydrogenated, 0-10% of a microcrystalline wax, 0-10% of a plasticizer, 0-50% of one or more hydrocolloids and 0-5% of a 10 pigment.

The water dispersible polymer is preferably a water-absorbing elastomer and more preferred a water-dispersible branched polyester.

The use of branched water-dispersible polyester in adhesive agents gives the following advantages:

15 - The adhesive agent shows a superior adhesion in moist environments by having an immediately absorption of water giving a better wet tack as compared to conventional adhesive agents based on non-absorbing self-adhesive elastomers. The branched water-dispersible polyester is also contributing by giving a good adherence over a longer periods of time since the stickiness of the elastomer is retained even after ab- 20 sorption of body fluids.

- The adhesive agent is easily removed by washing due to the water-dispersibility of the polyester in tap water, but the adhesive agent is not affected by body fluids. The body fluids are ionic solutions in which the polyester component is not dispersible. Adhesive residues left on the skin can thus be removed very easily using tap water.

25

Suitable water-dispersible branched polyester are polyesters having the following physical properties: a Brookfield Thermosel viscosity at 177°C of 1,000-500,000 mPa.s,

more preferred 1,000-50,000 mPa.s, and preferably of 2,000-8,000, a ring & ball softening point of 50-150°C more preferred of 80-90°C, a penetration hardness as determined according to ASTM D 5 of 5-50 dmm, preferably about 30 dmm and a glass transition temperature  $T_g$  according to ASTM D 3418 of from 5 to -10 °C, preferably about -5°C

A reduction or even omission of the amount of hydrocolloids is rendered possible as the branched water-dispersible polyester contributes to the absorption. A reduction of the amount of hydrocolloids improves the stability of the adhesive due to the reduction of the disintegration caused by the considerable swelling of the hydrocolloids in conventional skin friendly adhesives upon absorption of body fluids.

When hydrocolloids are present, suitable hydrocolloids are naturally occurring hydrocolloids such as guar, locust bean gum (LBG), pectin, alginates, gelatine, xanthan or karaya, semisynthetic hydrocolloids such as cellulose derivatives (e.g. salts of carboxymethylcellulose, methylcellulose and hydroxypropylmethylcellulose), sodium starch glycolate and synthetic hydrocolloids such as polyvinylalcohol, polyethylene glycol or polyacrylates..

Pigments may be used as fillers or for dyeing the adhesives of the invention. Suitable pigments are pigments conventionally used in adhesive compositions, e.g. titanium dioxide or zinc oxide. Zinc oxide offers the advantage of showing an antibacterial effect.

Preferred adhesives to be used according to the invention are e.g. adhesives comprising branched water-dispersible polyester and amorphous poly-alpha-olefines and having the composition:

- 0 - 10 % Ethylene/1-butene Copolymer (e.g. Hüls Vestoplast 520)
- 20 - 40% Propene/1-hexene Copolymer (e.g. Eastman Eastoflex D-127)
- 0 - 10% Triblock copolymer (e.g. SIS, such as Kraton® D1107 from Shell Chemicals)
- 0 - 15 % Polybutene (e.g. Hyvis 10, Hyvis 2000)
- 0 - 15% Liquid polyterpene-tackyfier (e.g. Goodyear Wingtack 10)

0 - 15% Hydrogenated poly(hydrocarbon/terpene) tackifier  
(e.g. Goodyear Wingtack 95).

0 - 15% Optionally hydrogenated rosin acid and esters thereof

0 - 10 % Plasticsizer (e.g. dioctyl adipate)

5 10 - 50% Eastman water-dispersible branched polyester (e.g. AQ1045)

0 - 50% Hydrocolloids (e.g. CMC, Natrosol, Ca-alginat etc.)

0 - 5% Pigment, e.g. zinc oxide

Other preferred adhesives to be used according to the invention are e.g. adhesives comprising branched water-dispersible polyester and block copolymers and having the

10 composition:

0 - 10 % Triblock copolymer (e.g. SIS)

10 - 50 % Diblock copolymer (e.g. SI)

0 - 10 % Plasticsizer (e.g. dioctyladipate)

0 - 15 % Tackifier (e.g. liquid polyterpene, hydrogenated

15 poly(hydrocarbon/terpene) and or hydrogenated rosin)

0 - 10 % Microcrystalline wax (e.g. Wax Total 40/60 from Total)

10 - 50 % Eastman water-dispersible branched polyester (e.g. AQ1045)

0 - 50 % Hydrocolloids (e.g. CMC, Natrosol, Ca-alginat etc.)

0 - 5% Pigment, e.g. zinc oxide

20 Further preferred adhesives to be used according to the invention are e.g. adhesives comprising branched water-dispersible polyester and glycerol and having the composition:

10 - 50 % Glycerol

10 - 50 % Eastman water-dispersible branched polyester (e.g. AQ1045)

25 0 - 50 % Hydrocolloids (e.g. CMC, Natrosol, Ca-alginat etc.)

0 - 5% Pigment, e.g. zinc oxide

Yet further preferred adhesives to be used according to the invention are e.g. adhesives comprising branched water-dispersible polyester and polyethylene glycol (PEG) and having the composition:

10 - 50 % Polyethylene glycol (e.g. PEG 400)

10 - 50 % Eastman water-dispersible branched polyester (e.g. AQ1045)

0 - 50 % Hydrocolloids (e.g. CMC, Natrosol, Ca-alginat etc.)

0 - 5% Pigment, e.g. zinc oxide

- 5 The olefin component of the block-copolymers comprising styrene and one or more olefins is preferably a diene, especially a polybutadiene such as butadiene, isobutylene or isoprene.

In a preferred embodiment the sealing member has a flange stretching from the outer rim thereof. Such a flange provides an extra security against leaks and excludes direct  
10 contact between the exudates and the coupling part of the ostomy device. Thus, a pollution or contamination of parts of the body side member during service or exchange of receiving member or bag is avoided. Avoidance of pollution or contamination of the body side member is of great importance when extending the wear-time of the body side member as remains of the exudate on the body side member which may cause odour  
15 are avoided. The flange preferably has an adhesive on the side facing the body side member.

In another preferred embodiment, the separate sealing member disposed in the hole of the wafer or pad surrounding the stoma shows overall plastic properties, wherein at least the area covering the separate sealing member is provided with a guide for adap-  
20 tation of the hole of an ostomy appliance to the size of an ostomy.

It is especially preferred that the guide is visible from the side of a release liner facing the sealing member as this allows for a very simple adaptation of the hole before placing the sealing member around the stoma.

The present invention enables the user to apply an ostomy appliance without the use of  
25 any tools. Thus, it is only necessary to use body side members having a sufficiently big hole, no adaptation by cutting using scissors is necessary, and the sealing member is adapted snugly to the stoma and the body side member using the finger.

In another aspect, the invention relates to an ostomy sealing member in the form of a mouldable mass or ring which shows a sufficient adhesiveness to adhere to the skin and seal around an ostomy and between the ostomy and an ostomy appliance adapted to receive secretions from the ostomy and which shows a sufficient cohesion  
5 to be removed in one piece, independently of removal of the ostomy appliance, without leaving remaining adhesive on the skin or the ostomy appliance.

In a further aspect, the invention relates to an ostomy sealing member in the form of a medical grade adhesive in the form of a disc having an outer diameter corresponding to the hole in a body side ostomy member and being supplied with a pre-formed hole or  
10 for custom-adaptation or fit using a tool and/or a template.

A sealing member of the invention may be an adhesive component as disclosed above.

The sealing member of the invention may be used together with any ostomy appliance known per se for sealing between an ostomy and a body side member. This is also considered an aspect of the invention.

15 In yet another aspect, the invention relates to the use of a mouldable mass or ring of a hypo-allergenic, substantially non-memory putty-like adhesive as a separate sealing member to be disposed in a hole of a wafer or pad of a body side member of an ostomy appliance for securing the ostomy appliance to the user's skin, said hole receiving a stoma, and said appliance optionally comprising a separately exchangeable receiving  
20 member or bag secured to the body side ostomy member for receiving secretions from the ostomy.

In still another aspect, the invention relates to the use of a flexible and compliant hypo-allergenic adhesive as a separate sealing member to be disposed in a hole of a wafer or pad of a body side member of an ostomy appliance for securing the ostomy appli-  
25 ance to the user's skin, said hole receiving a stoma, and said appliance optionally comprising a separately exchangeable receiving member or bag secured to the body side ostomy member for receiving secretions from the ostomy.

Such a sealing member preferably comprises a hole for receiving the stoma. When applying the sealing member, the size of the hole may be enlarged to fit to the stoma or even larger whereafter sealing is provided by pressing the sealing member to fit snugly around the stoma. In one embodiment of the invention, the hole of a sealing member is provided with incisions from the rim of the hole, preferably radially, which renders it possible also to use sealing members having some elasticity.

In yet another aspect, the invention relates to a method of applying an ostomy appliance body side member comprising an adhesive wafer or pad for securing the appliance to the user's skin, said wafer or pad having a hole for receiving a stoma and a sealing member for sealing around the stoma disposed in said hole, said sealing member having a hole for receiving the stoma, wherein the hole in the sealing member is enlarged by everting the inner rim of the hole towards or away from the stoma or by displacing the inner rim radially outwardly adapting the size of the hole of the sealing member to the size of the ostomy, aligning the stoma and the hole of the sealing member for accommodating the stoma and placing the sealing member and the body side member on the abdomen of the ostomate with the stoma projecting into the hole and moulding the sealing member to seal around the stoma.

This method allows for a simple adaptation of the ostomy appliance to the actual size of the stoma before placing the appliance around the stoma.

## 20 MATERIALS AND METHODS

Kraton® G1726 from Shell: Styrene-ethylenebutylene-styrene copolymer (SEBS) having a molecular weight of 45,000 as determined by GPC and a content of diblock copolymer of 70%.

Kraton® D1118 from Shell: Styrene-butadiene-styrene copolymer (SBS) having a molecular weight of 103,000 (GPC) and a content of diblock copolymer of 80%.

Vector® 4114 from Exxon: Styrene-isoprene-styrene copolymer (SIS) having a molecular weight of 130,000 and a content of diblock copolymer of 40%

Vistanex® LM-MH from Exxon: polyisobutylene (PIB) having a molecular weight of 90,000 (GPC).

Wax Total 40/60 from TOTAL

Petroleum jelly: Vaseline® Album from Witco

5 Polybutene oil: Hyvis® 10 from BP having a molecular weight of 1,500.

Polybutene: Hyvis® 2000 from BP having a molecular weight  $M_w$  of 30,000

Mineral Oil: PL 500 from Parafin Mineral Oil

Tackifier resin: Regalite® R91 resin from Hercules or Arkon® P-90 resin from Arakawa

Sodium carboxymethylcellulose: Akucell® AF2881 from Akzo or  
10 Blanose® 9H4XF from Hercules Corp.

Guar gum: Guar Gum FG 200 from Nordisk Gelatine

Pectin: Pektin LM 12CG Z from Copenhagen Pectin or  
Pektin USP/100 from Copenhagen Pectin

Gelatin: Gelatine P.S.98.240.233 from ED. Geistlich Sohne AG

15 Zinc Oxide: Zinkoxid Pharma from Hoechst AG

A Z mixer Type LKB 025 from Herman-Linden was used.

AQ1045 from Eastman. A branched water-dispersible polyester.

AQ1350 from Eastman. A branched water-dispersible polyester.



Kraton® D 1107 from Shell Chemical Company. Styrene-isoprene-styrene copolymer (SIS) having a molecular weight of 212,000-260,000 as determined by GPC.

LVSI 101 from Shell Chemical Company. Styrene-isoprene-styrene diblock copolymer (SIS) having a molecular weight of 30,000 as determined by GPC

5 Dioctyladipate from International Speciality Chemicals Ltd. A plastisizer.

METALYN 200, a methyl ester of rosin from Hercules

Eastoflex E1003, E 1060 and E 1200 from Eastman. propylene-ethylene copolymers.

Eastoflex D127 from Eastman. A propylene/1-hexene copolymer

Vestoplast 704, 708 and 750: amorphous propylene-rich poly- $\alpha$ -olefins from Hüls

10 Chemie

Foral 85-E from Hercules. A hydrogenated rosin.

Wingtack 10 from Goodyear. A liquid polyterpene tackyfier resin

Glycerol.

PEG 400 from Hoechst. Polyethylene glycol.

15 Klucel HXF EP. Hydroxypropyl cellulose.

The invention is explained more in detail in the below examples setting forth embodiments of the invention. It is clear that the embodiments may be varied without deviating from the gist of the invention and thus, the examples are not to be considered restricting the scope of the invention set forth in the appended claims.

## EXPERIMENTAL PART

### EXAMPLE 1.

Preparation of a mouldable mass to be used according to the invention.

100 grams of Kraton® G1726 was used and the amounts of other ingredients used correspond to the composition stated in Table 1.

Equal amounts of Kraton® G1726 (SEBS) and of Vistanex® LM-MH were mixed in a Z Mixer for 20 minutes at 160 °C under a vacuum of 100 mbar. Then, the vacuum was released, the mixing was continued at 160 °C for 10 minutes and the remains of Vistanex® LM-MH, the wax, and petroleum jelly were admixed and mixed for 10 minutes each. Then, the heating was turned off, and guar gum was added at maximum 90 °C under a vacuum of 100 mbar and mixed for 10 minutes. Finally, pectin, gelatine and zinc oxide were admixed at a temperature of 90 °C and mixed for 10 minutes.

The paste is then ready to use and may preferably be packed in metered amounts, e.g. in a blister pack or rod. A rod may be rolled and have a release liner on one or both sides. The product is preferably produced and packed under aseptic conditions.

### EXAMPLE 2.

Preparation of a mouldable mass to be used according to the invention.

100 grams of Kraton® G1726 was used and the amounts of other ingredients used correspond to the composition stated in Table 1.

20 Equal amounts of Kraton® G1726 (SEBS) and Vistanex® LM-MH were mixed in a Z Mixer for 20 minutes at 160 °C under a vacuum of 100 mbar. Then, the vacuum was released, the mixing was continued at 160 °C for 10 minutes and the remains of Vistanex® LM-MH, the wax, and Hyvis® 10 or PL 500 were admixed and mixed for 10 minutes each. Then, the heating was turned off, and guar gum was added at maximum

90 °C under a vacuum of 100 mbar and mixed for 10 minutes. Finally, pectin, gelatine and zinc oxide were admixed at a temperature of 90 °C and mixed for 10 minutes.

The paste is then ready to use and may preferably be packed in metered amounts, e.g. in a blister pack or rod. A rod may be rolled and have a release liner on one or both 5 sides. The product is preferably produced and packed under aseptic conditions.

### EXAMPLES 3 - 5

Preparation of mouldable masses to be used according to the invention.

In the same manner as described in Example 2 above, mouldable masses according to the invention were produced having the compositions stated in the below Table 1:

10 **Table 1**

Composition of mouldable masses of the invention of Examples 1 - 5 stated in % by weight

Component	Example 1	Example 2	Example 3	Example 4	Example 5
SEBS	5	5	5	10	8
PIB	30	15	15	10	18
Microcrystalline wax	5	5	5	5	5
Petroleum jelly	10				
Polybutene oil		25			
Liquid paraffin			25	25	20
CMC			12	20	15
Guar Gum	15	20			
Pectin	15	10	10	10	8
Gelatine	18	17.5	27	20	25
Zinc white	2	2.5	1		3

**EXAMPLE 6.**

Preparation of a mouldable mass to be used according to the invention.

Equal amounts of Kraton® G1726 (SEBS) and Hyvis® 2000 were mixed in a Z Mixer for 30 minutes at 160 °C under a vacuum of 100 mbar and the Hyvis® 2000 was added 5 in four parts to ensure homogeneity during the admixing over a period of 20 minutes.

Then, the remains of Hyvis® 2000 was added in four parts at 160 °C over 30 minutes and the vacuum was released. The Hyvis® 10 was added in four parts and mixed for 15 minutes. Wax was added and mixed for 10 minutes.. Then, the heating was turned off, and guar gum and CMC were added at maximum 90 °C under a vacuum of 100 10 mbar and mixed for 10 minutes. Finally, pectin, gelatine and zinc oxide were admixed at a temperature of 90 °C and mixed for 10 minutes.

The paste was ready to use and may preferably be packed in metered amounts, e.g. in a blister pack or rod. A rod may be rolled and have a release liner on one or both sides. The product is preferably produced and packed under aseptic conditions.

**15 EXAMPLES 7 - 8**

Preparation of mouldable masses to be used according to the invention.

In the same manner as described in the Example 2 above, mouldable masses according to the invention were produced having the compositions stated in the below Table 2:

**Table 2**

Composition of mouldable masses of the invention of Examples 6 - 8 stated in % by weight

Component	Example 6	Example 7	Example 8
SEBS (Diblock content about 70%)	5		
SIS (Diblock content about 40%)		5	
SB (Diblock content about 80%)			5
PIB		15	15
Polybutene ( $M_w$ 30.000)	15		
Polybutene oil	25	25	25
Microcrystalline wax	5	5	5
CMC	10	13	25
Guar Gum	15		
Pectin	5	10	8
Gelatine	18	22	15
Zinc white	2	5	2

**EXAMPLES 9 - 10**

5 Preparation of mouldable masses to be used according to the invention.

Equal amounts of Kraton® G1726 (SEBS) and Hyvis® 2000 were mixed in a Z Mixer for 30 minutes at 160 °C under a vacuum of 100 mbar and the Hyvis® 2000 was added in four parts to ensure homogeneity during the admixing over a period of 20 minutes.

Then, the remains of Hyvis® 2000 was added in four parts at 160 °C over 30 minutes  
 10 and the vacuum was released. The Hyvis® 10 was added in four parts and mixed for 15 minutes. Resin and wax was added and mixed for 10 minutes each. Then, the heating was turned off, and CMC were added at maximum 90 °C under a vacuum of 100 mbar and mixed for 10 minutes. Finally, pectin, gelatine and zinc oxide were admixed at a temperature of 90 °C and mixed for 10 minutes.

The paste was ready to use and may preferably be packed in metered amounts, e.g. in a blister pack or rod. A rod may be rolled and have a release liner on one or both sides. The product is preferably produced and packed under aseptic conditions.

**Table 3**

5 Composition of mouldable masses of the invention of Examples 9 - 10 stated in % by weight:

Component	Example 9	Example 10
SEBS (Diblock content about 70%)	5	5
Polybutene ( $M_w$ 30.000)	10	5
Polybutene oil	25	25
Resin	5	10
Microcrystalline wax	5	5
CMC	15	15
Pectin	10	10
Gelatine	24	24
Zinc white	1	1

#### EXAMPLES 11 - 12

Preparation of mouldable masses to be used according to the invention.

In the same manner as described in the Example 6 above, mouldable masses according to the invention were produced having the compositions stated in the below Table 4.

**Table 4**

Composition of mouldable masses of the invention of Examples 11 - 12 stated in % by weight:

Component	Example 11	Example 12	Example 13
SEBS (Diblock content about 70%)	5	5	5
Polybutene ( $M_w$ 30.000)	15	15	20
Polybutene oil, Hyvis® 10 or 30*	25	25	20
Amorphous polyolefin wax	2.5	5	2.5
Microcrystalline wax	2.5		2.5
CMC	20	20	20
Pectin	10	12	10.5
Gelatine	19	17.5	19
Zinc white	1	0.5	0.5

In Examples 11-12, Hyvis® 10 was used and in Example 13, Hyvis® 30 was used.

#### 5 EXAMPLE 13

Preparation of a mouldable mass according to the invention.

100 grams of Kraton® G1726 was used and the amounts of other ingredients used correspond to the composition stated in Table 4.

Equal amounts of Kraton® G1726 (SEBS) and Hyvis® 2000 were mixed in a Z Mixer 10 for 1½ hours at 160 °C under a vacuum of 100 mbar and the Hyvis® 2000 was added in four parts to ensure homogeneity during the admixing over a period of 20 minutes. Then, the remains of Hyvis® 2000 was added in four parts and wax was at 160 °C over 3 hours and the vacuum was released. Then, the heating was turned off, and Hyvis® 30 and CMC were added over 15 minutes at maximum 60 °C under a vacuum of 15 100 mbar and mixed for 1 hour. Finally, pectin, gelatine and zinc oxide were admixed at a temperature of 60 °C and mixed for 10 minutes.

#### EXAMPLES 14 - 19

Preparation of further adhesive compositions to be used according to the invention.

**EXAMPLE 14**

An adhesive agent having the composition stated in Table 5 was prepared in a Z-blade mixer. Before the mixing, the mixing chamber was heated to 140°C by means of an oil heater. AQ1045, Eastoflex D127, Eastoflex E1003, dioctyladipate and the hydrocolloids were weighed out separately. Firstly Eastoflex D127 and E1003 were mixed for 15 minutes. AQ1045 was added and the mixing continued for 10 minutes. Dioctyladipate was added and mixed for additional 10 minutes. The heat supply was turned off and the mixing chamber was cooled down to 80°C. The hydrocolloids (a mixture of pectin, hydroxypropyl cellulose and gelatine in the ratio 1:1.5:1) were added and the mixing was continued in vacuo until a total mixing time of 60 minutes. The adhesive agent was removed from the mixer and pressed into 1 mm thin plates between two sheets of silicon paper in a hydraulic press at 90°C.

**EXAMPLE 15**

An adhesive agent having the composition stated in Table 5 was prepared in a Z-blade mixer. Before the mixing, the mixing chamber was heated to 140°C by means of an oil heater. AQ1350, Eastoflex D127, Eastoflex E1003, Wingtack 10 and dioctyladipate were weighed out separately. Firstly Eastoflex D127 and E1003 were mixed for 15 minutes. AQ1350 was added and the mixing continued for 10 minutes. Wingtack 10 was added and mixed for additional 10 minutes and finally dioctyladipate was added. The adhesive agent was removed from the mixer and pressed into 1 mm thin plates between two sheets of silicon paper in a hydraulic press at 90°C.

**EXAMPLE 16**

An adhesive agent having the composition stated in Table 5 was prepared in a Z-blade mixer. Before the mixing, the mixing chamber was heated to 150°C by means of an oil heater. AQ1045, Vector 4114, LVSI101, Foral 85-E and the hydrocolloids were weighed out separately. Firstly Vector 4114 was mixed at 150°C for 15 minutes. LVSI 101 was added and the mixing continued for 15 minutes. The mixing chamber was cooled to 130°C and Foral 85-E and AQ1045 was added and the mixing was continued for an additional 30 minutes. The heat supply was turned off and the mixing chamber was cooled down to 80°C. The hydrocolloids, a mixture of pectin and



hydroxypropylcellulose in the ratio 1:1, and finally zinc oxide were added and the mixing was continued in vacuo until a total mixing time of 90 minutes. The adhesive agent was removed from the mixer and pressed into 1 mm thin plates between two sheets of silicon paper in a hydraulic press at 90°C.

#### 5 EXAMPLE 17

An adhesive agent was having the composition stated in Table 5 prepared in a Z-blade mixer. Before the mixing, the mixing chamber was heated to 130°C by means of an oil heater. AQ1045 and glycerol and the hydrocolloids were weighed out separately.

Firstly AQ1045 and glycerol were mixed at 130°C for 15 minutes. The heat supply was  
10 turned off and the mixing chamber was cooled down to 80°C. The hydrocolloids, a mixture of pectin and gelatine in the ratio 1:2, were added and the mixing continued in vacuo until a total mixing time of 40 minutes. The adhesive agent was removed from the mixer and is pressed into 1 mm thin plates between two sheets of silicon paper in a hydraulic press at 90°C.

#### 15 EXAMPLE 18

An adhesive agent having the composition stated in Table 5 was prepared in a Z-blade mixer. Before the mixing, the mixing chamber was heated to 130°C by means of an oil heater. AQ1045 and PEG 400 and the hydrocolloids were weighed out separately.

Firstly AQ1045 and PEG 400 were mixed at 130°C for 15 minutes. The heat supply was  
20 turned off and the mixing chamber was cooled down to 80°C. The hydrocolloids, a mixture of hydroxypropylcellulose and gelatine in the ratio 1:1, were added and the mixing continued in vacuo until a total mixing time of 40 minutes. The adhesive agent was removed from the mixer and pressed into 1 mm thin plates between two sheets of silicon paper in a hydraulic press at 90°C.

#### 25 EXAMPLE 19

An adhesive agent having the composition stated in Table 5 was prepared in a Z-blade mixer in the same manner as described in Example 16.

**Table 5**

Constituent	Example 14	Example 15	Example 16	Example 17	Example 18	Example 19
AQ1045	35		30	50	40	32
AQ 1350		50				
LVSI 101			24			25
Kraton D 1107						5
Vector 4114			5			
Doctyladipate	5	5				8
Eastoflex D127	15	15				
Eastoflex E1003	10	15				
Wingtack 10		15				
Foral 85-E			10			
Glycerol				20		
PEG 400					20	
Blanose 9H4XF						
Pectin USP/100	10		15	10		15
Klucel HXF EP	15		15		20	15
Gelatine	10			20	20	
Zinc oxide			1			

**EXAMPLES 20 - 24**

Adhesives being suitable as pastes having the compositions stated in Table 6 were prepared in a Z-mixer in the same manner as described in Example 14.

**Table 6**

Constituent	Example 20	Example 21	Example 22	Example 23	Example 24
Eastoflex E 1003	15	15	15	20	20
Eastoflex E 1060				2.5	2.5
AQ 1350	35	35	35	35	35
Diocyladipate	5	5	5	5	
Metalyn 200					5
Vestoplast 708	10	5	5	2.5	2.5
Vestoplast 704		5	2.5		
Vestoplast 750	10		2.5		
Gelatine	10	10	10	10	10
Pectin	15	10	10	10	10
Klucel		15	15	15	15

THE CLAIMS DEFINING THE INVENTION ARE AS FOLLOWS:-

1. An ostomy appliance comprising a body side member comprising an adhesive wafer for securing the appliance to the user's skin, said wafer having a hole for receiving a stoma, said ostomy appliance further  
 5 comprising a separate sealing member disposed in the hole of the wafer surrounding the stoma, said sealing member being of a hypo-allergenic adhesive, said sealing member being in the form of a mouldable mass or a ring, characterised in that the sealing member is in the form of a ring which has a flange stretching from the outer rim thereof and that the sealing member  
 10 may be substituted separately.
2. An ostomy appliance as claimed in claim 1, characterised in that the sealing member is in the form of a mouldable mass or ring of a hypo-allergenic, non-memory putty-like adhesive.
3. An ostomy appliance as claimed in claim 1, characterised in that the sealing  
 15 member is in the form of a mouldable mass or ring having an elasticity.
4. An ostomy appliance as claimed in any of claims 1 - 3 wherein the separate sealing member disposed in the hole of the wafer surrounding the stoma shows plastic properties, wherein at least the area covering the separate sealing member is provided with a guide for adaptation of the hole of an ostomy appli-  
 20 ance to the size of an ostomy.
5. An ostomy appliance as claimed in claim 4, characterised in that the guide is visible from the side of a release liner facing the sealing member.
6. An ostomy sealing member in the form of a mouldable mass or ring which shows an adhesiveness to adhere to the skin and seal around an ostomy and  
 25 between the ostomy and an ostomy appliance adapted to receive secretions from the ostomy and which shows a sufficient cohesion to be removed in one piece, independently of removal of the ostomy appliance, without leaving remaining adhesive on the skin or the ostomy appliance, characterised in that the



sealing member is in the form of a ring which has a flange stretching from the outer rim thereof.

7. Use of a mouldable mass or ring of a hypo-allergenic, substantially  
5 non-memory putty-like adhesive as a separate sealing member to be disposed in a hole of a wafer of a body side member of an ostomy appliance for securing the ostomy appliance to the user's skin, said hole receiving a stoma, and said appliance optionally comprising a separately exchangeable receiving member or bag secured to the body side ostomy member for receiving  
10 secretions from the ostomy.

8. A mouldable mass or ring of a hypo-allergenic, substantially non-memory putty-like adhesive when used as a separate sealing member to be disposed in a hole of a wafer of a body side member of an ostomy appliance  
15 for securing the ostomy appliance to the user's skin, said hole receiving a stoma, and said appliance optionally comprising a separately exchangeable receiving member or bag secured to the body side ostomy member for receiving secretions from the ostomy.

20 9. Use of a flexible and compliant hypo-allergenic adhesive as a separate sealing member to be disposed in a hole of a wafer of a body side member of an ostomy appliance for securing the ostomy appliance to the user's skin, said hole receiving a stoma, and said appliance optionally comprising a separately exchangeable receiving member or bag secured to the body side  
25 ostomy member for receiving secretions from the ostomy.

10. A flexible and compliant hypo-allergenic adhesive when used as a separate sealing member to be disposed in a hole of a wafer of a body side member of an ostomy appliance for securing the ostomy appliance to the  
30 user's skin, said hole receiving a stoma, and said appliance optionally comprising a separately exchangeable receiving member or bag secured to the body side ostomy member for receiving secretions from the ostomy.



11. A method of applying an ostomy appliance body side member comprising an adhesive wafer for securing the appliance to the user's skin, said wafer having a hole for receiving a stoma and a sealing member for sealing around the stoma disposed in said hole, said sealing member having a hole for receiving  
 5 the stoma, wherein the hole of the sealing member is enlarged by everting the inner rim of the hole towards or away from the stoma or by displacing the inner rim radially outwardly adapting of the size of the hole of the sealing member to the size of the ostomy, aligning the stoma and the hole of the sealing member for accommodating the stoma and placing the sealing member and the body  
 10 side member on the abdomen of the ostomate with the stoma projecting into the hole and moulding the sealing member to seal around the stoma wherein the sealing member is in the form of a ring which has a flange stretching from the outer rim thereof and wherein the sealing member may be substituted separately.

15

Dated this third day of May 2000

COLOPLAST A/S

Patent Attorneys for the Applicant:

F.B. RICE & CO.



1/11

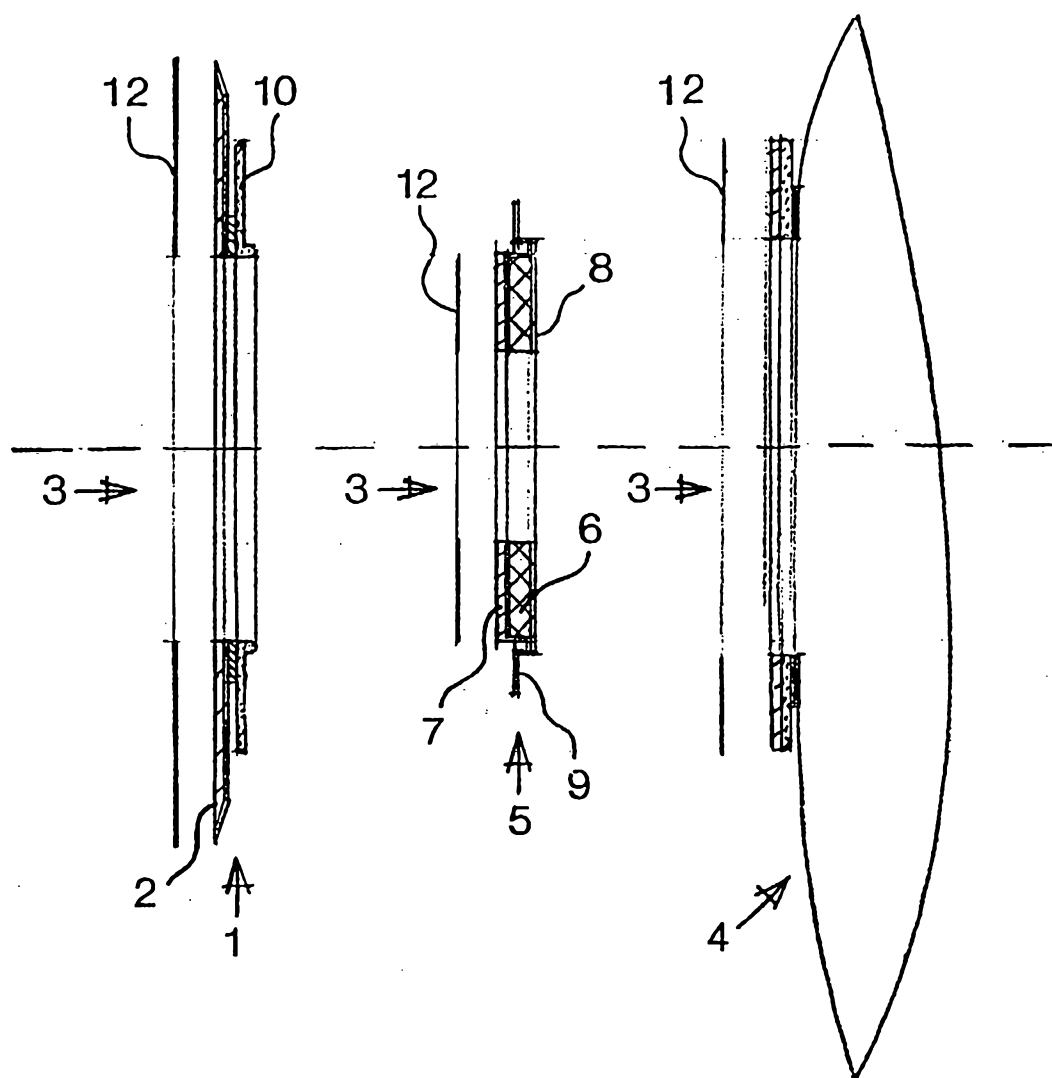


Fig.1

2/11

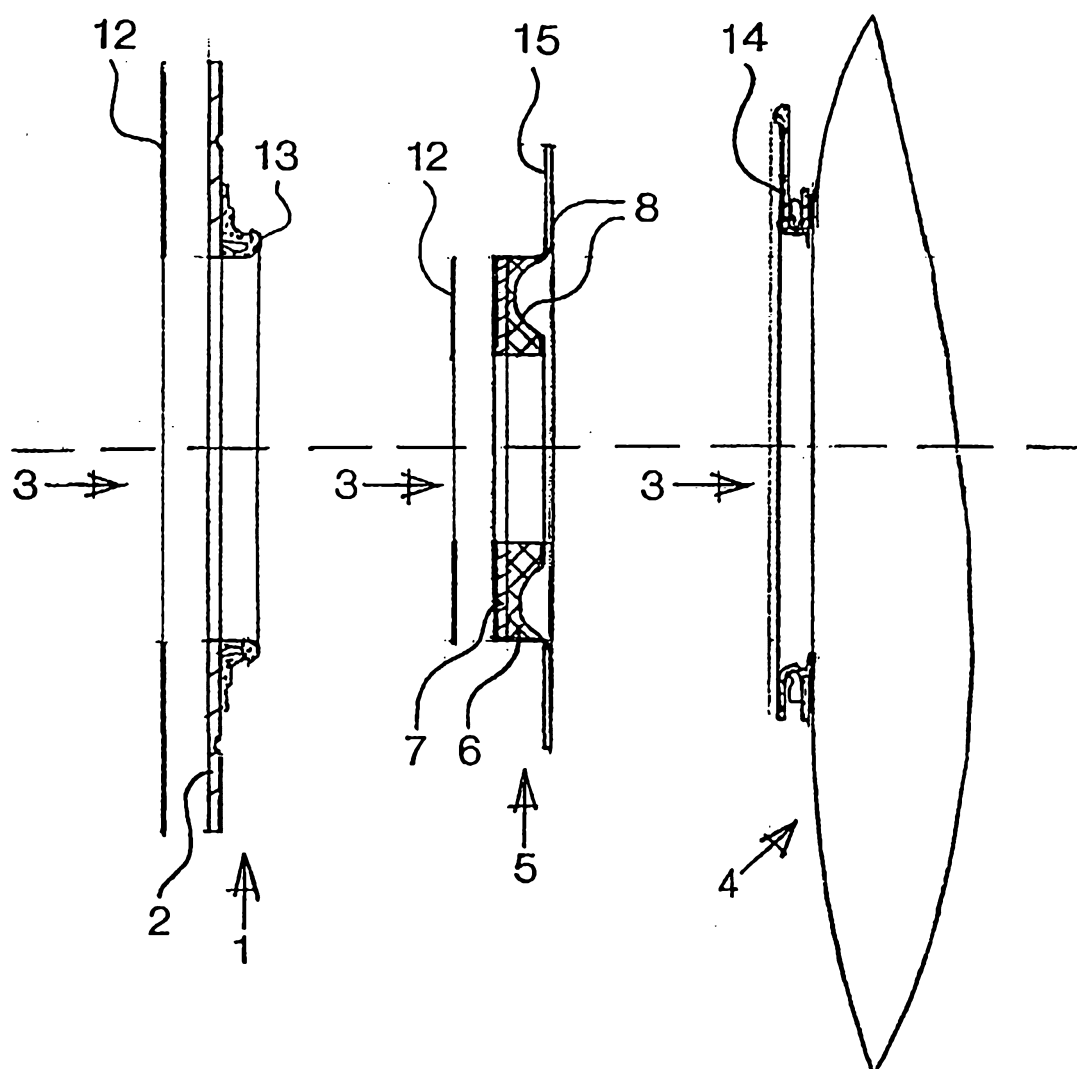


Fig.2



3/11

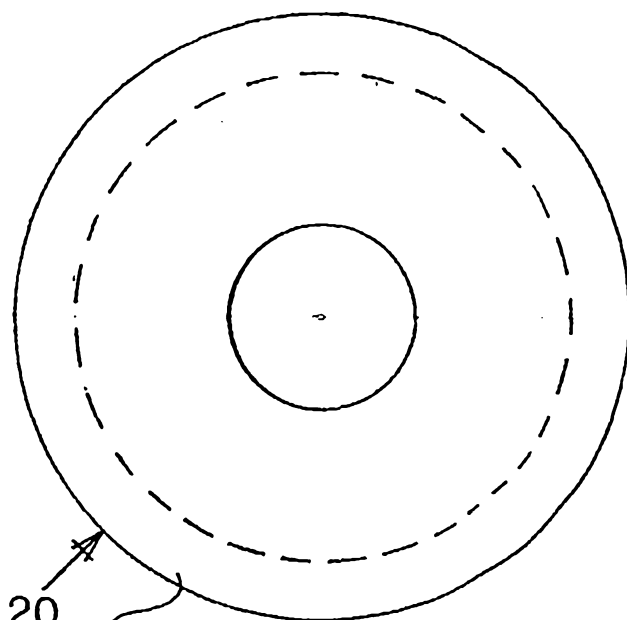


Fig.3

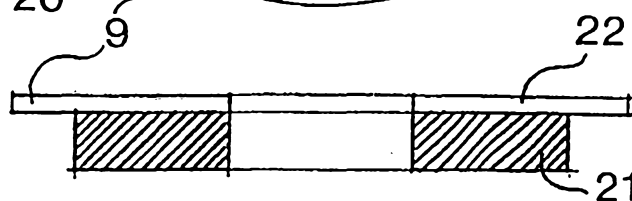


Fig.4

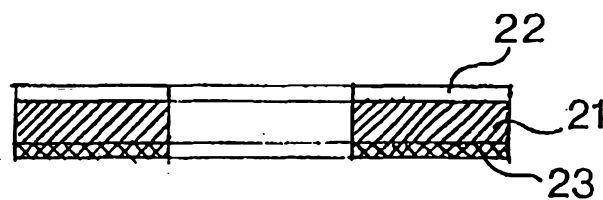


Fig.5

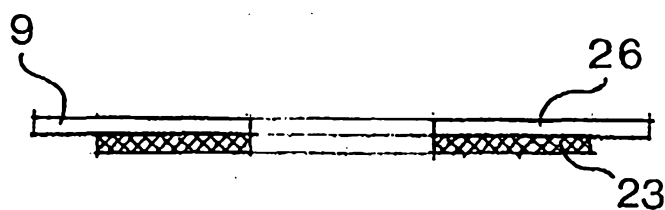


Fig.6

4/11

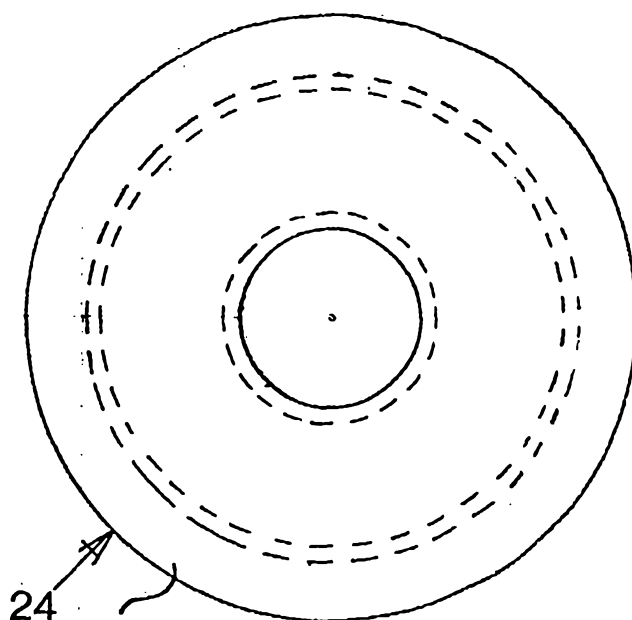


Fig.7

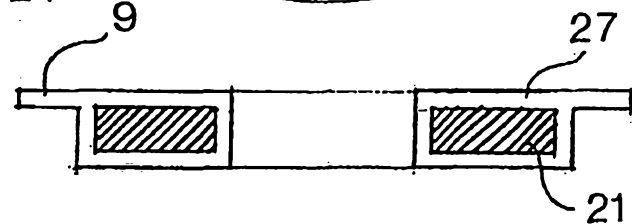


Fig.8

5/11

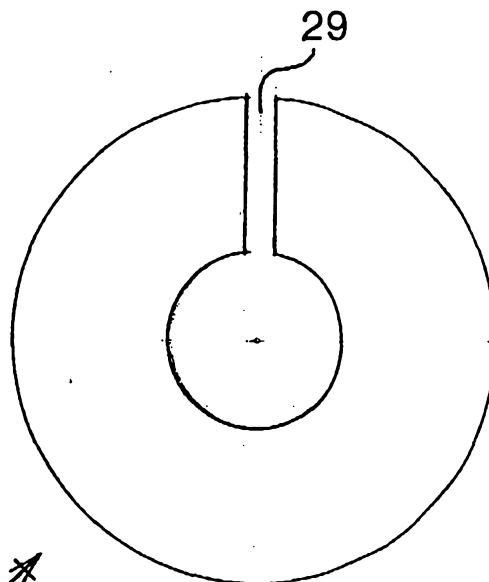


Fig.9

28

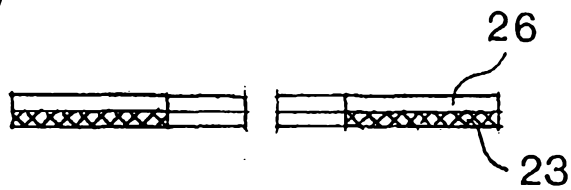


Fig.10

6/11

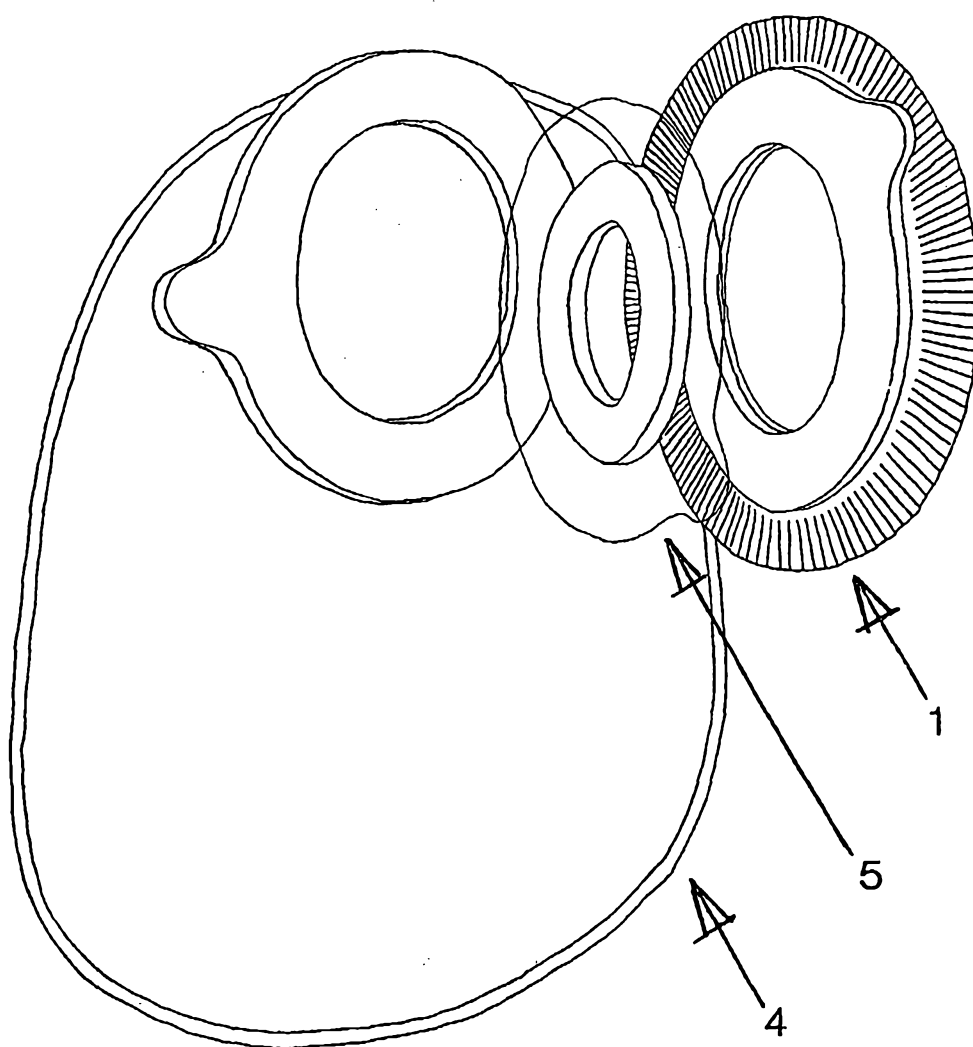


FIG. 11

7/11

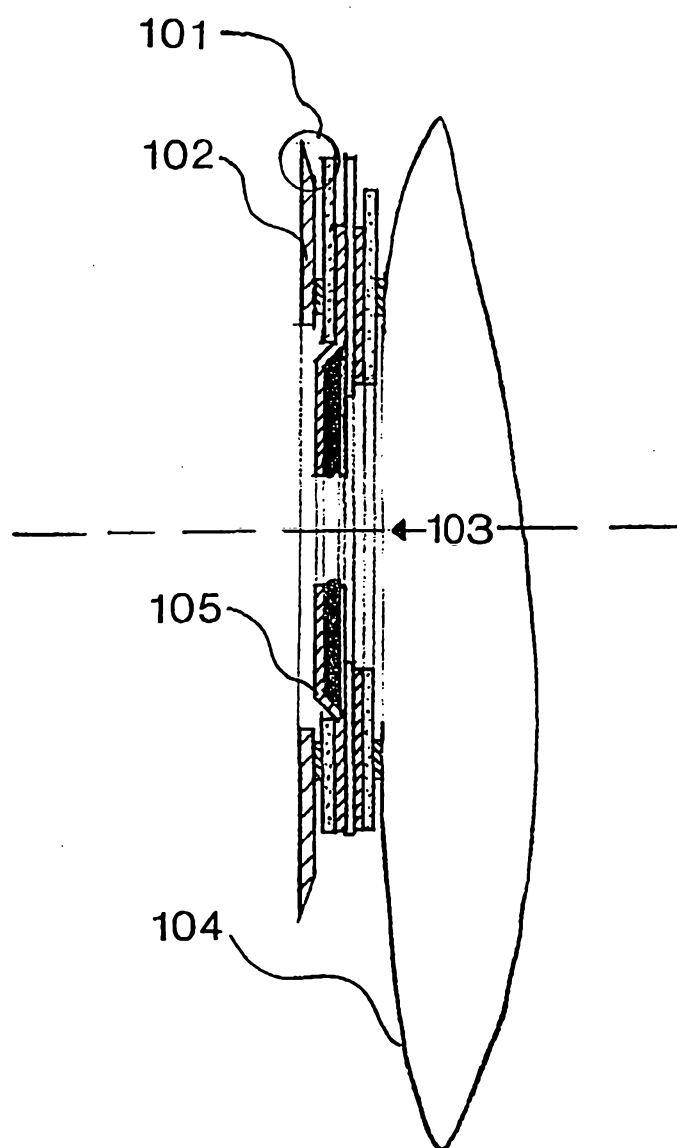


FIG. 12

8/11

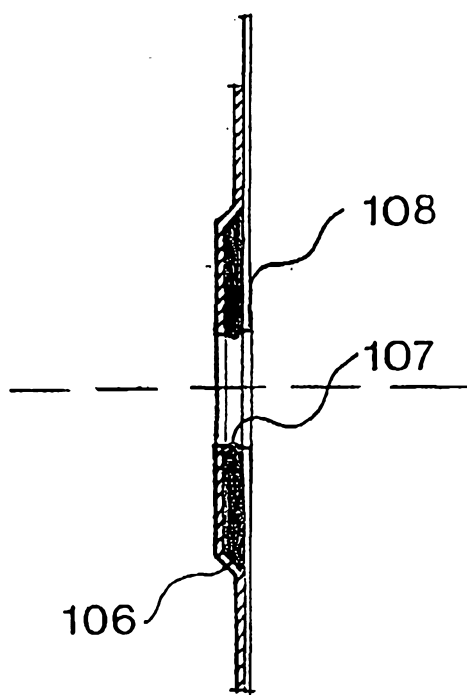


FIG. 13

9/11

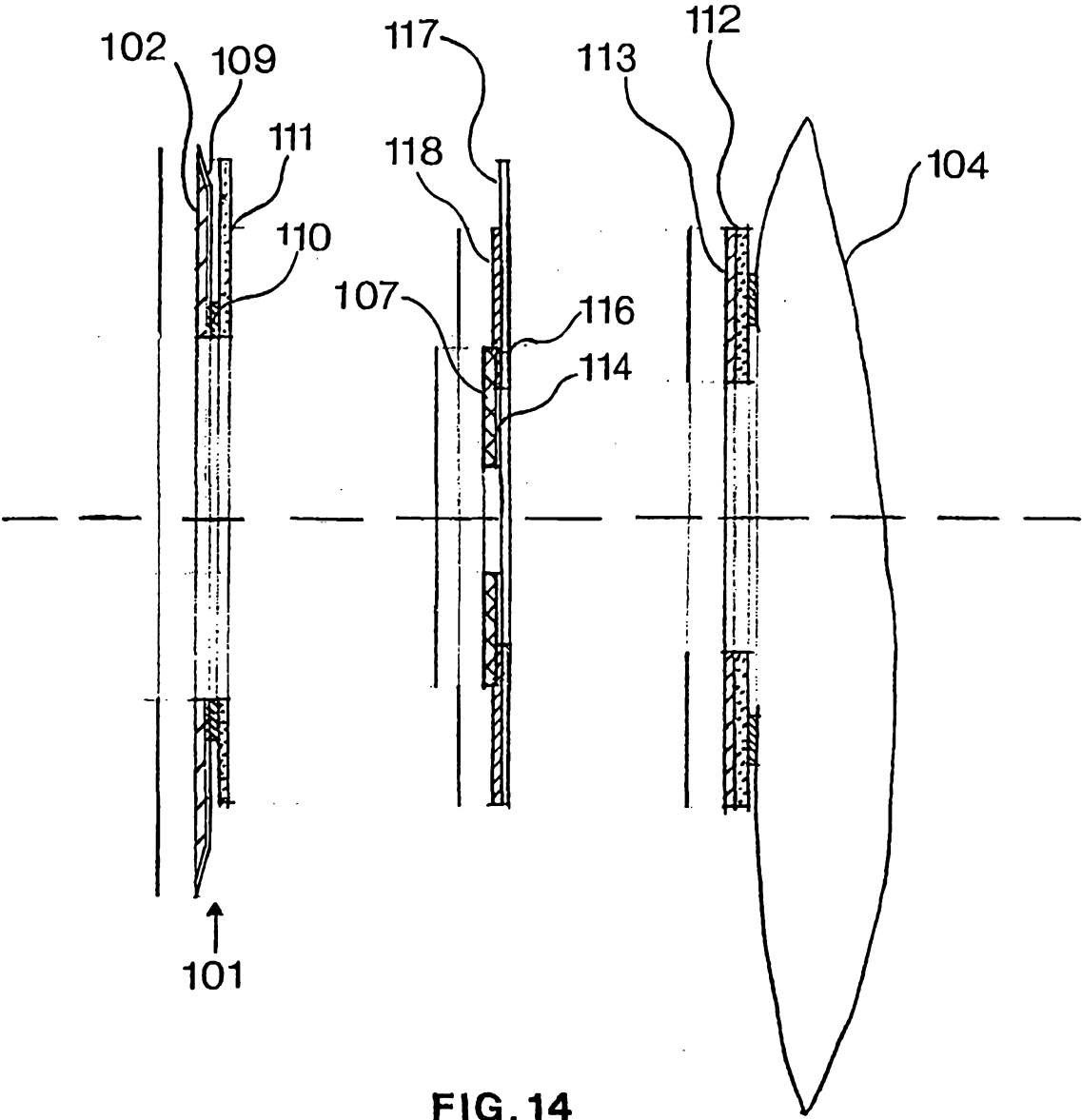


FIG. 14

10/11

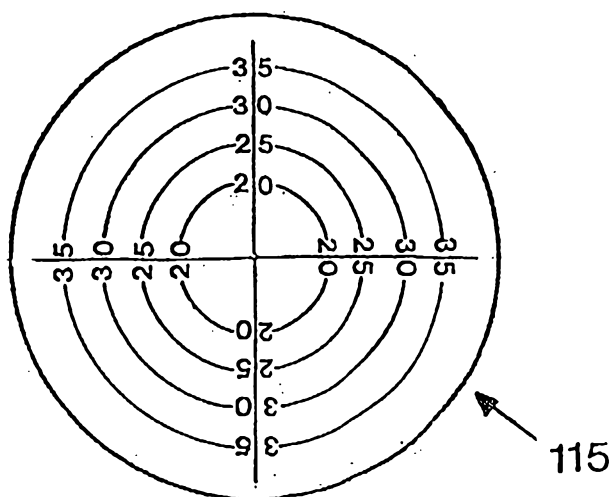


FIG. 15

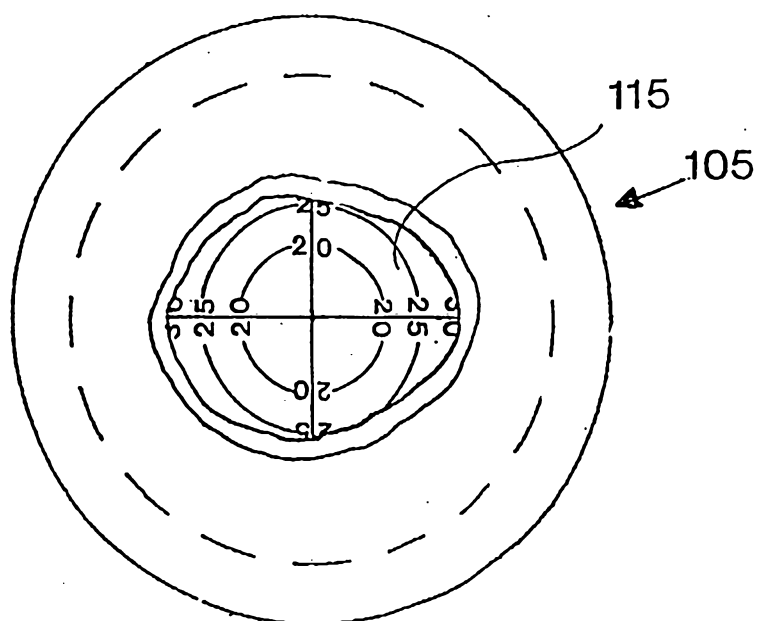


FIG. 16



11/11

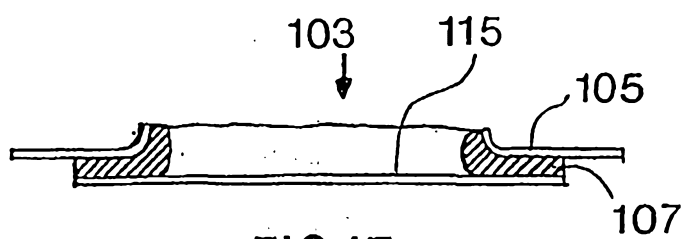


FIG.17

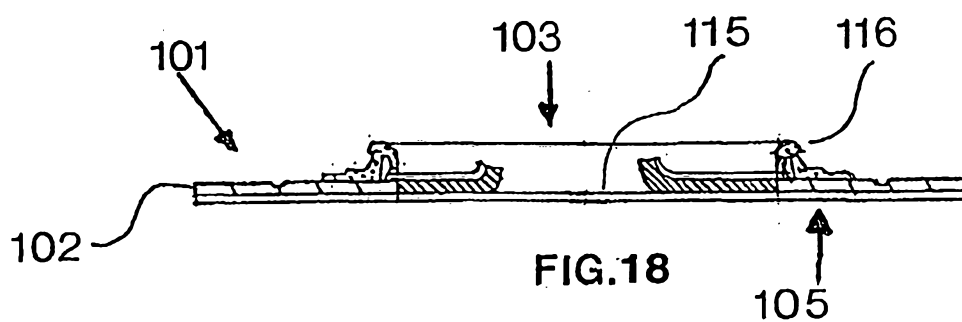


FIG.18