



(86) **Date de dépôt PCT/PCT Filing Date:** 2006/06/27
(87) **Date publication PCT/PCT Publication Date:** 2007/01/04
(45) **Date de délivrance/Issue Date:** 2017/01/17
(85) **Entrée phase nationale/National Entry:** 2007/12/20
(86) **N° demande PCT/PCT Application No.:** GB 2006/002364
(87) **N° publication PCT/PCT Publication No.:** 2007/000590
(30) **Priorités/Priorities:** 2005/06/27 (GB0513127.1);
2005/06/27 (GB0612916.8)

(51) **Cl.Int./Int.Cl. C07F 1/10** (2006.01)
(72) **Inventeur/Inventor:**
GREENER, BRYAN, GB
(73) **Propriétaire/Owner:**
SMITH & NEPHEW PLC, GB
(74) **Agent:** BORDEN LADNER GERVAIS LLP

(54) **Titre : COMPLEXES METALLIQUES BIGUANIDES ANTIMICROBIENS**
(54) **Title: ANTIMICROBIAL BIGUANIDE METAL COMPLEXES**

(57) **Abrégé/Abstract:**

A compound comprising a metal species and a biologically acceptable ligand, wherein the biologically acceptable ligand comprises a biguanide moiety, and wherein the biologically acceptable ligand forms a complex with the metal species in which the metal species is stabilised in an oxidation state greater than 1+. Compositions and medical devices comprising the compound. A method for the treatment or prophylaxis of microbial, including bacterial, infections, comprising the use of such compounds, compositions or medical devices.



(12) INTERNATIONAL APPLICATION PUBLISHED UNDER THE PATENT COOPERATION TREATY (PCT)

(19) World Intellectual Property Organization
International Bureau



(43) International Publication Date
4 January 2007 (04.01.2007)

PCT

(10) International Publication Number
WO 2007/000590 A1

(51) International Patent Classification:
C07F 1/10 (2006.01)

(21) International Application Number:

PCT/GB2006/002364

(22) International Filing Date: 27 June 2006 (27.06.2006)

(25) Filing Language: English

(26) Publication Language: English

(30) Priority Data:

0612916.8	27 June 2005 (27.06.2005)	GB
0513127.1	27 June 2005 (27.06.2005)	GB

(71) Applicant (for all designated States except US): **SMITH & NEPHEW PLC** [GB/GB]; 15 Adam Street, London WC2N 6LA (GB).

(72) Inventor; and

(75) Inventor/Applicant (for US only): **GREENER, Bryan** [GB/GB]; 9 Beck Close, Elvington, York YO42 4BG (GB).

(74) Agent: **CONNORS, Martin**; Smith & Nephew Research Centre, York Science Park, Heslington, York YO10 5DF (GB).

(81) Designated States (unless otherwise indicated, for every kind of national protection available): AE, AG, AL, AM, AT, AU, AZ, BA, BB, BG, BR, BW, BY, BZ, CA, CH, CN, CO, CR, CU, CZ, DE, DK, DM, DZ, EC, EE, EG, ES, FI, GB, GD, GE, GH, GM, HN, HR, HU, ID, IL, IN, IS, JP, KE, KG, KM, KN, KP, KR, KZ, LA, LC, LK, LR, LS, LT, LU, LV, LY, MA, MD, MG, MK, MN, MW, MX, MZ, NA, NG, NI, NO, NZ, OM, PG, PH, PL, PT, RO, RS, RU, SC, SD, SE, SG, SK, SL, SM, SY, TJ, TM, TN, TR, TT, TZ, UA, UG, US, UZ, VC, VN, ZA, ZM, ZW.

(84) Designated States (unless otherwise indicated, for every kind of regional protection available): ARIPO (BW, GH, GM, KE, LS, MW, MZ, NA, SD, SL, SZ, TZ, UG, ZM, ZW), Eurasian (AM, AZ, BY, KG, KZ, MD, RU, TJ, TM), European (AT, BE, BG, CH, CY, CZ, DE, DK, EE, ES, FI, FR, GB, GR, HU, IE, IS, IT, LT, LU, LV, MC, NL, PL, PT, RO, SE, SI, SK, TR), OAPI (BF, BJ, CF, CG, CI, CM, GA, GN, GQ, GW, ML, MR, NE, SN, TD, TG).

Published:

— with international search report

For two-letter codes and other abbreviations, refer to the "Guidance Notes on Codes and Abbreviations" appearing at the beginning of each regular issue of the PCT Gazette.

(54) Title: ANTIMICROBIAL BIGUANIDE METAL COMPLEXES

(57) Abstract: A compound comprising a metal species and a biologically acceptable ligand, wherein the biologically acceptable ligand comprises a biguanide moiety, and wherein the biologically acceptable ligand forms a complex with the metal species in which the metal species is stabilised in an oxidation state greater than 1+. Compositions and medical devices comprising the compound. A method for the treatment or prophylaxis of microbial, including bacterial, infections, comprising the use of such compounds, compositions or medical devices.



WO 2007/000590 A1

ANTIMICROBIAL BIGUANIDE METAL COMPLEXES

This invention relates to compositions comprising compounds for the treatment or prophylaxis of microbial, including bacterial, infection, in particular antimicrobial silver species, to some of such compounds, to medical devices comprising these compounds or compositions, to processes for the provision of such compounds, compositions and devices, and to a method for the treatment or prophylaxis of microbial, including bacterial, infections using such compounds, compositions or devices.

10

The clinical antimicrobial activity and efficacy of silver compounds is well known. These include, e.g. silver(I) nitrate and silver(I) sulphadiazine

The *in vitro* antimicrobial efficacy of silver oxides has recently attracted commercial interest, as their efficacy can exceed that of traditional silver(I) compounds, and probably results from the presence of oxidation states of silver >1 , and silver compounds of average silver oxidation state >1 have been patented for medical applications.

A significant impediment to the exploitation of silver-based antimicrobial therapies in medicine is their poor shelf-life stability and radiation sensitivity.

For example, the +1 oxidation state of silver, while an effective antimicrobial species, is particularly photo-sensitive. Exposure to electromagnetic radiation results in discolouration due to reduction to silver metal.

Further, the combination of silver compounds (including silver halides, silver nitrate, silver carbonate or silver oxides) with medical devices incorporating good donor ligand species (e.g. those comprising sulphur, nitrogen or oxygen atoms) can lead to severe stability problems, including loss of antimicrobial, including antibacterial, activity (due to reduction to silver metal) or discolouration (due to reduction by photographic means). These problems are particularly relevant to the nitrogen-rich polyurethanes on which a significant number of medical-grade materials, including foams, are based.

Compounds of silver(III) stable at room temperature and pressure are relatively rare. One such stable compound is ethylenebis(biguanidinium)-silver(III) sulphate. Such complexes of silver(III) known in the prior art are not
5 formed from biologically acceptable species.

Further, although silver oxides are good examples of highly antimicrobial, including antibacterial, silver compounds, they are poorly compatible with most medical device substrate materials due to their strongly oxidising nature.
10 Polyurethanes in combination with silver oxides results in a silver 'bleeding' process that unevenly discolours the device from shades ranging from yellow to brown. The combination of sugar or polysaccharide-based materials, including hydrogels based on carboxymethylcellulose, results in a similar, highly coloured effect being observed.

15 Biguanides are cationic compounds, which demonstrate good antimicrobial, including antibacterial, activity by microbial membrane disruption. A commercially successful manifestation of this property is embodied by poly(hexamethylenebiguanide) (PHMB), a polymeric biguanide, used to treat
20 water facilities such as swimming pools. The silver(I) complex of PHMB is known (see US 6264936).

It is desirable to provide compositions comprising high oxidation state metal compounds, in particular silver(III) compounds, for the treatment or
25 prophylaxis of microbial, including bacterial, infections, such compositions being stable at room temperature and pressure, compatible with medical device substrate materials, such as polyurethanes, notwithstanding their strongly oxidising properties, and containing no biologically unacceptable moieties, and medical devices incorporating these compounds or
30 compositions.

It is desirable to provide some of such compounds for use in such compositions or devices.

It is desirable to provide a method for the treatment or prophylaxis of microbial, including bacterial, infections using such compounds, compositions or devices.

5 According to a first aspect of the present invention, there is provided a compound comprising a metal species and a biologically acceptable ligand, wherein the biologically acceptable ligand comprises a biguanide moiety, and wherein the biologically acceptable ligand forms a complex with the metal species in which the metal species is stabilised in an oxidation state greater
10 than 1+.

According to a second aspect of the present invention, there is provided a compound for use as a medicament, the compound comprising a metal species and a biologically acceptable ligand, wherein the biologically
15 acceptable ligand comprises a biguanide moiety, and wherein the biologically acceptable ligand forms a complex with the metal species in which the metal species is stabilised in an oxidation state greater than 1+.

According to a third aspect of the present invention, there is provided a
20 compound for use in the treatment or prophylaxis of microbial, including bacterial, infections, comprising a metal species and a biologically acceptable ligand, wherein the biologically acceptable ligand comprises a biguanide moiety, and wherein the biologically acceptable ligand forms a complex with the metal species in which the metal species is stabilised in an oxidation state
25 greater than 1+.

The metal species may be a Group IA or IB metal.

The metal species may be selected from the group consisting of silver,
30 copper, gold, and zinc.

The metal species may be selected from the group consisting of silver (III), copper (III), gold (III), and zinc (IV).

In one aspect, the invention provides a compound for use in the prophylaxis or treatment of a microbial infection in a patient, wherein said compound is a metal-ligand complex, the metal being selected from the group consisting of Ag(III), Cu(III), Au(III), and Zn(IV), and the ligand being a biguanide.

5

According to a fourth aspect of the present invention, there is provided a composition comprising a compound according to the first, second, or third aspects of the present invention.

10 According to a fifth aspect of the present invention, there is provided a medical composition comprising a compound of a Group IA or IB metal in a higher oxidation state for the treatment or prophylaxis of microbial, including bacterial, infections, characterised in that the metal atom or ion is complexed by at least one biologically acceptable ligand comprising a biguanide moiety.

15

On contact with moisture, for example on wound contact, the compounds or compositions according to the invention act as a source of the antimicrobial metal in a higher oxidation state to provide treatment or prophylaxis of microbial, including bacterial, infections.

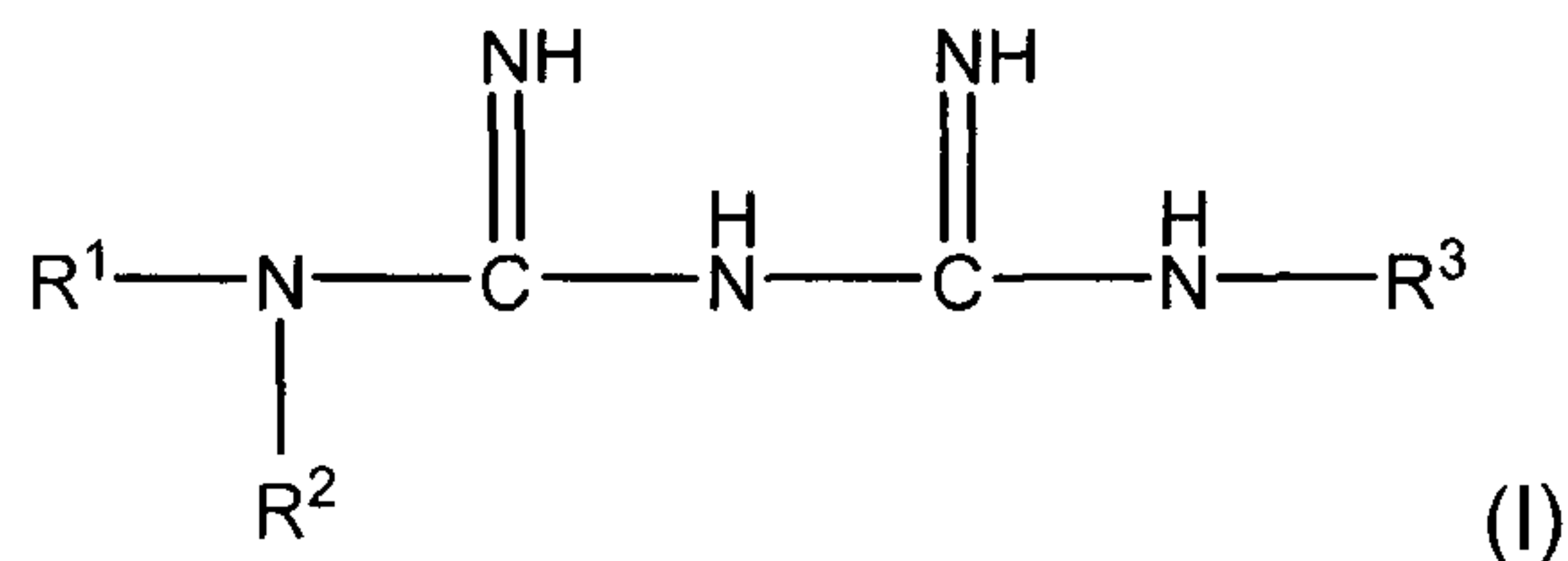
20

When used herein the term 'higher oxidation state' means the following. As is well known to those skilled in the art, in general Group IA or IB metals can have several oxidation states, and when used herein the term 'higher oxidation state' means any oxidation state other than the lowest above 0 and encompasses silver species, such as silver(III); copper species, including copper(III); gold species, including gold(III); and zinc species, including zinc(IV). It therefore means oxidation states greater than 1+.

25

When used herein the term 'ligand comprising a biguanide moiety' means a
30 compound of the formula (I), (II) or (III) below.

It thus includes compounds of formula (I):



where R^1 , R^2 and R^3 may be the same or different and are each H or an optionally substituted hydrocarbyl group, which may be aliphatic, araliphatic or aromatic, with the proviso that at least one of R^1 , R^2 and R^3 is an optionally substituted hydrocarbyl group.

Examples of suitable R^1 , R^2 and R^3 optionally substituted hydrocarbyl groups include

- 10 straight- and branched-chain aliphatic hydrocarbyl groups, such as C_{1-6} alkyl, e.g. methyl, C_{5-8} cycloalkyl, e.g. cyclohexyl;
- araliphatic hydrocarbyl groups including heteroaraliphatic hydrocarbyl groups, optionally substituted in the aryl group, such as phenyl straight- and branched-chain C_{1-6} alkyl, e.g. phenethyl, optionally substituted in the phenyl group by halo, e.g. chloro or fluoro, C_{1-6} alkyl, e.g. methyl, optionally substituted by halo, e.g. chloro or fluoro, e.g. trifluoromethyl, C_{5-8} cycloalkyl, e.g. cyclohexyl, C_{1-6} alkoxy, e.g. methoxy and ethoxy, optionally substituted by halo, e.g. chloro or fluoro, e.g. trifluoromethoxy, C_{5-8} cycloalkyl, e.g. cyclohexyl, and/or nitro; and
- 20 optionally substituted aromatic hydrocarbyl groups, including heteroaromatic hydrocarbyl groups, e.g. phenyl, optionally substituted in the phenyl group by halo, such as chloro or fluoro, C_{1-6} alkyl, e.g. methyl, optionally substituted by halo, e.g. chloro or fluoro, e.g. trifluoromethyl, C_{1-6} alkoxy, e.g. methoxy or ethoxy, optionally substituted by halo, e.g. chloro or fluoro, e.g. trifluoromethoxy, and/or C_{5-8} cycloalkyl, e.g. cyclohexyl; and/or nitro.

Examples of suitable biologically acceptable biguanide ligands thus include

1,1-dimethylbiguanide (metformin), N-butylbiguanide (buformin), N-cyclohexylbiguanide;

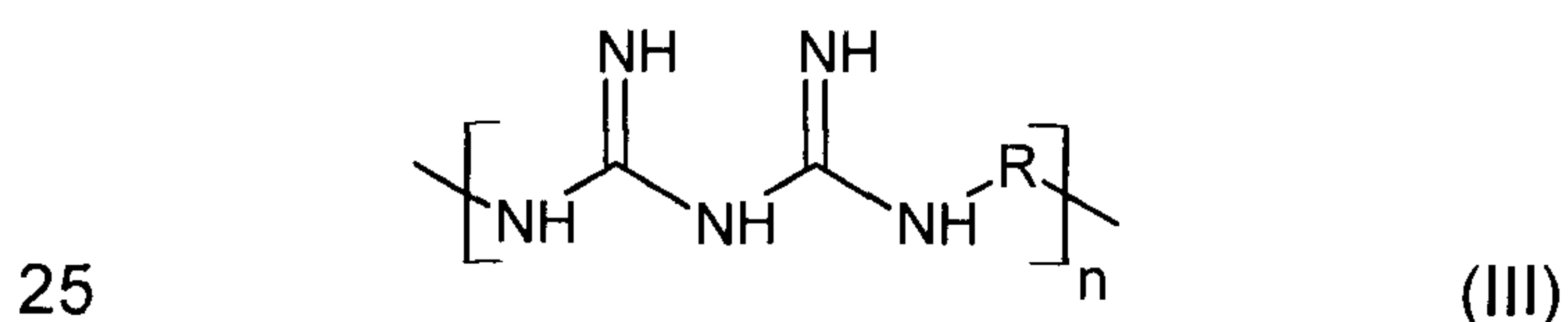
30 N-(1-phenethyl)biguanide (phenformin),

- aliphatic hydrocarbadiyl groups including heteroaraliphatic hydrocarbadiyl groups, optionally substituted in the arylene group, such as phenylene C₁₋₆ straight- and branched-chain alkylene, e.g. 1,4-phenyleneethandi-1,2-yl or 1,4-dimethandiylbenzene, optionally substituted in the phenylene group by
- 5 halo, e.g. chloro or fluoro, C₁₋₆ alkyl, e.g. methyl, optionally substituted by halo, e.g. chloro or fluoro, e.g. trifluoromethyl, C₅₋₈ cycloalkyl, e.g. cyclohexyl, C₁₋₆ alkoxy, e.g. methoxy and ethoxy, optionally substituted by halo, e.g. chloro or fluoro, e.g. trifluoromethoxy, C₅₋₈ cycloalkyl, e.g. cyclohexyl, and/or nitro; and
- 10 optionally substituted aromatic hydrocarbadiyl groups, including heteroaromatic hydrocarbadiyl groups, e.g. phenylene, optionally substituted in the phenylene group by halo, such as chloro or fluoro, C₁₋₆ alkyl, e.g. methyl, optionally substituted by halo, e.g. chloro or fluoro, e.g. trifluoromethyl, C₁₋₆ alkoxy, e.g. methoxy or ethoxy, optionally substituted by halo, e.g.
- 15 chloro or fluoro, e.g. trifluoromethoxy, and/or C₅₋₈ cycloalkyl, e.g. cyclohexyl; and/or nitro.

Preferably, R⁵ is of the formula: (CH₂)_m where m is an integer in the range 3 – 20, more preferably an integer in the range 3 – 9.

- 20 Examples of suitable biologically acceptable biguanide ligands thus include chlorhexidine (1,1'-hexamethylenebis[5-(p-chlorophenyl)biguanide].

It also includes polymeric compounds of formula (III):



where **R** is an optionally substituted hydrocarbadiyl group, which may be aliphatic, araliphatic or aromatic.

- 30 Examples of suitable R optionally substituted hydrocarbadiyl groups include straight- and branched-chain aliphatic hydrocarbadiyl groups, such as C₁₋₂₀

alkylene, such as C₃₋₉ alkylene, e.g. methylene and hexamethylene, C₅₋₈ cycloalkadiyl e.g. cyclohexa-1,4-diyl;

Preferably, R is of the formula: (CH₂)_m where m is an integer in the
5 range 3 – 20, more preferably an integer in the range 3 – 9.

Examples of suitable biologically acceptable biguanide ligands thus include poly[(hexamethylene)biguanide].

10 The most preferable biguanides are those cleared for medical use including poly(hexamethylenebiguanide), chlorhexidine (1,1'-hexamethylenebis[5-(p-chlorophenyl)biguanide], metformin (N', N' dimethylbiguanide), phenformin (phenethylbiguanide) and buformin (N-butylbiguanide).

15 The water solubility of the so formed biguanide complexes can be tailored by the choice of suitable hydrophilic or hydrophobic biguanide ligands. Preferably, the biguanide complex is significantly insoluble in aqueous fluids including bodily fluids including wound exudate, serum, plasma and whole
20 blood.

Preferably, the biguanide complex is coloured and dissociation of metal ions from the complex results in loss of colour intensity compared to the initial complex (biguanides are generally colourless). This offers a method of indicating capacity remaining.

25 In a sixth aspect the present invention provides a compound of a Group IA or IB metal in a higher oxidation state for the treatment or prophylaxis of microbial, including bacterial, infections, characterised in that the metal atom or ion is complexed by at least one a biologically acceptable ligand comprising
30 a biguanide moiety, excluding ethylenebis-(biguanidinium)silver(III) sulphate.

A group of compounds of the sixth aspect of the present invention includes a compound of a Group IA or IB metal in a higher oxidation state for the treatment or prophylaxis of microbial, including bacterial, infections,

characterised in that the metal atom or ion is complexed by at least one biologically acceptable ligand comprising a biguanide moiety of formula (I) as hereinbefore defined.

- 5 Examples of suitable and preferred R^1 , R^2 and R^3 optionally substituted hydrocarbonyl groups and biologically acceptable biguanide ligands include those so described under formula (I).

Another group of compounds of the sixth aspect of the present invention
10 includes a compound of a Group IA or IB metal in a higher oxidation state for the treatment or prophylaxis of microbial, including bacterial, infections, characterised in that the metal atom or ion is complexed by at least one a biologically acceptable ligand comprising a biguanide moiety of formula (II) as hereinbefore defined, in which when R^5 is an optionally substituted straight- or
15 branched-chain aliphatic hydrocarbonyl group, it is C_{3-20} alkylene, such as C_{3-9} alkylene, e.g. methylene and hexamethylene, or C_{5-8} cycloalkadiyl e.g. cyclohexa-1,4-diyl;

Examples of suitable and preferred R^1 , R^2 , R^3 and R^4 optionally substituted
20 hydrocarbonyl groups, and R^5 optionally substituted hydrocarbonyl groups, and biologically acceptable biguanide ligands include those so described under formula (II).

A further group of compounds of the sixth aspect of the present invention
25 includes a compound of a Group IA or IB metal in a higher oxidation state for the treatment or prophylaxis of microbial, including bacterial, infections, characterised in that the metal atom or ion is complexed by at least one biologically acceptable ligand comprising a biguanide moiety of formula (III) as hereinbefore defined.

30

Examples of suitable and preferred optionally substituted hydrocarbonyl groups, and biologically acceptable biguanide ligands include those so described under formula (III).

A further group of compounds of the sixth aspect of the present invention includes a compound of a Group IA or IB metal in a higher oxidation state for the treatment or prophylaxis of microbial, including bacterial, infections, characterised in that the metal atom or ion is complexed by at least one
5 biologically acceptable ligand comprising a biguanide moiety poly(hexamethylenebiguanide), chlorhexidine (1,1'-hexamethylenebis[5-(p-chlorophenyl)biguanide], o-tolylbiguanide and N',N'-dimethylbiguanide.

A group of such compounds includes a compound of silver(III), characterised
10 in that the metal atom or ion is complexed by at least one biologically acceptable ligand comprising a biguanide moiety selected from poly(hexamethylenebiguanide), chlorhexidine (1,1'-hexamethylenebis[5-(p-chlorophenyl)biguanide], o-tolylbiguanide and N',N'-dimethylbiguanide.

15 Such antimicrobial, including antibacterial, compounds are compatible with most medical device substrate materials in spite of their strongly oxidising nature, even in combination with polyurethanes or sugar or polysaccharide-based materials, including hydrogels based on carboxymethylcellulose.

20 The antimicrobial efficacy of such silver compounds on a molar basis exceeds that of traditional silver(I) compounds in which the silver ion is complexed.

The preparation of monomeric silver(III) biguanide compounds is well known to those skilled in the art. In general, a silver(I) salt (e.g. nitrate) is oxidised by
25 an oxidising agent (e.g. sodium persulphate, potassium peroxodisulphate) in the presence of a biguanide ligand. The so-formed complexes can be isolated in a straightforward manner (e.g. by precipitation).

The preparation of the compounds of the sixth aspect of the present invention
30 can be effected in a similar fashion, using at least one biologically acceptable biguanide ligand and a compound of a Group IA or IB metal in its lowest oxidation state. The biguanide is preferably soluble in a common solvent.

Where the Group IA or IB metal in a higher oxidation state is silver(III), silver(I) sources for complexation can be any known sources, including silver acetate, silver acetylacetonate, silver benzoate, silver bromide, silver carbonate, silver chloride, silver citrate, silver cyanate, silver cyclohexanebutyrate, silver fluoride, silver iodide, silver lactate, silver methanesulfonate, silver nitrate, silver perchlorate, silver permanganate, silver phosphate, silver sulfadiazine, silver sulphate, silver tetrafluoroborate, silver thiocyanate, silver p-toluenesulfonate, silver trifluoroacetate and silver trifluoromethanesulphonate.

10

The silver source is preferably soluble in a common solvent.

Oxidising agents for the conversion of silver(I) to silver(III) can be any of those known including sodium persulphate and potassium peroxodisulphate.

15

The oxidising agent is preferably soluble in a common solvent.

Preferred combinations of biguanide, silver source and oxidising agent are those involving:

20 chlorhexidine (1,1'-hexamethylenebis[5-(p-chlorophenyl)biguanide], silver nitrate and sodium persulphate;

PHMB, silver nitrate and sodium persulphate; and

o-tolylbiguanide, silver sulphate and sodium persulphate.

25 Preferred reaction solvents are ethyl alcohol, methyl alcohol and water or combinations of these solvents.

Preferred reaction systems include methanolic solutions of biguanide ligands with aqueous solutions of silver salts to form a silver(I) complex. An aqueous solution of oxidising agent is then added, resulting in the precipitation of the desired silver(III) complex.

30

According to a seventh aspect of the present invention, there is provided a medical device comprising a compound according to the first, second, third or

sixth aspects of the present invention or a composition according to the fourth or fifth aspects of the present invention.

5 Suitable devices include dressings, including topical dressings for the management of wounds, including surgical, acute and chronic wounds, and burns; implants including artificial joints, such as artificial hips and artificial knees, organs and scaffolds for tissue repair and stents; and hospital equipment, such devices including, for example, operating tables.

10 Often the compound of the first, second, third, or sixth aspects of the present invention or a composition of the fourth or fifth aspects of the present invention is present as a coating on a surface of the medical device or a component thereof.

15 Suitable manufacturing methods are known to those in the art and include solvent dipping and powder coating. Preferably, the article to be treated is impregnated with a biguanide compound or biguanide polymer and oxidised in the presence of a silver salt, for example silver(I) nitrate or silver(I) sulphate. Alternatively, the silver(III) biguanide compound or polymer can be
20 manufactured in bulk and applied to the article by physical means, including attachment via an adhesive or powder coating or blasting.

Articles so produced can be stored for long periods, up to several years, at ambient temperature and pressure in traditional sterile packaging.

25

According to an eighth aspect of the present invention, there is provided a method for the treatment or prophylaxis of microbial, including bacterial, infections, comprising the use of a compound according to the first, second, third, or sixth aspects of the present invention, a composition according to the
30 fourth or fifth aspects of the present invention, or a medical device according to the seventh aspect of the present invention.

Such a method for the treatment or prophylaxis of microbial, including bacterial, infections is useful in particular for the management of wounds, including surgical, acute and chronic wounds, and burns.

5 The present invention is further illustrated by the following Examples.

Example 1 Preparation of silver(III) chlorhexidine (1,1'-hexamethylenebis[5-(p-chlorophenyl)biguanide] complex

10 Chlorhexidine (1,1'-hexamethylenebis[5-(p-chlorophenyl)biguanide] (1.00 g) was dissolved in 100 ml warm methanol. To this stirred solution was added dropwise an aqueous solution of silver nitrate (0.34 g) made up in 5 ml distilled water. This was followed dropwise by an aqueous solution of sodium persulphate (0.94 g) made up in 5 ml distilled water. The reaction mixture
15 was warmed until the orange-brown fully developed. The precipitate was Buchner filtered under vacuum, washed three times with warm methanol and stored at ambient temperature and pressure.

Example 2 Preparation of silver(III) PHMB complex

20 PHMB (0.400 g) was dissolved in 50 ml methanol. To this stirred solution was added dropwise an aqueous solution of silver nitrate (0.185 g) made up in 2 ml distilled water. This was followed dropwise by an aqueous solution of sodium persulphate (0.520 g) made up in 2 ml distilled water.

25 The reaction mixture was stirred until the orange-brown fully developed.

The precipitate was Buchner filtered under vacuum, washed three times with warm methanol and stored at ambient temperature and pressure.

30 **Example 3 Preparation of silver(III) o-tolybiguanide complex**

o-tolybiguanide (1.00 g) was dissolved in 50 ml methanol. To this stirred solution was added dropwise an aqueous solution of silver nitrate (0.44 g)

made up in 5 ml distilled water. This was followed dropwise by an aqueous solution of sodium persulphate (1.25 g) made up in 5 ml distilled water.

The reaction mixture was stirred until the orange-brown fully developed.

5

The precipitate was Buchner filtered under vacuum, washed three times with warm methanol and stored at ambient temperature and pressure.

10 **Example 4 Preparation of a silver(III) o-tolylbiguanide complex-coated material**

A 5 cm² swatch of Profore™ WCL (Smith & Nephew Medical Ltd) was immersed in a methanolic solution of o-tolylbiguanide (50 mg/ml) for 5 seconds. The swatch was removed and warm air dried using a hot air gun.

15 The swatch was dipped into an aqueous solution of silver nitrate (10 mg/ml) for 10 seconds, removed and rinsed with excess distilled water. The swatch was then dipped into a warmed aqueous solution of sodium persulphate (10 mg/ml) until the orange colour fully developed (approximately 15 seconds). The swatch was removed, rinsed in excess distilled water and air-dried for
20 storage at ambient temperature and pressure.

Example 5 Preparation of silver(III) chlorhexidine (1,1'-hexamethylenebis[5-(p-chlorophenyl)biguanide] complex formulated in IntraSite Gel

25

5 mg of silver(III) chlorhexidine complex (Example 1) was dispersed by mechanical mixing into 3 g IntraSite Gel (Smith & Nephew Medical Ltd). After 24 h standing, a stable, uniformly orange-coloured hydrogel was formed.

30 **Example 6 Preparation of silver(III) PHMB complex formulated in IntraSite Gel**

5 mg of silver(III) PHMB complex (Example 2) was dispersed by mechanical mixing into 3 g IntraSite™ Gel (Smith & Nephew Medical Ltd). After 24 h standing, a stable, uniformly orange-coloured hydrogel was formed.

5 **Example 7 Evaluation of stability of IntraSite Gel-based silver formulations**

The gel formulations prepared in Examples 5 and 6 were compared to alternative silver source formulations, similarly prepared (5 mg silver species per 3 g IntraSite Gel). Alternative silver sources were: silver nitrate, silver carbonate, silver chloride, silver bromide, silver iodide, silver(I) oxide (Ag₂O) and silver(I,III) oxide (AgO). Each formulation was placed into a sterile transparent plastic tube (Sterilin Ltd) for observation over 24 hours.

15 In every case excepting the silver(III) biguanides prepared in Examples 5 and 6 the formulations had severely discoloured to grey-black, with some multi-coloured discolouration surrounding the oxide particles of the silver oxide formulations.

20 Although this test was conducted for only 24 hours, the same phenomena can be observed, over a matter of days, weeks or months for other silver presentation system containing oxygen, nitrogen or sulphur ligand species or oxidisable substrates (e.g. sugars or polysaccharides).

25 **Example 8 Evaluation of antimicrobial activity of silver(III) biguanides prepared in Examples 1-3**

Pseudomonas aeruginosa NCIMB 8626 and Staphylococcus aureus NCTC 10788 were harvested. Serial 1:10 dilutions were performed to give a final concentration of 10⁸ bacteria/ml. Further dilutions were made for an inoculum count, down to 10⁻⁸ bacteria/ml, with the number of bacteria/ml determined using the pour plate method.

Two large assay plates were then set up and 140 ml of Mueller-Hinton agar was added evenly to the large assay plates and allowed to dry (15 minutes). A further 140 ml of agar was seeded with the corresponding test organism and poured over the previous agar layer. Once the agar had set (15 minutes), the plate was dried at 37 °C for 30 minutes with the lid removed. 8 mm plugs were removed from the plate by biopsy punch.

In triplicate, 10 mg of the compounds prepared in Examples 1-3 were placed onto each plug hole followed by 200 ul sterile water. The plates were then sealed and incubated at 37 °C for 24 hours. The size of the microbial, including bacterial, zone cleared was measured using a Vernier calliper gauge, triplicates were averaged:

Organism	Compound	Zone of Inhibition / mm
<i>Staphylococcus aureus</i> NCTC 10788	Example 1	6.4
<i>Staphylococcus aureus</i> NCTC 10788	Example 2	14.3
<i>Staphylococcus aureus</i> NCTC 10788	Example 3	8.4
<i>Pseudomonas aeruginosa</i> NCIMB 8626	Example 1	5.4
<i>Pseudomonas aeruginosa</i> NCIMB 8626	Example 2	9.5
<i>Pseudomonas aeruginosa</i> NCIMB 8626	Example 3	7.4

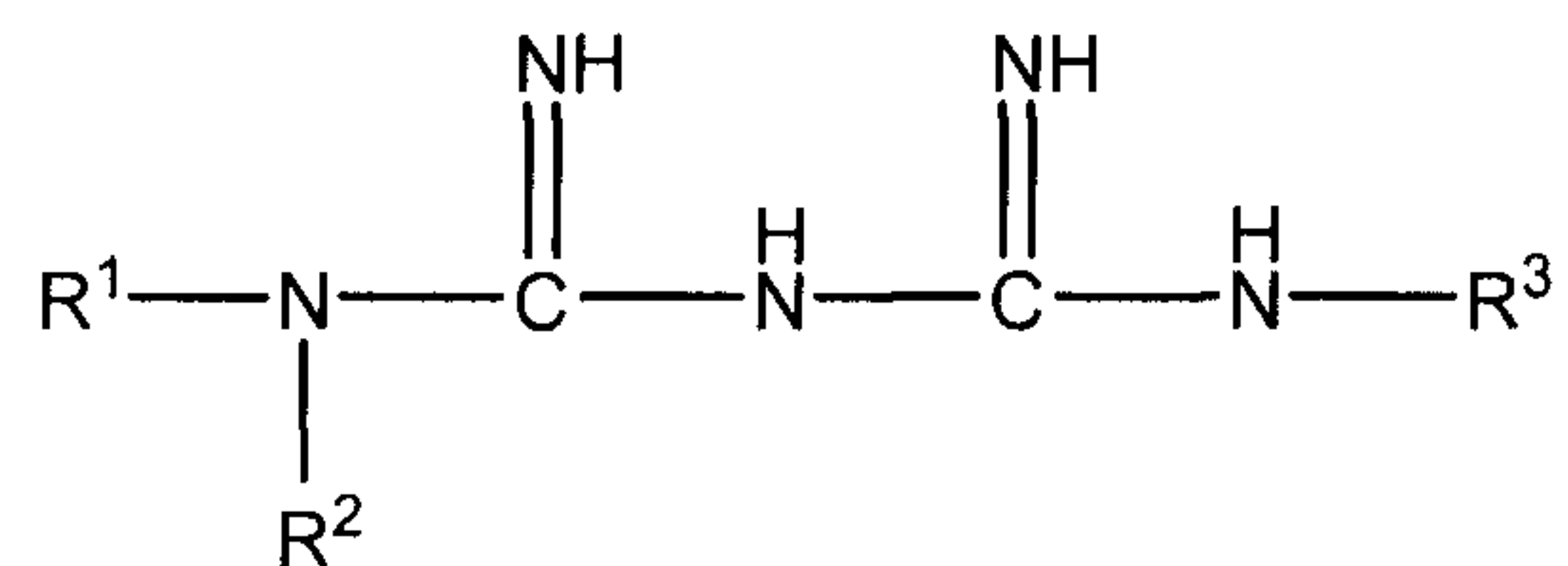
Thus, Examples 1-3 exhibit significant antimicrobial behaviour.

CLAIMS:

1. A compound for use in the prophylaxis or treatment of a microbial infection in a patient, wherein said compound is a metal-ligand complex, the metal being selected from the group consisting of Ag(III), Cu(III), Au(III), and Zn(IV), and the ligand being a biguanide.

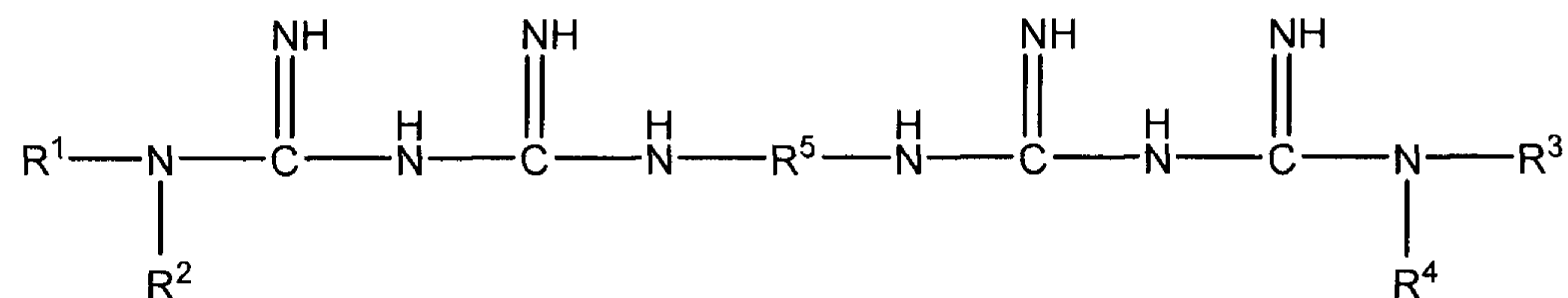
2. The compound according to claim 1, wherein the metal is Ag (III)

3. The compound according to claim 1 or 2, wherein the ligand has the formula:



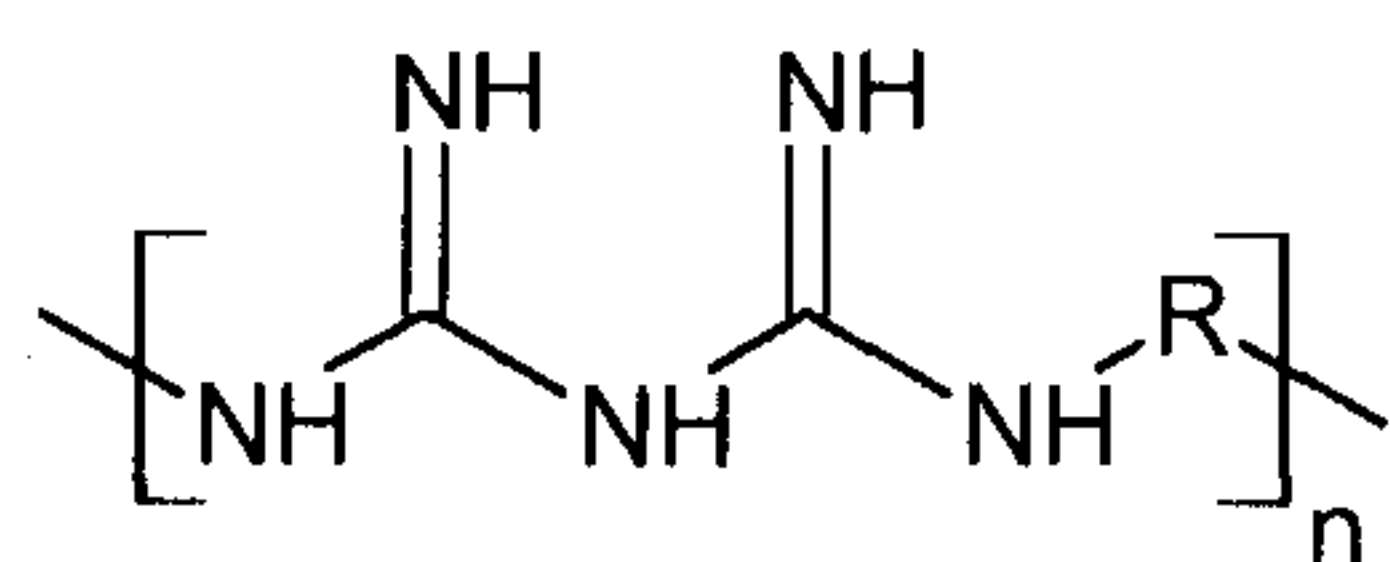
wherein R¹, R², and R³ are independently H or a hydrocarbyl group.

4. The compound according to claim 1 or 2, wherein the ligand has the formula:



wherein R¹, R², R³, and R⁴ are independently H or a hydrocarbyl group and R⁵ is a hydrocarbylene group.

5. The compound according to claim 1 or 2, wherein the ligand has the formula:



wherein R is a hydrocarbylene group and n is 1 or more.

6. The compound according to claim 1 or 2, wherein the ligand is selected from the group consisting of poly(hexamethylenebiguanide), chlorhexidine (1,1'-hexamethylenebis[5-(p-chlorophenyl)biguanide]), metformin (N', N' dimethylbiguanide), phenformin (phenethylbiguanide), and buformin (N-butylbiguanide).
7. A composition comprising the compound according to any one of claims 1 to 6, in admixture with a pharmaceutically acceptable diluent or carrier, for use in the prophylaxis or treatment of a microbial infection.
8. The compound of any one of claims 1 to 6, for use in the prophylaxis or treatment of a bacterial infection.
9. The composition according to claim 7, for use in the prophylaxis or treatment of a bacterial infection.
10. The compound according to claim 8 or the composition according to claim 9, for use in the treatment of a bacterial infection.
11. The compound according to claim 8 or the composition according to claim 9, wherein the bacterial infection is a *Pseudomonas aeruginosa* or *Staphylococcus aureus* infection.
12. A medical device comprising the compound according to any one of claims 1 to 6 or the composition according to claim 7.
13. The medical device of claim 12, wherein the medical device comprises a wound or burn dressing, an implant, a scaffold for tissue repair, or a stent.