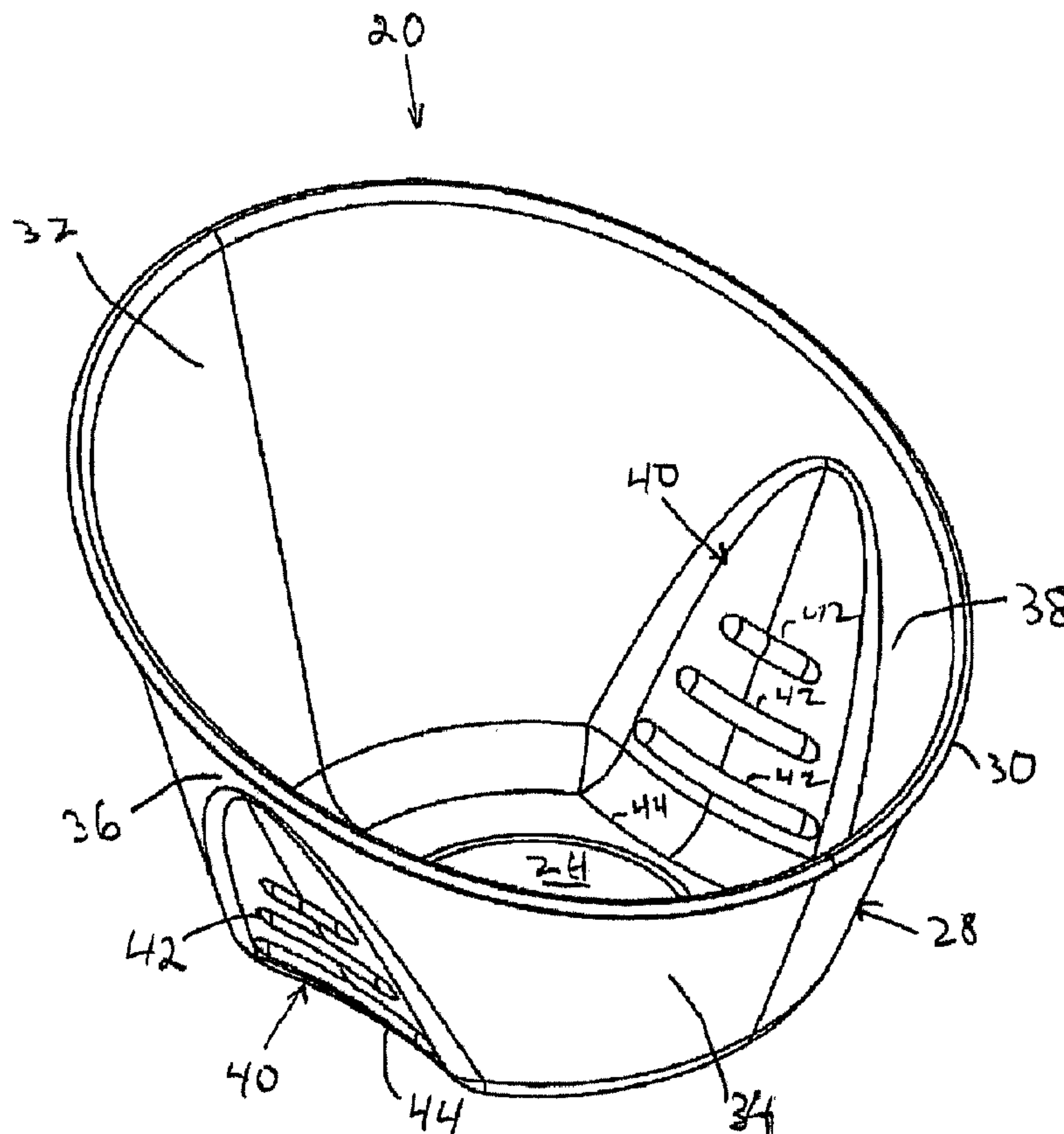




(86) **Date de dépôt PCT/PCT Filing Date:** 2011/08/16  
 (87) **Date publication PCT/PCT Publication Date:** 2012/02/23  
 (45) **Date de délivrance/Issue Date:** 2018/01/16  
 (85) **Entrée phase nationale/National Entry:** 2013/02/18  
 (86) **N° demande PCT/PCT Application No.:** US 2011/047963  
 (87) **N° publication PCT/PCT Publication No.:** 2012/024322  
 (30) **Priorité/Priority:** 2010/08/16 (US12/857,042)

(51) **Cl.Int./Int.Cl. B65D 81/00** (2006.01)  
 (72) **Inventeurs/Inventors:**  
 CANNON, ARTHUR DICKSON, US;  
 MOORE, DEVIN LEE, US;  
 NEWTON, JESSE MARIE, US;  
 NEWTON, ALEX WORTHY, US;  
 WONG-SHUI, BRIAN ANDREW, US  
 (73) **Propriétaire/Owner:**  
 CANNON FINANCIAL, INC., US  
 (74) **Agent:** SHAPIRO COHEN LLP

(54) **Titre : RECIPIENT POUR CONDIMENT ET SAUCE**  
 (54) **Title: CONDIMENT AND SAUCE CONTAINER**



(57) **Abrégé/Abstract:**

A container for holding a dipping condiment or sauce and allowing a user to wipe a food item to remove excess condiment or sauce. The container has a base and a side wall having one portion higher than an opposing portion, the wall including at least one

**(57) Abrégé(suite)/Abstract(continued):**

ridge, groove or other fluid retention device. The wall also includes a pair of opposing inwardly curved gripping surfaces for facilitating gripping by a user's fingers, the gripping surfaces including ribs or grooves. The container may also include a lid which snap fits onto the lip of the container.

(12) INTERNATIONAL APPLICATION PUBLISHED UNDER THE PATENT COOPERATION TREATY (PCT)

(19) World Intellectual Property Organization  
International Bureau(43) International Publication Date  
23 February 2012 (23.02.2012)(10) International Publication Number  
**WO 2012/024322 A3**(51) International Patent Classification:  
*B65D 81/00* (2006.01)(US). WONG-SHUI, Brian Andrew [US/US]; 2223  
Meadowvale Drive, Atlanta, Georgia 30345 (US).(21) International Application Number:  
PCT/US2011/047963(74) Agent: BERNSTEIN, Jason A.; Barnes & Thornburg  
LLP, 3475 Piedmont Road, N.E., Suite 1700, Atlanta,  
Georgia 30305-2954 (US).(22) International Filing Date:  
16 August 2011 (16.08.2011)(81) Designated States (*unless otherwise indicated, for every  
kind of national protection available*): AE, AG, AL, AM,  
AO, AT, AU, AZ, BA, BB, BG, BH, BR, BW, BY, BZ,  
CA, CH, CL, CN, CO, CR, CU, CZ, DE, DK, DM, DO,  
DZ, EC, EE, EG, ES, FI, GB, GD, GE, GH, GM, GT,  
HN, HR, HU, ID, IL, IN, IS, JP, KE, KG, KM, KN, KP,  
KR, KZ, LA, LC, LK, LR, LS, LT, LU, LY, MA, MD,  
ME, MG, MK, MN, MW, MX, MY, MZ, NA, NG, NI,  
NO, NZ, OM, PE, PG, PH, PL, PT, QA, RO, RS, RU,  
SC, SD, SE, SG, SK, SL, SM, ST, SV, SY, TH, TJ, TM,  
TN, TR, TT, TZ, UA, UG, US, UZ, VC, VN, ZA, ZM,  
ZW.

(25) Filing Language: English

(26) Publication Language: English

(30) Priority Data:  
12/857,042 16 August 2010 (16.08.2010) US(71) Applicant (*for all designated States except US*): CAN-  
NON FINANCIAL, INC. [US/US]; Suite 1500, 3003  
Summit Boulevard, Atlanta, Georgia 30319 (US).

(72) Inventors; and

(75) Inventors/Applicants (*for US only*): CANNON, Arthur  
Dickson [US/US]; P.O. Box 936, Hiawassee, Georgia  
30546 (US). MOORE, Devin Lee [US/US]; 136 Bucher  
Drive, Decatur, Georgia 30030 (US). NEWTON, Jesse  
Marie [US/US]; Apt. 10, 906 Briarcliff Road, Atlanta,  
Georgia 30306 (US). NEWTON, Alex Worthy [US/US];  
Apt. 10, 906 Briarcliff Road, Atlanta, Georgia 30306(84) Designated States (*unless otherwise indicated, for every  
kind of regional protection available*): ARIPO (BW, GH,  
GM, KE, LR, LS, MW, MZ, NA, SD, SL, SZ, TZ, UG,  
ZM, ZW), Eurasian (AM, AZ, BY, KG, KZ, MD, RU, TJ,  
TM), European (AL, AT, BE, BG, CH, CY, CZ, DE, DK,  
EE, ES, FI, FR, GB, GR, HR, HU, IE, IS, IT, LT, LU,  
LV, MC, MK, MT, NL, NO, PL, PT, RO, RS, SE, SI, SK,

[Continued on next page]

(54) Title: CONDIMENT AND SAUCE CONTAINER

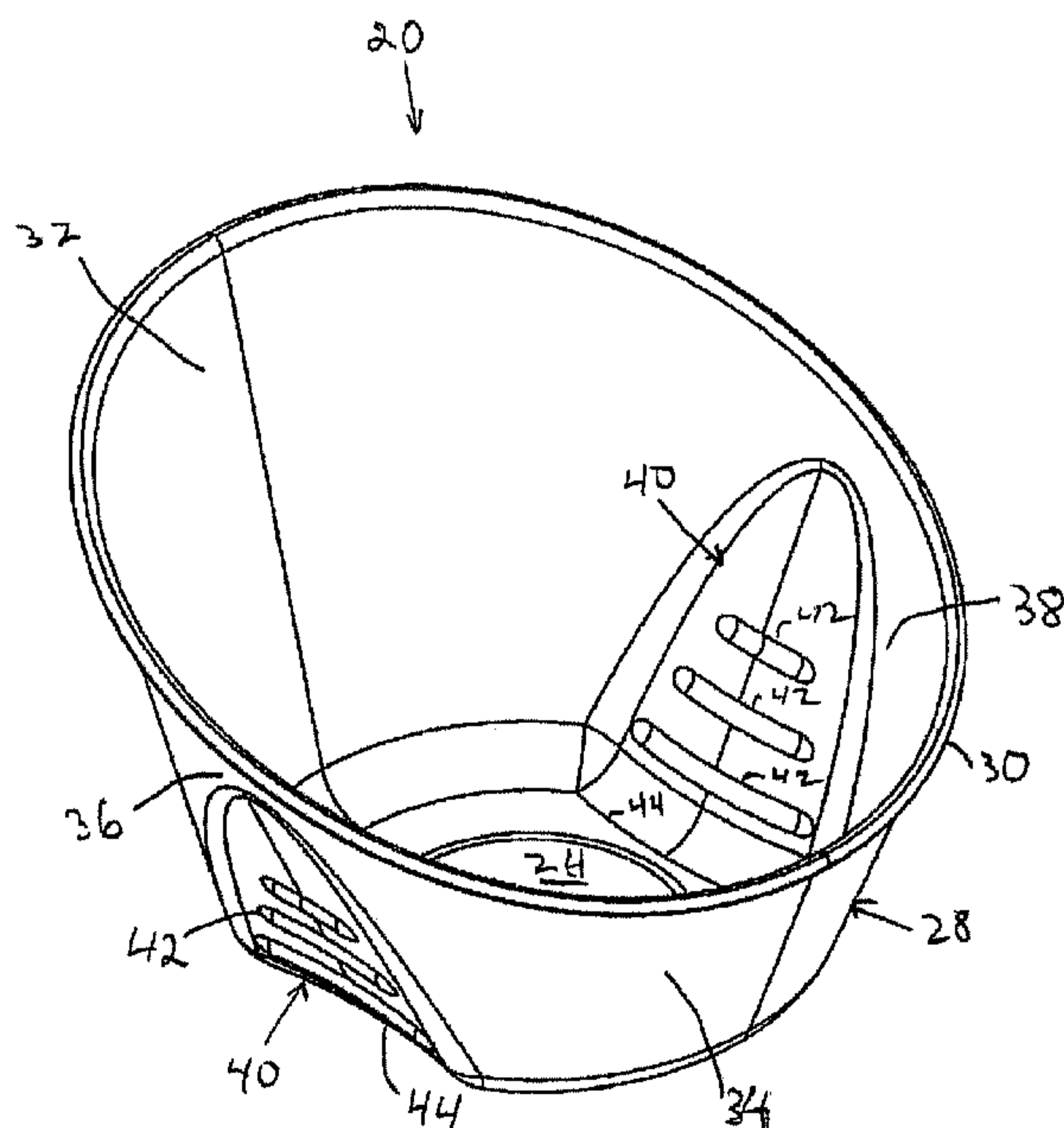


FIG. 1

(57) Abstract: A container for holding a dipping condi-  
ment or sauce and allowing a user to wipe a food item to  
remove excess condiment or sauce. The container has a  
base and a side wall having one portion higher than an op-  
posing portion, the wall including at least one ridge,  
groove or other fluid retention device. The wall also in-  
cludes a pair of opposing inwardly curved gripping sur-  
faces for facilitating gripping by a user's fingers, the grip-  
ping surfaces including ribs or grooves. The container  
may also include a lid which snap fits onto the lip of the  
container.

**WO 2012/024322 A3**



SM, TR), OAPI (BF, BJ, CF, CG, CI, CM, GA, GN, GQ,  
GW, ML, MR, NE, SN, TD, TG).

— *before the expiration of the time limit for amending the  
claims and to be republished in the event of receipt of  
amendments (Rule 48.2(h))*

**Published:**

— *with international search report (Art. 21(3))*

**(88) Date of publication of the international search report:**  
12 April 2012

## CONDIMENT AND SAUCE CONTAINER

## FIELD OF THE INVENTION

[001] The present invention relates to containers for holding, storing and dispensing liquids, such as sauce, dressing or other items.

## BACKGROUND

5 [002] Food items served with sauces or other condiments (such as ketchup, mustard, dressings, or the like) for dipping are common (generically, the foregoing referred to herein as condiments). Typically, the condiment is provided in a small round plastic container which may or may not have a lid. A problem with such a container is that it is not convenient or efficient to remove excess condiment on the container rim after the food  
10 item is dipped therein, resulting in excess condiment remaining on the food item. Also, round containers are difficult to grasp when a user's fingers may be slippery from condiment, grease, or the like which may accumulate during eating.

## SUMMARY OF EMBODIMENTS

[003] A container for holding and storing sauces and other liquids, comprising:  
15 a base having a) a flat base bottom; b) a frusto-conical wall extending upward from the bottom and having a rim, the wall having i) a first section, ii) a second section opposing the first section, the first section having a height greater than the second section, iii) a third section, and iv) a fourth section opposing the third section, the third and fourth sections each having an inwardly curved gripping section, the gripping section having at  
20 least one gripping surface; and, c) a lip extending around the rim of the wall, wherein the gripping section includes a plurality of retention devices selected from the group consisting of protrusions, grooves, recesses, ribs, ridges, steps, bumps, spikes, domes, fingers, nibs, and combinations of the foregoing, and wherein the retention devices extend in horizontal direction

25 [004] According to an embodiment a container is provided for holding and storing sauces and other liquids, comprising a base having a generally flat base bottom, a generally frusto-conical wall extending upward from the bottom and having a rim, the wall having a first section, a second section opposing the first section, the first section

having a height greater than the second section, a third section, and a fourth section opposing the third section, the third and fourth sections each having an inwardly curved gripping section, the gripping section having at least one gripping surface a lip extending substantially around the rim of the wall.

5 [005] The wall first section has at least one and preferably a plurality of fluid retention devices for retaining fluid when a food item is wiped across the retention devices. The retention devices can be ribs, grooves, bumps, other protrusions, combinations and mixtures of the foregoing or the like.

10 [006] The container may have a lid adapted to snap fit over the lip, the lid having a generally flat lid bottom, a lid wall extending upward from the lid bottom, the lid wall having a first section and a second section, the first section having a height greater than the second section, a seal portion comprising a first flange extending generally outward and generally perpendicular to the lid wall and a second flange extending generally downward from the first flange, the seal portion being adapted to mate with the lid and  
15 form a seal therewith, whereby the lid wall first section is generally aligned with the base wall first section.

[007] The gripping section may include a plurality of retention devices to facilitate gripping. The retention devices can be grooves, ribs, bumps, combinations of the foregoing or the like.

20 [008] The container is preferably constructed to allow a number of containers to nest and stack to minimize storage space. The lid is similarly constructed. When the lid is attached to the container a number of lid-container units can be stacked to permit storage of pre-filled containers.

#### BRIEF DESCRIPTION OF THE DRAWINGS

25 [009] Embodiments of the invention are illustrated in the drawings in which like reference characters designate the same or similar parts throughout the figures of which:

[0010] Fig. 1 is a perspective view of a container base according to one exemplary embodiment of the present invention.

[0011] Fig. 2 is a bottom plan view of the base of Fig. 1.

[0012] Fig. 3 is a side elevation view of the base of Fig. 1.

[0013] Fig. 4 is a top plan view of the base of Fig. 1.

[0014] Fig. 5 is a perspective view of a lid according to one exemplary embodiment of the present invention.

5 [0015] Fig. 6 is a perspective view of the base of Fig. 1 and the lid of Fig. 5 in which the lid is in position over the base.

[0016] Fig. 7 is a perspective view of the lid attached to the base.

[0017] Fig. 8 is a perspective view of a first alternative embodiment of a base, including a plurality of retention devices.

10 [0018] Fig. 9 is a perspective view of a second alternative of a lid including a tab.

[0019] Fig. 10 is a perspective view of a container base with condiment showing a food item being wiped across the lip and retention devices.

#### DETAILED DESCRIPTION

[0020] Figs. 1-7 show one exemplary embodiment of a container 10 having a base 20 and  
15 a lid 22. Figs. 1-4 show the details of the base 20, which generally has a bottom 24, a wall 28 and a lip 30.

[0021] The wall 28 has a first section 32, second section 34, third section 36 and fourth section 38. The first and second sections 32, 34 oppose each other and the first section 32 has a height greater than that of the second section 34 so that the lip 30 is angled with  
20 respect to the base 20. The wall 28 may flare outward in a generally frusto-conical shape. The general relationship between the diameter of the base 20 and the lip 30 is such that a container is created which, when placed on a flat surface, is generally resistant to tipping when a condiment is placed therein.

[0022] The third and fourth sections 36, 38 oppose each other and each has a recessed  
25 area which serves as a gripping area 40. Each recessed gripping area 40 may curve inward slightly so that a user can grip the gripping areas 40 with a thumb and opposing finger. Each gripping area 40 may optionally have one or more gripping surfaces 42, which may take the form of protrusions, grooves, recesses, ribs, ridges, steps, bumps, spikes, domes,

fingers, nibs, and combinations of the foregoing. The gripping area 40 may extend to the base 20 (as shown in Fig. 1) or may extend only toward the base 20. If the former, the gripping area 40 may optionally create a curved notched out area 44 in the base 20.

[0023] The lip 30 may extend outward from the wall 28. Alternatively, the lip 30 may  
5 have a flange which extends both outward and inward.

[0024] Turning to Fig. 5, the lid 22 includes a bottom 60 and a sidewall 62. The sidewall 62 has a first section 64 that is greater in height than a second section 66. A rim 68 has a seal 70 comprising a first flange 72 and a second flange 74, the seal 70 being adapted to mate over the lip 30 by a friction or snap fit to seal the container base 10, as shown in  
10 Figs. 6-7. The seal 70 can be one which is removable and resealable, or, the seal 70 can be a seal which is formed so that in use, a container 10 filled with condiment has the lid 22 and seal 70 formed to provide a seal which can be unsealed only once (such as a milk jug cap seal). In such an embodiment the seal 70 may have a weakened or frangible area which a user can separate or remove by pulling on a tab 90 (see Fig. 9 and as described  
15 hereinbelow).

[0025] The container 10 may be made of any suitable material, such as, but not limited to, polymer plastic, stainless steel, aluminum, paper/cellulose, wood, recycled or recyclable material, edible materials, mixtures and combinations of the foregoing or the like and may be formed by any suitable manufacturing process, such as, but not limited to, vacuum  
20 forming, blow molding, or the like.

[0026] The lid bottom 60 can be marked with a pen, pencil or marker with the contents, or can have a sticker adhered to or a stamp placed on the bottom 60 as advertising.

[0027] In one use, a server can place a quantity of liquid, such as a condiment 78 (e.g., ketchup or mustard), sauce (e.g., barbeque) or dressing (e.g., ranch, blue cheese) (the  
25 foregoing referred to generically as "condiment(s)", but is intended to include such items as can be contained in the container), in the base 20 and attach the lid 22 to the base 20 to prevent spilling. The container 10 can be served with various food items suitable for dipping, such as, but not limited to, chicken wings, vegetable sticks, fried cheese sticks, spring rolls or the like. The user can then remove the lid 22 and dip the food item into the  
30 condiment and wipe the excess condiment on the lip 30, such as proximate the wall first section 32. As the food item is raked across the lip 30 the excess condiment is retained by

the lip 30 and flows down the wall 28 and back into the container base 20. The angle and diameter of the wall first section 32 is such that the condiment is retained in the base 20.

[0028] A user can pick the base 20 up and hold it between his or her fingers, using the gripping areas 40 to hold the base 20. The gripping surfaces 42 help to maintain the user's grip, particularly when the user's fingers may be slippery, wet or greasy or have excess condiment on them.

[0029] In a first alternative embodiment, shown in Fig. 8, the base 20 can have at least one, and preferably a plurality of fluid retention devices 80, such as, but not limited to, protrusions, grooves, recesses, ridges, steps, bumps, spikes, domes, fingers, nibs, combinations and mixtures of the foregoing or the like formed as part of the wall 28, such as part of the first section 34 (it being understood that other portions of the wall can include such retention devices 80). The condiment retention device 80 helps to retain excess 79 condiment 78 (see Fig. 10) when the user wipes the food item across the lip 30 and the wall 32.

[0030] The base 20 can be nestably stacked with multiple bases 20 to minimize the area needed for storage. Similarly, the lid 22 can be nestably stacked with a plurality of other lids 22. The base bottom 24 and lid bottom 60 are generally the same diameter so that multiple containers 10 (in which the lid 22 is fitted on the base 20) with or without condiments, can be stacked. In this manner, a set of different condiments can be conveniently carried from kitchen to table by stacking several containers 10 on top of each other without fear of spilling or inadvertently mixing the contents. Containers 10 can be filled with condiments, sealed, and stacked and stored, such as in a refrigerator, until used.

[0031] The lid 22 can optionally have a tab 90 (as shown in Fig. 9) to aid in removal of the lid 22.

[0032] In one exemplary embodiment, the container base 20 can be a 2, 3 or 4 ounce capacity size. It is to be understood that the size and proportions can be adapted for different uses. Similarly, the angle of the wall 28 can be modified as the use requires. For example, the container 10 can be adapted for use as a paint container such that a user can hold the container in one hand and dip a small brush in to reservoir of paint, wiping the excess paint off using the lip 30 or the retention devices 80 (see Fig. 8).

[0033] Although only a few exemplary embodiments of this invention have been described in detail above, those skilled in the art will readily appreciate that many modifications are possible in the exemplary embodiments without materially departing from the novel teachings and advantages of this invention. Accordingly, all such  
5 modifications are intended to be included within the scope of this invention as defined in the following claims.

[0034] As used in the specification and the appended claims, the singular forms “a,” “an” and “the” include plural referents unless the context clearly dictates otherwise. Ranges may be expressed herein as from “about” one particular value, and/or to “about” another  
10 particular value. When such a range is expressed, another embodiment includes from the one particular value and/or to the other particular value. Similarly, when values are expressed as approximations, by use of the antecedent “about,” it will be understood that the particular value forms another embodiment. It will be further understood that the endpoints of each of the ranges are significant both in relation to the other endpoint, and  
15 independently of the other endpoint.

[0035] “Optional” or “optionally” means that the subsequently described event or circumstance may or may not occur, and that the description includes instances where said event or circumstance occurs and instances where it does not.

[0036] Throughout the description and claims of this specification, the word “comprise”  
20 and variations of the word, such as “comprising” and “comprises,” means “including but not limited to,” and is not intended to exclude, for example, other additives, components, integers or steps. “Exemplary” means “an example of” and is not intended to convey an indication of a preferred or ideal embodiment. “Such as” is not used in a restrictive sense, but for explanatory purposes.

[0037] It will be apparent to those skilled in the art that various modifications and variations can be made without departing from the scope or spirit. Other embodiments will be apparent to those skilled in the art from consideration of the specification and practice disclosed herein. It is intended that the specification and examples be considered  
25 as exemplary only, with a true scope and spirit being indicated by the following inventive  
30 concepts.

## CLAIMS

1. A container for holding and storing sauces and other liquids, comprising:

a base having

- a) a flat base bottom;
- b) a frusto-conical wall extending upward from the bottom and having a rim, the wall having
  - i) a first section,
  - ii) a second section opposing the first section, the first section having a height greater than the second section,
  - iii) a third section, and
  - iv) a fourth section opposing the third section, the third and fourth sections each having an inwardly curved gripping section, the gripping section having at least one gripping surface; and,
- c) a lip extending around the rim of the wall,  
wherein the gripping section includes a plurality of retention devices selected from the group consisting of protrusions, grooves, recesses, ribs, ridges, steps, bumps, spikes, domes, fingers, nibs, and combinations of the foregoing, and  
wherein the retention devices extend in horizontal direction.

2. The container as claimed in claim 1, comprising: at least one retention means for retaining excess condiment from a food item.

3. The container as claimed in claim 1, comprising a lid adapted to snap fit over the lip, the lid having:

- i) a flat lid bottom,
- ii) a lid wall extending upward from the lid bottom, the lid wall having a first section and a second section, the first section having a height greater than the second section,
- iii) sealing means for sealing the lid to the base lip.

4. The container as claimed in claim 3, wherein the sealing means comprises a first flange extending outward and perpendicular to the lid wall and a second flange extending downward from the first flange, the seal portion being adapted to mate with the lid and form a seal therewith, wherein the lid wall first section is aligned with the base wall first section.

5. The container as claimed in claim 1, wherein the base wall tapers outward from the bottom toward the lip.

6. The container as claimed in claim 3, wherein the lid bottom is adapted to receive printed indicia thereon.

7. The container as claimed in claim 2, wherein the base wall further includes at least one condiment retention device selected from the group consisting of protrusions, grooves, recesses, ribs, ridges, steps, bumps, spikes, domes, fingers,

nibs, and combinations of the foregoing.

8. The container as claimed in claim 1, comprising:

a lid adapted to snap fit over the lip, the lid having

- i) a flat lid bottom,
- ii) a lid wall extending upward from the lid bottom, the lid wall having a first section and a second section, the first section having a height greater than the second section,
- iii) a seal portion comprising a first flange extending outward and perpendicular to the lid wall and a second flange extending downward from the first flange, the seal portion being adapted to mate with the lid and form a seal therewith, wherein the lid wall first section is aligned with the base wall first section.

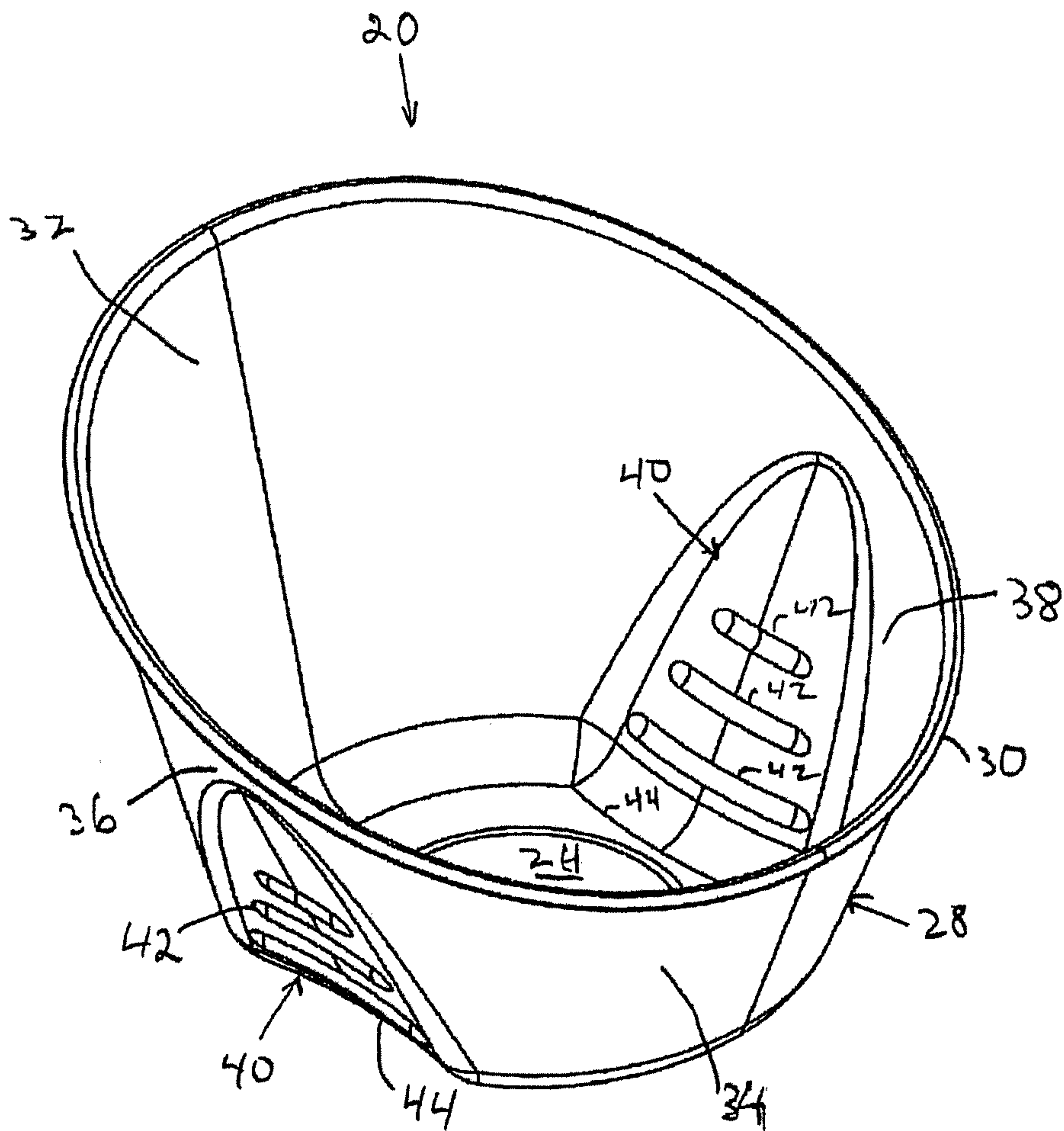


FIG. 1

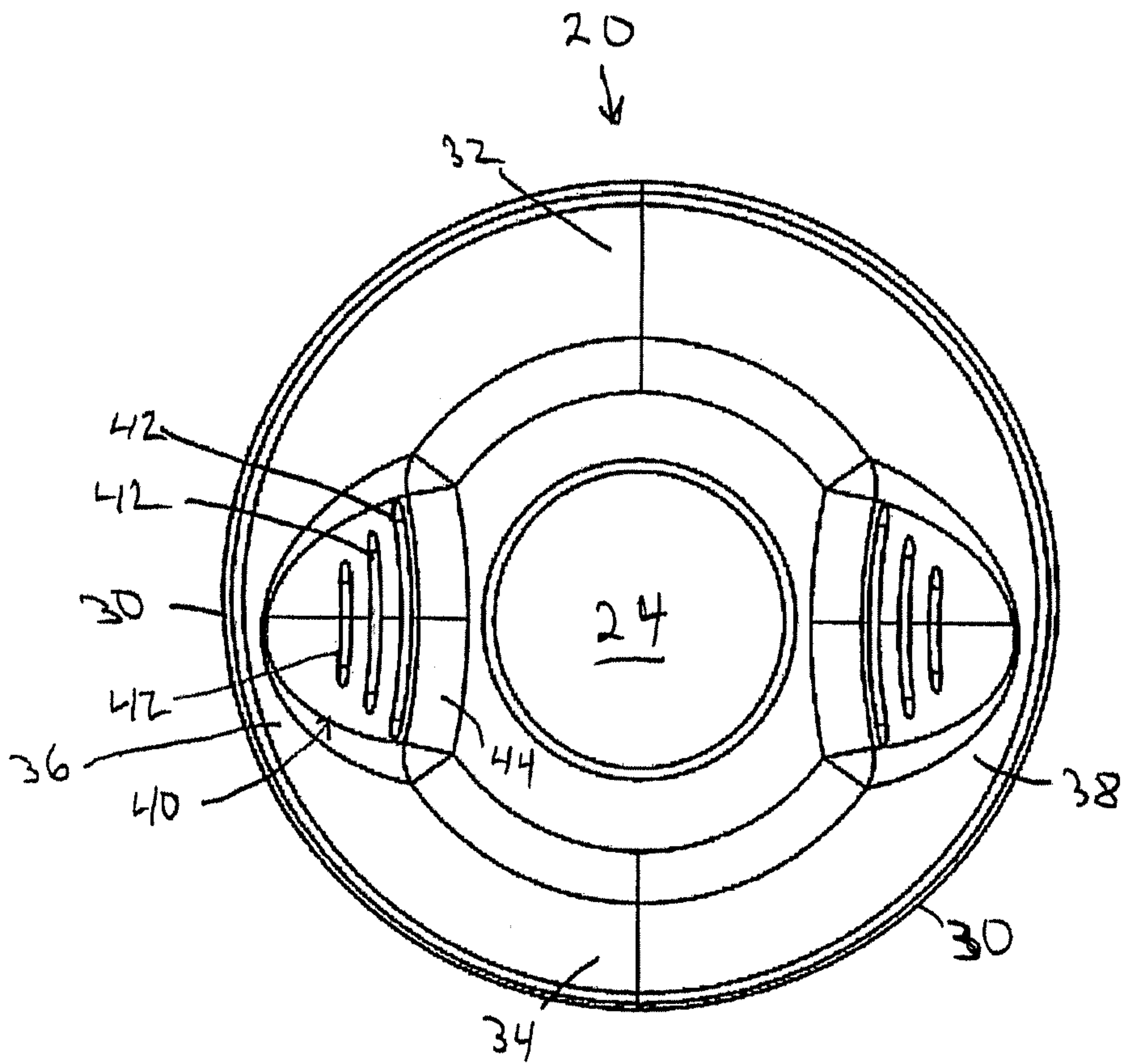


FIG. 2

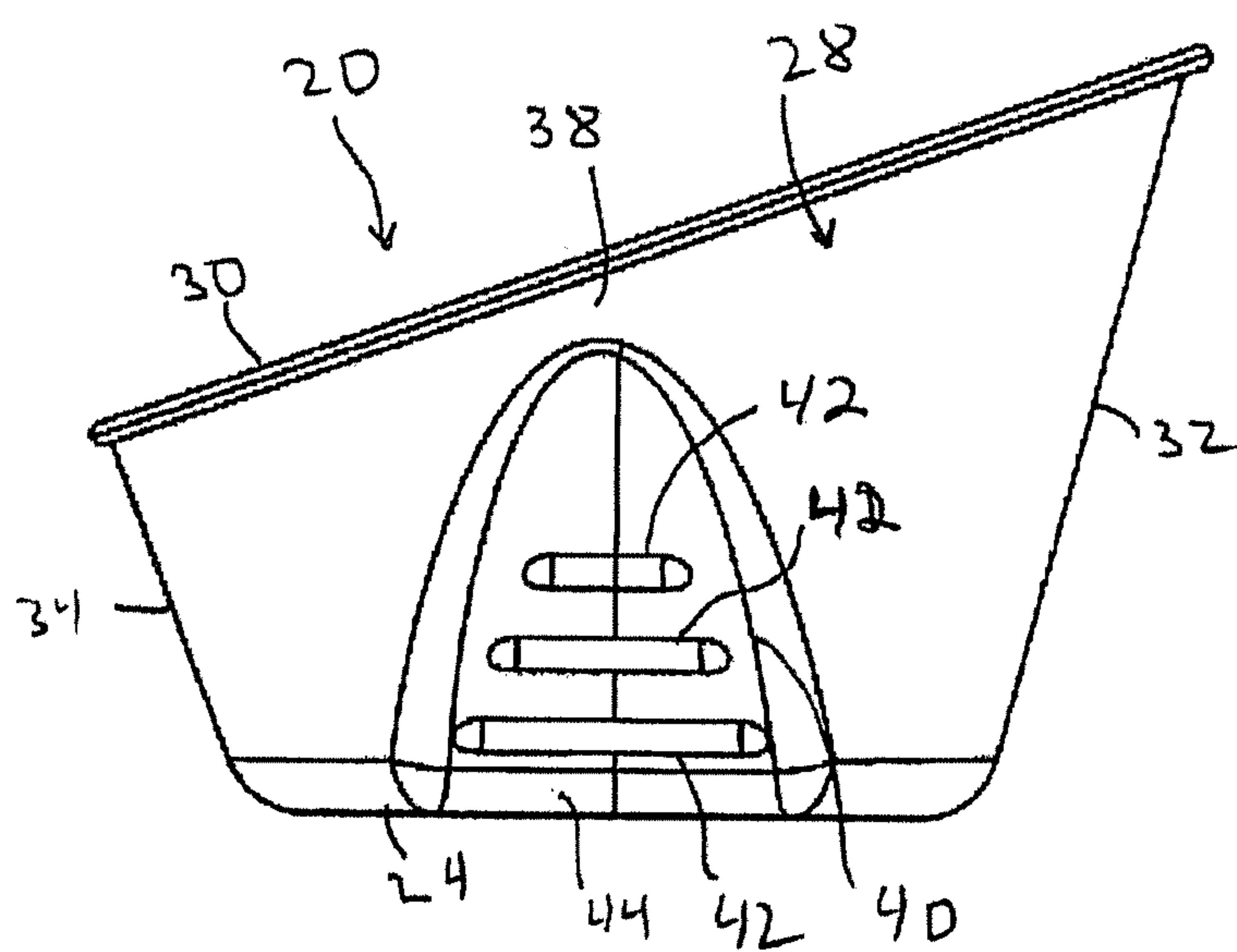


FIG. 3

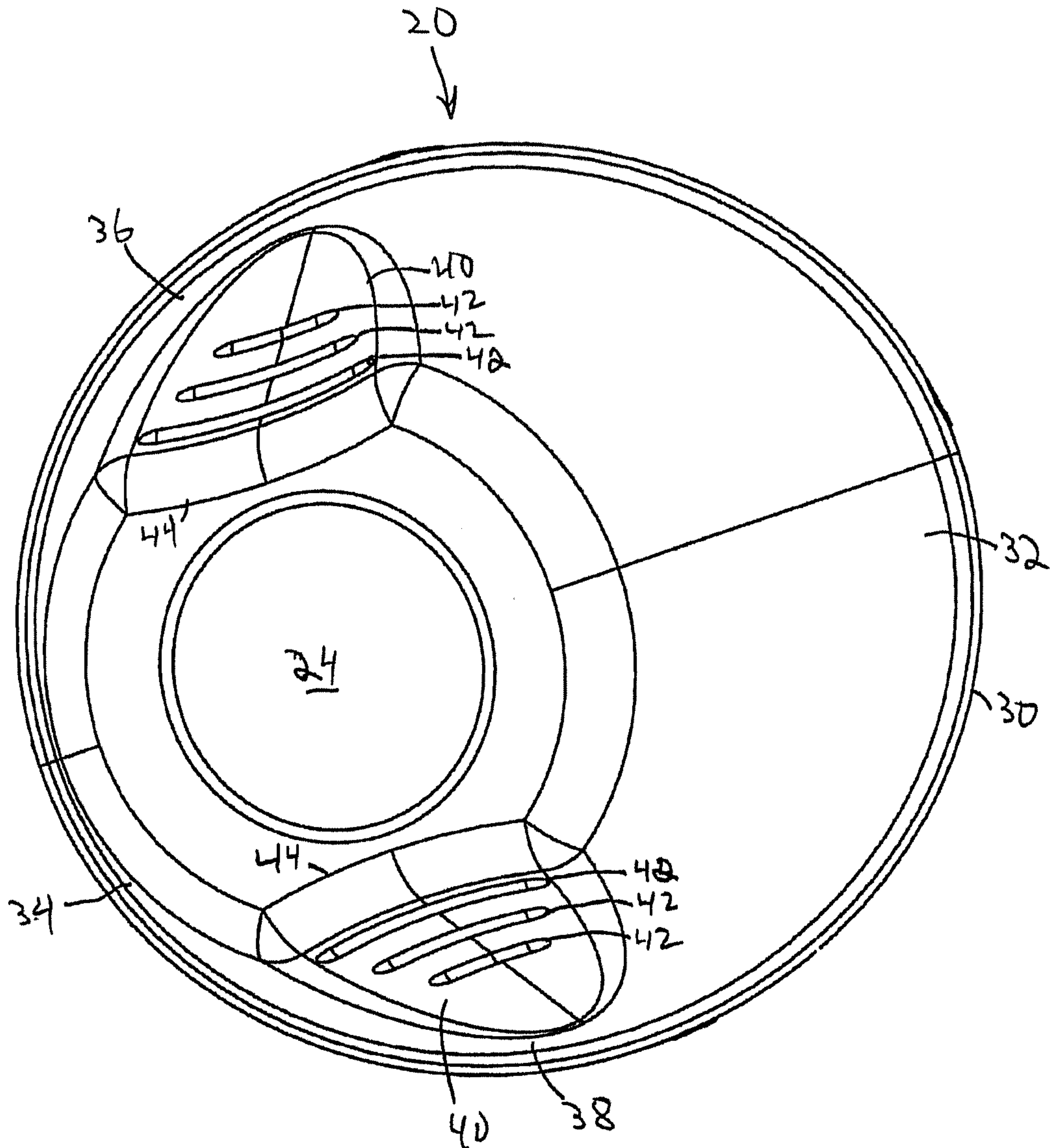


FIG. 4

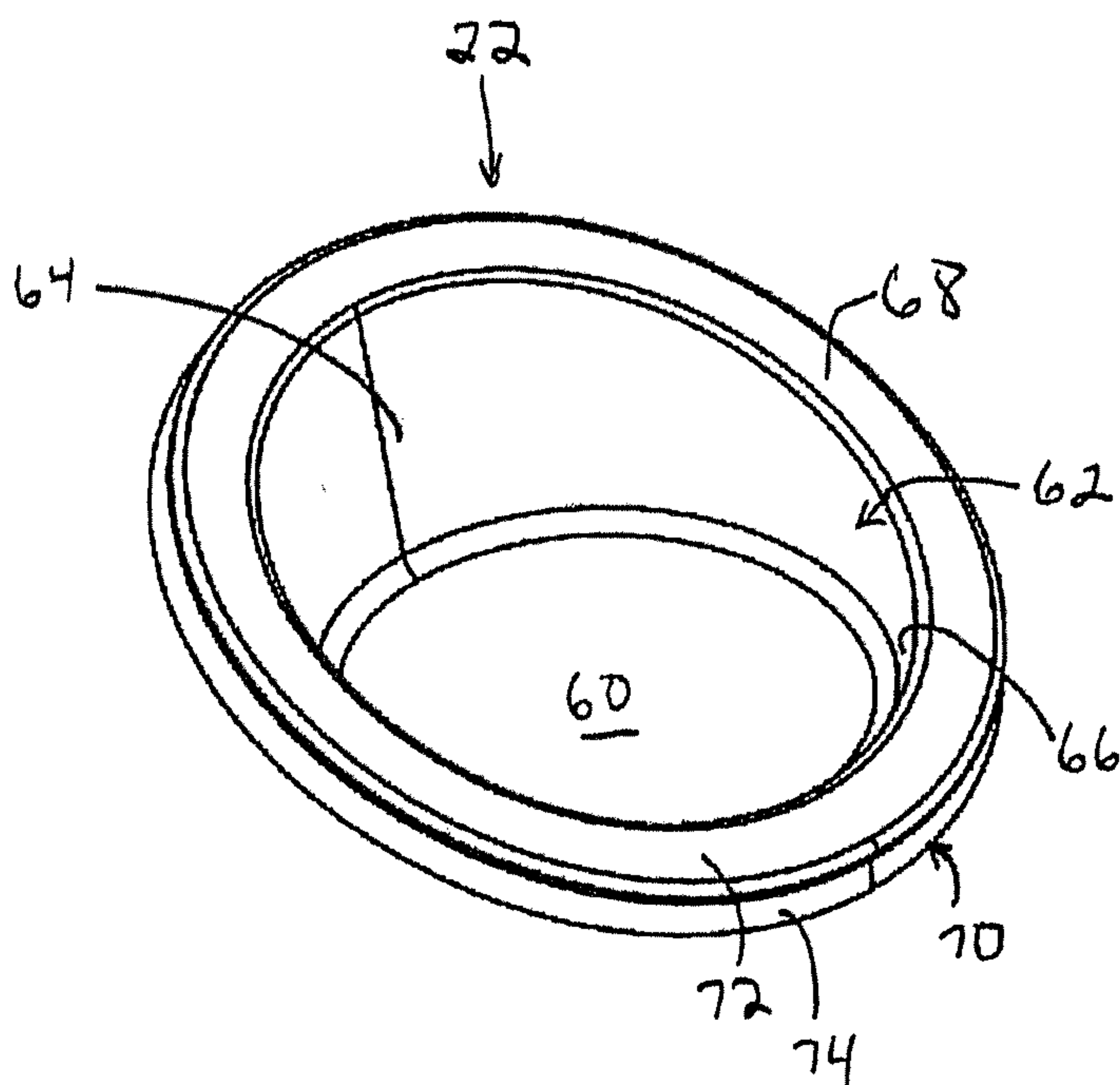


FIG. 5

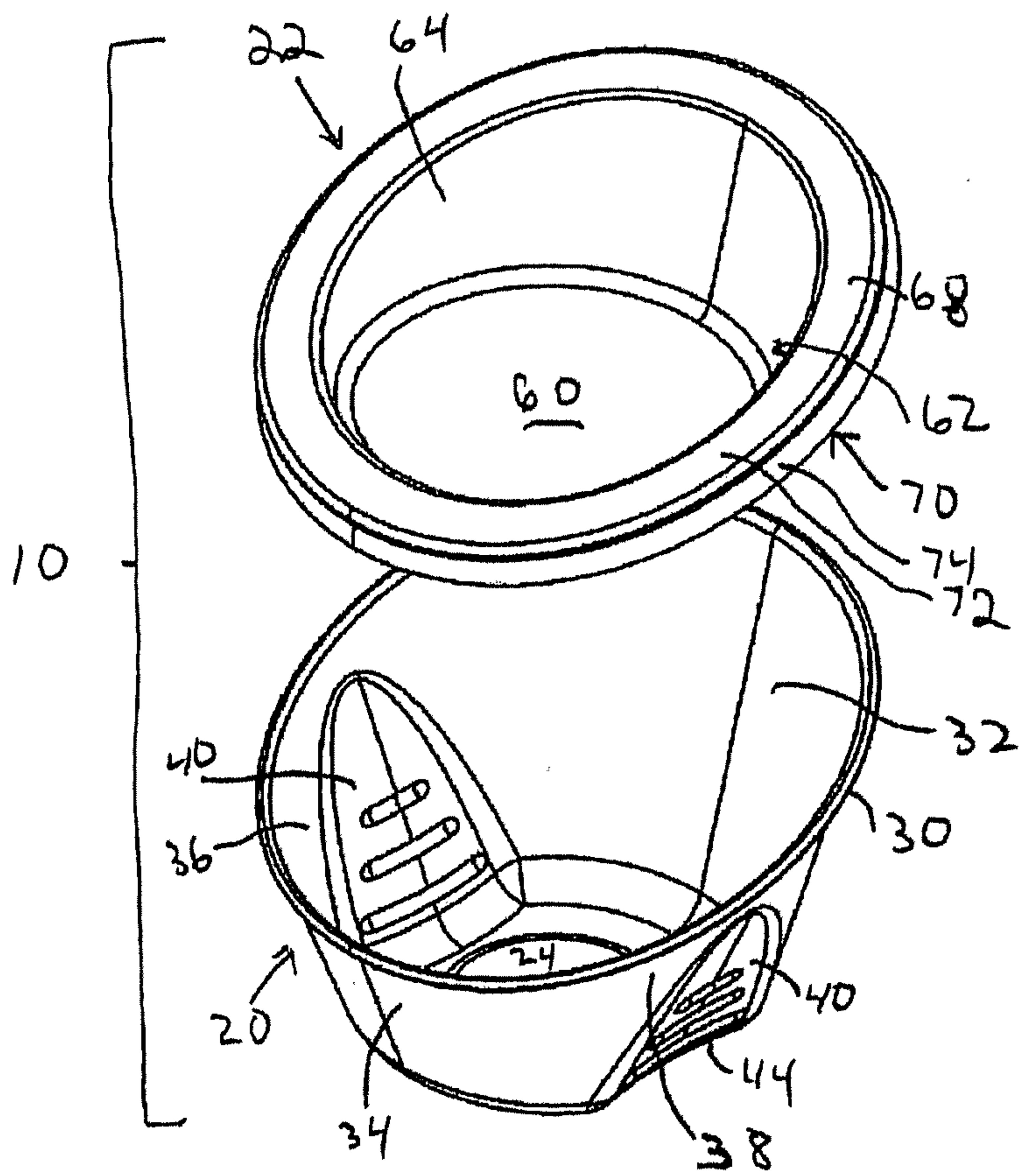


FIG. 6

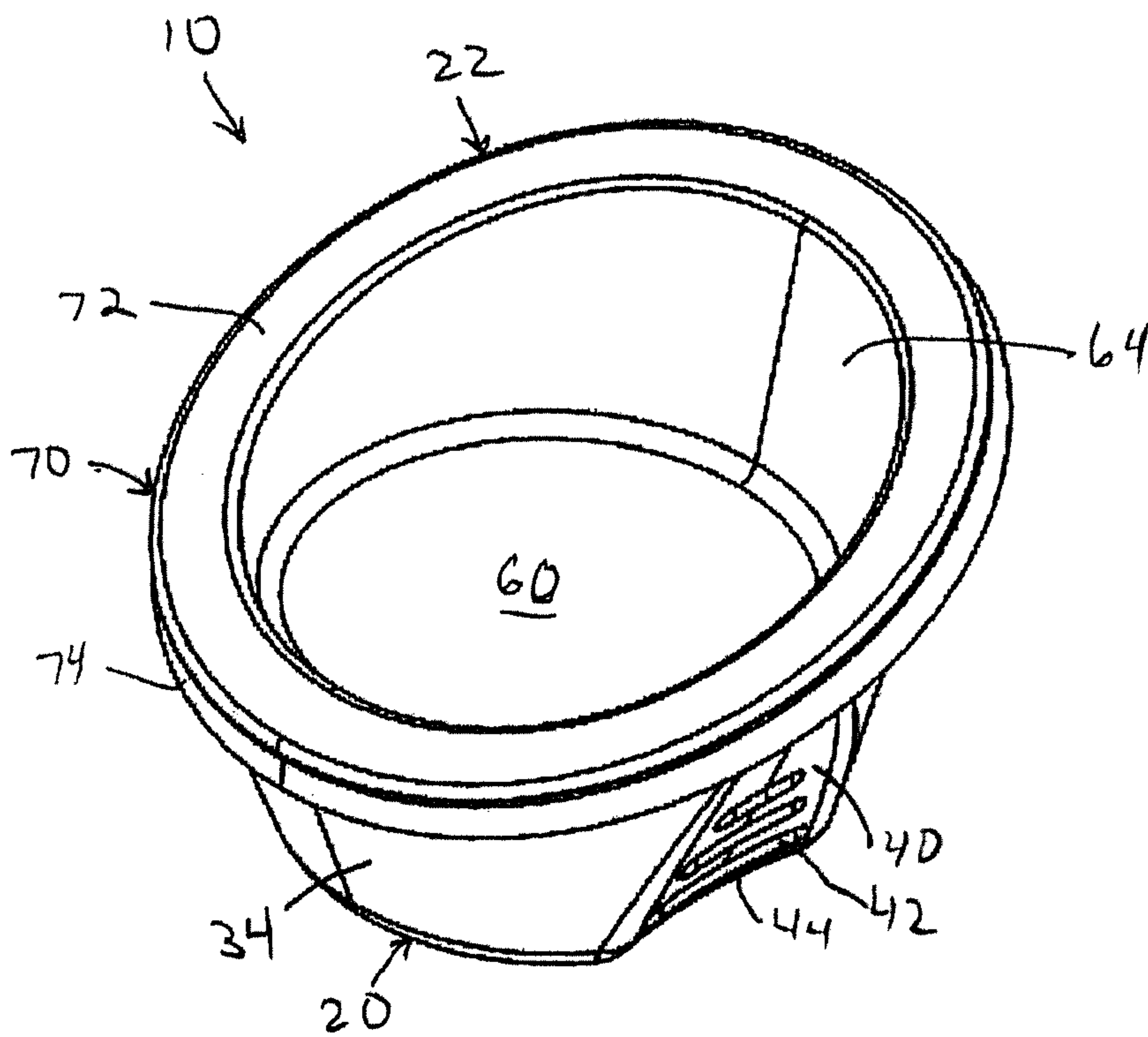
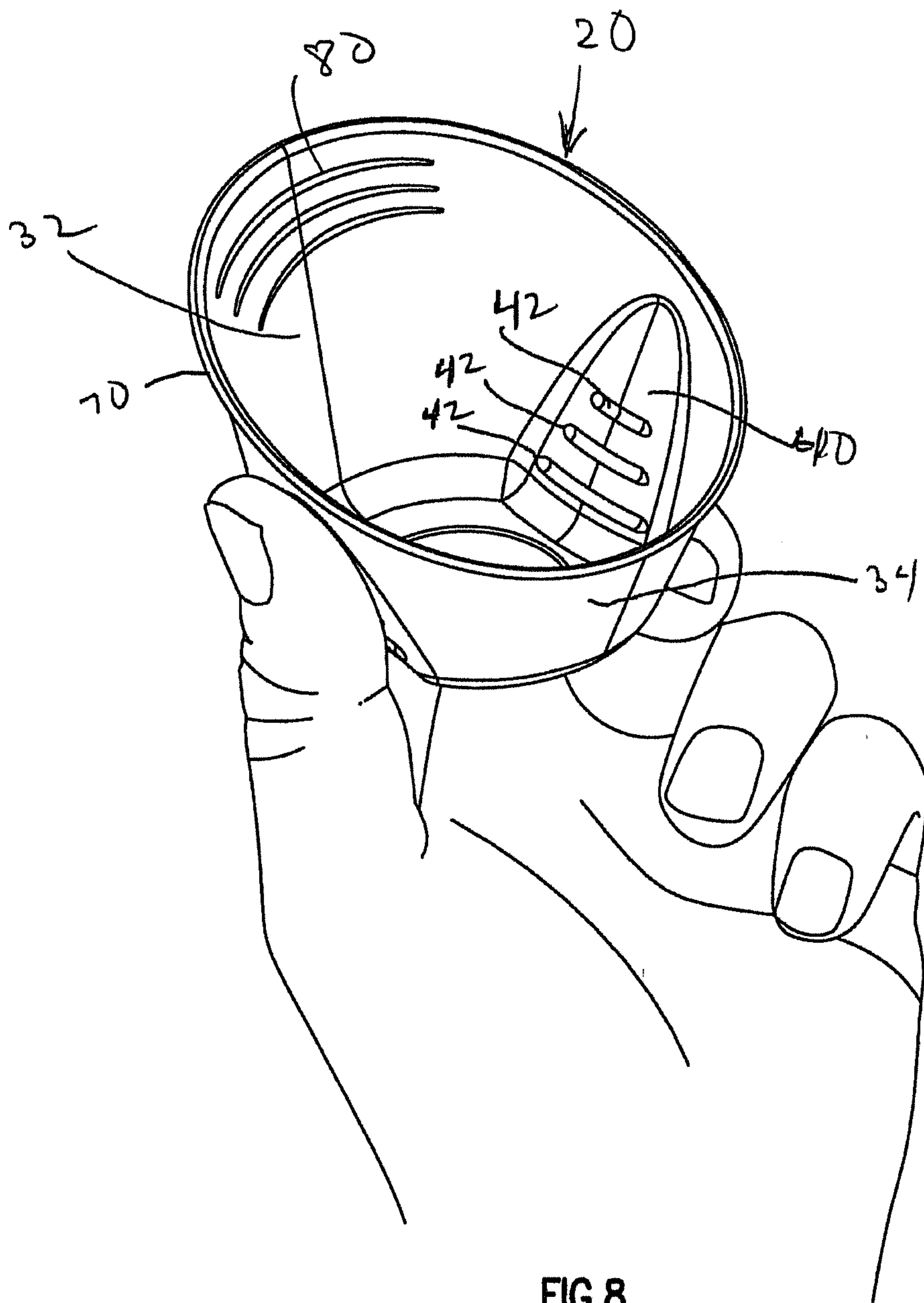


FIG. 7



**FIG.8**

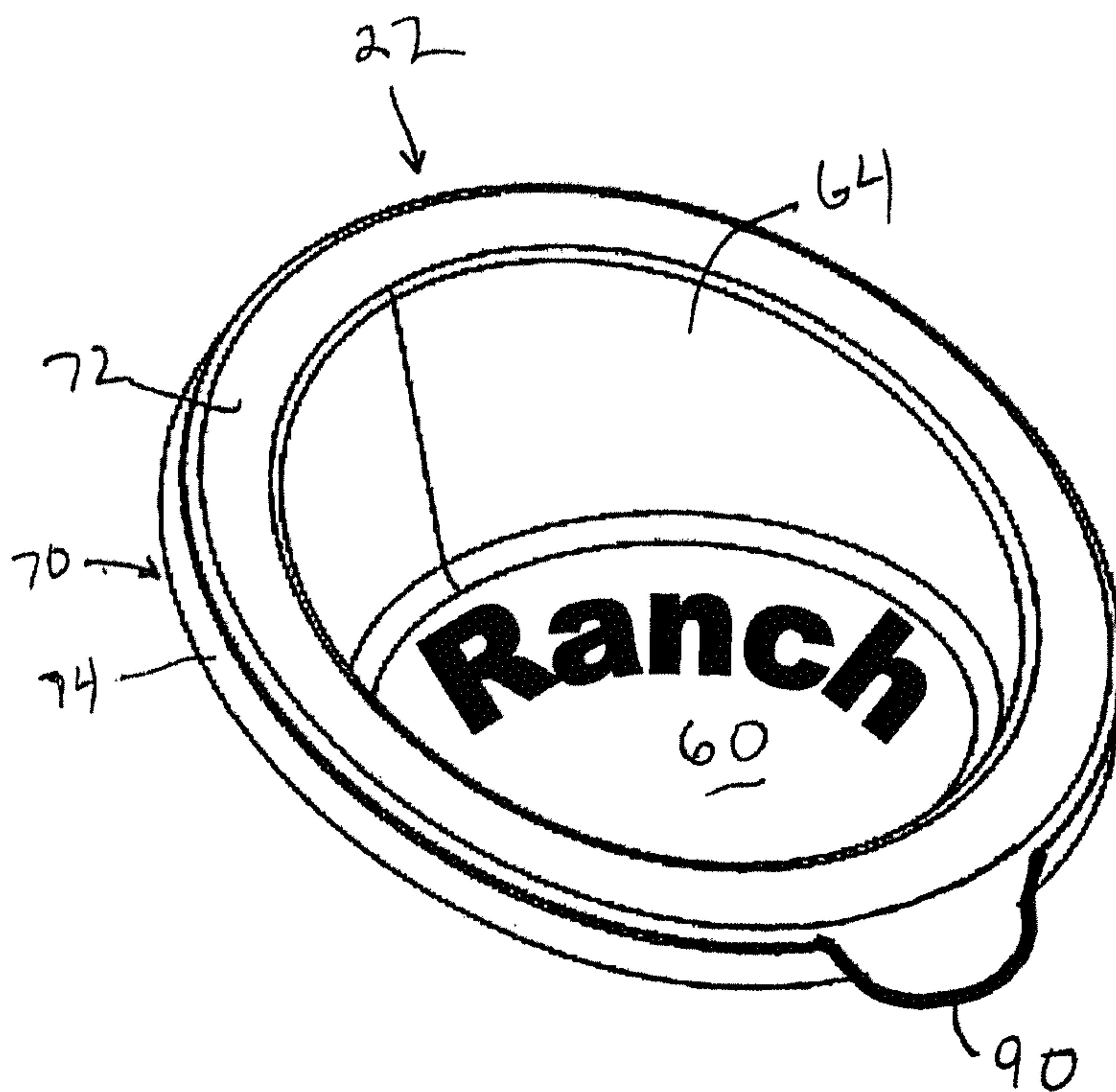
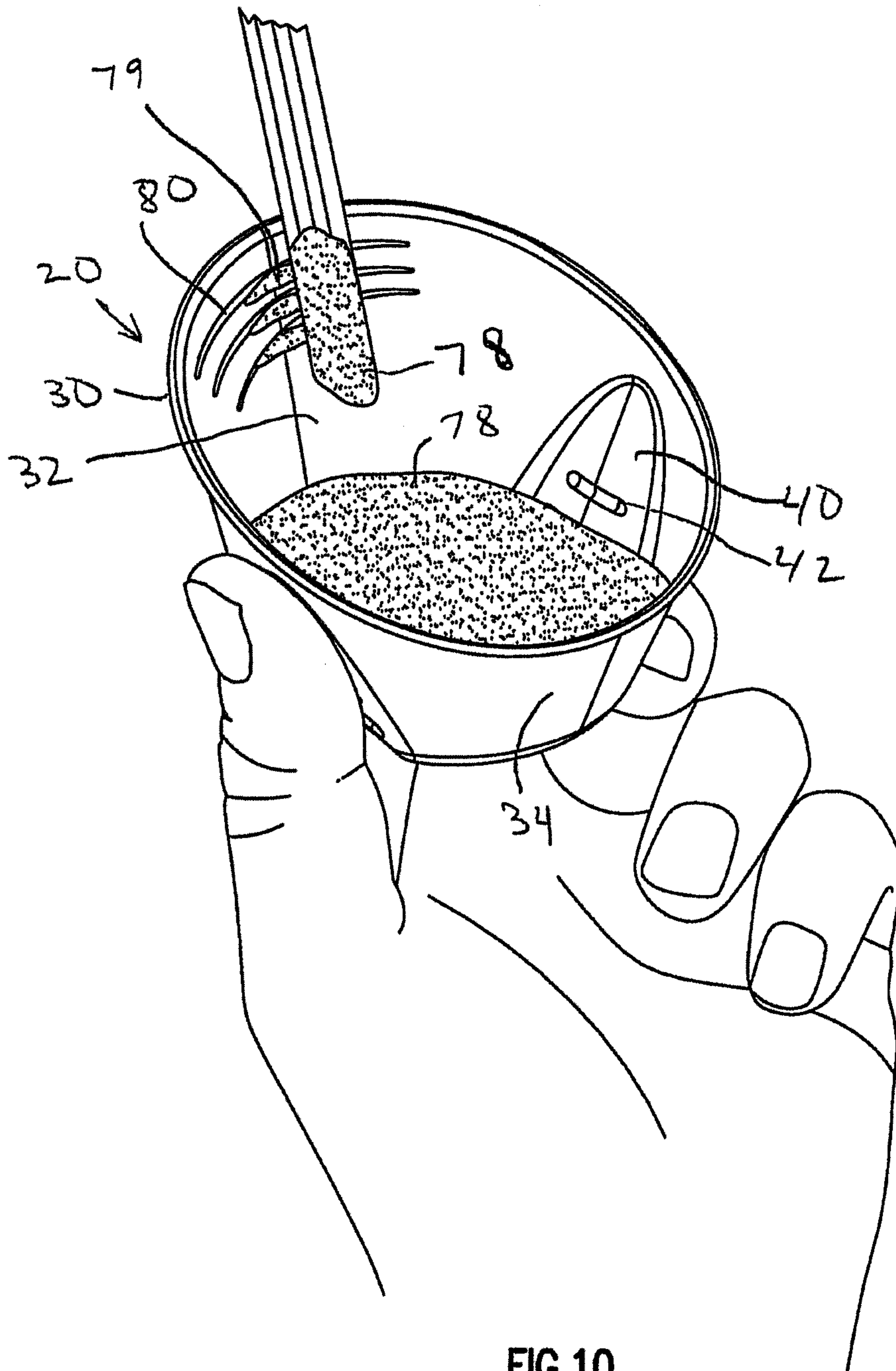


FIG. 9



20  
↓

