



(86) Date de dépôt PCT/PCT Filing Date: 2003/08/22
 (87) Date publication PCT/PCT Publication Date: 2004/03/18
 (45) Date de délivrance/Issue Date: 2011/04/12
 (85) Entrée phase nationale/National Entry: 2005/03/02
 (86) N° demande PCT/PCT Application No.: US 2003/026375
 (87) N° publication PCT/PCT Publication No.: 2004/022201
 (30) Priorité/Priority: 2002/09/03 (US60/407,856)

(51) Cl.Int./Int.Cl. *B01D 35/00* (2006.01),
B01D 67/00 (2006.01)
 (72) Inventeurs/Inventors:
PENEZINA, OKSANA, US;
PACHECO, MANUEL M., US;
TSOU, DEAN T., US
 (73) Propriétaire/Owner:
WHATMAN PLC, US
 (74) Agent: BORDEN LADNER GERVAIS LLP

(54) Titre : MEMBRANE COMPOSITE POREUSE ET PROCEDE DE FABRICATION ASSOCIE
 (54) Title: POROUS COMPOSITE MEMBRANE AND METHOD FOR MAKING THE SAME

(57) **Abrégé/Abstract:**

The invention provides composite porous membranes comprising a porous hydrophobic substrate coated with difunctional surface-modifying molecules. The difunctional surface-modifying molecules provide a hydrophilic surface without forming branches of interconnected polymer molecules in the pores. The invention also provides a method for making composite porous membranes, such as a composite hydrophilic membrane with reduced concentration of surface modifying molecules required to coat a hydrophobic substrate.

(12) INTERNATIONAL APPLICATION PUBLISHED UNDER THE PATENT COOPERATION TREATY (PCT)

(19) World Intellectual Property
Organization
International Bureau



(43) International Publication Date
18 March 2004 (18.03.2004)

PCT

(10) International Publication Number
WO 2004/022201 A1

- (51) International Patent Classification⁷: **B01D 35/00**
- (21) International Application Number:
PCT/US2003/026375
- (22) International Filing Date: 22 August 2003 (22.08.2003)
- (25) Filing Language: English
- (26) Publication Language: English
- (30) Priority Data:
60/407,856 3 September 2002 (03.09.2002) US
- (71) Applicant: **WHATMAN PLC** [US/US]; 200 Wells Avenue, Newton, MA 02459 (US).
- (72) Inventors: **PENEZINA, Oksana**; 31 Hamlin Lane #31A, Needham, MA 02492 (US). **PACHECO, Manuel, M.**; 12 Brookside Drive, Billerica, MA 01821 (US). **TSOU, Dean, T.**; 15 Allen Street, Lexington, MA 02421 (US).
- (74) Agent: **PIFFAT, Ph., D., Kathryn, A.**; Intellectual Property Practice Group of Edwards &, Angell, LLP, P.O. Box 9169, Boston, MA 02209 (US).
- (81) Designated States (*national*): AE, AG, AL, AM, AT, AU, AZ, BA, BB, BG, BR, BY, BZ, CA, CH, CN, CO, CR, CU, CZ, DE, DK, DM, DZ, EC, EE, ES, FI, GB, GD, GE, GH, GM, HR, HU, ID, IL, IN, IS, JP, KE, KG, KP, KR, KZ, LC, LK, LR, LS, LT, LU, LV, MA, MD, MG, MK, MN, MW, MX, MZ, NI, NO, NZ, OM, PG, PH, PL, PT, RO, RU, SC, SD, SE, SG, SK, SL, SY, TJ, TM, TN, TR, TT, TZ, UA, UG, UZ, VC, VN, YU, ZA, ZM, ZW.
- (84) Designated States (*regional*): ARIPO patent (GH, GM, KE, LS, MW, MZ, SD, SL, SZ, TZ, UG, ZM, ZW), Eurasian patent (AM, AZ, BY, KG, KZ, MD, RU, TJ, TM), European patent (AT, BE, BG, CH, CY, CZ, DE, DK, EE, ES, FI, FR, GB, GR, HU, IE, IT, LU, MC, NL, PT, RO, SE, SI, SK, TR), OAPI patent (BF, BJ, CF, CG, CI, CM, GA, GN, GQ, GW, ML, MR, NE, SN, TD, TG).
- Published:**
— with international search report
- For two-letter codes and other abbreviations, refer to the "Guidance Notes on Codes and Abbreviations" appearing at the beginning of each regular issue of the PCT Gazette.*

(54) Title: POROUS COMPOSITE MEMBRANE AND METHOD FOR MAKING THE SAME

(57) Abstract: The invention provides composite porous membranes comprising a porous hydrophobic substrate coated with difunctional surface-modifying molecules. The difunctional surface-modifying molecules provide a hydrophilic surface without forming branches of interconnected polymer molecules in the pores. The invention also provides a method for making composite porous membranes, such as a composite hydrophilic membrane with reduced concentration of surface modifying molecules required to coat a hydrophobic substrate.

WO 2004/022201 A1

**POROUS COMPOSITE MEMBRANE AND
METHOD FOR MAKING THE SAME**

5

10

Field of the Invention

The invention relates to a porous composite membrane with a hydrophilic surface and a method for making the same.

15

Background of the Invention

Many synthetic polymeric membranes are made from hydrophobic polymers because they have desirable bulk properties such as flexibility, thermal stability, and chemical stability. However, the surfaces of such membranes are not suitable for applications requiring interactions with aqueous solutions, low protein adsorption, controlled ion exchange capacity, and controlled surface chemical reactivity.

20

It is often desirable to provide a porous membrane with a hydrophilic surface, which nevertheless retains the bulk properties of the underlying hydrophobic membrane. Such membranes are important in filtration applications that require the passage of aqueous fluids through the membranes. Additionally, porous hydrophilic membranes have important biological applications (e.g., as implantable medical devices), and use in assays relying on the capture and/or immobilization of biomolecules (e.g., nucleic acids or proteins) on a membrane surface. Therefore, the process of coating a hydrophobic

25

surface should not diminish flow through efficiency of the membrane. Thus, processes that minimize pore clogging are essential for generating useful membranes comprising hydrophilic surfaces.

To render hydrophobic membranes hydrophilic, a wetting agent, such as a surface-active agent, can be added to a polymeric system being used to cast the membrane. Typically such coatings are only temporary, and the membrane so coated cannot be subjected to repeated wetting and drying procedures without loss of wettability. Further, exposure to any process fluid can generally extract the coating. This is particularly undesirable when processing biological fluids or contacting cells whose continued viability is desired.

Additional methods of casting membranes rely on the inclusion of hydrophilic cross-linkable monomers in a casting solution of dissolved hydrophobic polymer. Upon casting, a semi-crystalline polymer with hydrophilic surface properties is formed. See, e.g., U.S. Patent No. 5,079,272 and U.S. Patent No. 5,158,721.

Another method of preparing hydrophilic membranes involves graft polymerizing a hydrophilic monomer onto the surface of a porous hydrophobic polymeric membrane substrate. A typical example of a photochemical grafting process used to modify a hydrophobic surface with hydrophilic polymers is described in U.S. Patent No. 5,468,390.

A number of patents also describe the covalent immobilization of hydrophilic polymers to a hydrophobic substrate using a photoreactive molecule covalently bound to the polymer, i.e., through a linking molecule. See, e.g., U.S. Patent No. 4,973,493; U.S. Patent 4,979,959; U.S. Patent No. 5,002,582; U.S. Patent No. 5,217,492; U.S. Patent No. 5,258,041; U.S. Patent No. 5,263,992; U.S. Patent No. 5,414,075; U.S. Patent No. 5,512,329; U.S. Patent No. 5,563,056; U.S. Patent No. 5,637,460; and U.S. Patent No. 5,714,360.

U.S. Patent No. 4,917,793 discloses directly coating a cross-linked polymer having desired surface properties on porous polytetrafluoroethylene membrane. The

polytetrafluoroethylene membrane is exposed to a reagent bath comprising a free radical polymerizable monomer, a polymerization initiator and cross-linking agent (e.g., such as a difunctional molecule) in a solvent comprising water and a water miscible, polar, organic solvent under conditions to effect free radical polymerization of the monomer and coating of the porous membrane with the cross-linked polymer. The use of chemical crosslinking reagents that are typically tetrafunctional, results in highly branched three-dimensional structures that reduce the membrane's flow-through efficiency by plugging pores. Generally, rapid pore blockage is associated with the formation of an interpenetrating network of cross-linked hydrophilic difunctional molecules in high concentrations (see, e.g., as shown in Figure 1A).

Such a method of modifying hydrophobic surfaces with hydrophilic molecules generally has the disadvantage of trapping excessive polymer on the membrane. This phenomenon can rapidly plug membrane pores irreversibly, leading to a rapid decline in flow rate and an increase in pressure required to filter molecules through the membrane. Further, membranes produced have high levels of extractables and demand longer rinsing cycles. Additionally, processes for making such membranes may require significant amounts of coating monomer or polymer (e.g., 6-12%) and a long incubation time to achieve a uniformly coated surface.

Summary of the Invention

In one aspect, the invention provides a composite porous membrane comprising a hydrophobic substrate (e.g., such as polyvinylidene fluoride or PVDF) stably associated with crosslinked network of difunctional surface modifying molecules. The difunctional surface-modifying molecules comprise a hydrophobic portion and a hydrophilic portion and are preferentially associated with substrate via their hydrophobic portions. Preferably, greater than about 10%, greater than about 20%, greater than about 30%, greater than about 40%, greater than about 50%, greater than about 60%, greater than about 70%, greater than about 80%, greater than about 90%, up to about 100% of the molecules associated with the substrate comprise the difunctional surface-modifying

molecules. More preferably, all of the molecules associated with the substrate comprise difunctional surface-modifying molecules.

Suitable hydrophobic groups include, but are not limited to, hydrophobic alkyl, aromatic group, or olefinic hydrocarbon groups. In one preferred aspect, the aromatic
5 group comprises a bisphenol A group. Preferably, the aromatic group does not form covalent bonds with the substrate.

Preferably, the hydrophilic portion of the surface-modifying molecules comprises at least two crosslinking active groups. More preferably, one group facilitates polymerization of the molecules, while the other group facilitates crosslinking between
10 polymerized molecules. In one aspect, a crosslinking active group comprises a carbon-carbon double bond or another chemical group capable of free radical formation after hydrogen abstraction. Suitable hydrophilic groups comprise the general formula $[-X_{n1}-Y-CR=CH_2]_{n2}$ where X is independently selected from the group including, but not limited to, X= (-CH₂-CH₂-O-); (-CH₂-O-); (-CH₂-CH(COOH)-); (-CH₂-CH(OH)-), Y can
15 include, but is not limited to ([-CH₂-]_{n3}); (-COO-); and n₁ is from about 1-50 while n₂ is from about 1-2. n₃ can be from about 1 to about 50.

Preferably, difunctional surface modifying molecules are polymerized on the substrate surface after preferentially absorbing to the substrate surface via the hydrophobic portions of the molecules.
20

In one aspect, difunctional surface-modifying molecules comprise difunctional acrylate molecules. In one particularly preferred aspect, the difunctional surface-modifying molecules comprise ethoxylated (30) bisphenol A diacrylates.

25 The preferred free radical initiator for the present invention consists of substantially hydrophobic ("phobic") molecule, capable of phobic-phobic interaction with a phobic surface of the substrate, resulting in the preferential adsorption of the photoinitiator molecule on the substrate surface prior to the exposure to the UV-irradiation.

Composite membranes according to the invention have an average pore size of from about 0.01 μm to 10 μm , i.e., are suitable for microfiltration. Composite membranes also can be designed to be suitable for ultrafiltration. Preferably, such
5 membranes have molecular weight cutoff values of 10 kDa or less, 30 kDa, 50 kDa, 100 kDa, or higher and pore sizes less than 0.1 μm .

In one aspect, the membrane is wettable within less than about 30 seconds after drying upon contacting with an aqueous solution. Preferably, the membrane wets
10 instantly after drying. Still more preferably, the membrane can withstand repeated cycles of wetting and drying. In a further aspect, the membrane is autoclavable.

The invention also provides a method for making a composite porous membrane with a hydrophilic surface. The method comprises providing a hydrophobic substrate and
15 coating the hydrophobic substrate with difunctional surface modifying monomer molecules as described above, in the presence of a photoinitiator and a solvent. In one preferred aspect, coating is performed using a flow-through method. The reagent solution comprising difunctional surface-modifying monomer is forced through the hydrophobic substrate using a driving force (e.g., such as a pressure differential,
20 centrifugal force, and the like), maximizing the amount of surface-modifying molecules deposited and preferentially absorbed on the substrate.

Brief Description of the Figures

The objects and features of the invention can be better understood with reference
25 to the following detailed description and accompanying drawings.

Figure 1A is a schematic diagram showing the formation of a membrane of the prior art (i.e., without preferential adsorption). A porous hydrophobic substrate, indicated as heavy lined inter-crossing fibers in the Figure, is exposed to a solution comprising surface-modifying molecules (shown as thin lined ellipses). Random, non-preferential

association of the surface-modifying molecules with the substrate occurs, and the molecules are as likely to remain in solution as to become affixed to the substrate. Exposure to ultraviolet (UV) light causes the surface-modifying molecules to polymerize (illustrated by the end-to-end association between the surface-modifying molecules). In addition, crosslinking between the polymers causes the rapid formation of an interpenetrating network of cross-linked molecules. As can be seen from the Figure, this leads to rapid plugging of pores in the substrate (illustrated as open spaces between the fibers).

Figure 1B shows formation of a composite membrane according to one aspect of the invention (i.e., with preferential adsorption). A porous hydrophobic substrate is exposed to difunctional surface molecules comprising a hydrophobic portion and a hydrophilic portion. These molecules preferentially adsorb to the substrate via the hydrophobic portions of the molecules and therefore are more likely to be retained on the substrate than the surface-modifying molecules shown in Figure 1A. Polymerization upon exposure to UV light results in more surface-modifying molecules on the substrate surface, and therefore crosslinking results in few, if any, polymer chains plugging the pores of the substrate. Providing hydrophobic photoinitiator molecules to facilitate the polymerization and cross-linking process enhances this effect. Such molecules are preferentially deposited on the substrate and therefore initiate polymerization on the substrate rather than across pores as shown in Figure 1A.

Figures 2A-2O show exemplary hydrophobic photoinitiator molecules that can be used in methods of the invention. For mixtures, percentages are given by weight.

Figure 2A shows the chemical structure of 1-hydroxy-cyclohexyl-phenyl-ketone (molecular weight 204.3; Ciba Specialty Chemicals; Ciba® IRGACURE® 184; CAS No. 947-19-3).

Figure 2B shows the chemical structure of 2-benzyl-2-dimethylamino-1-(4-morpholinophenyl)-butanone-1 (molecular weight 366.5; Ciba Specialty Chemicals; Ciba® IRGACURE® 369; CAS No. 119313-12-1).

Figure 2C shows the chemical structures of 1-hydroxy-cyclohexyl-phenyl-ketone (top; see also Figure 2A) and benzophenone (bottom; see also Figure 2J), which may be used as a mixture (e.g., 50% 1-hydroxy-cyclohexyl-phenyl-ketone and 50% benzophenone (w/w); Ciba Specialty Chemicals; Ciba® IRGACURE® 500).

Figure 2D shows the chemical structures of bis(2,6-dimethoxybenzoyl)-2,4,4-trimethyl pentyl phosphineoxide (top) and 2-hydroxy-2-methyl-1-phenyl-propan-1-one (bottom; see also Figure 2I), which may be used as a mixture (e.g., 25% bis(2,6-dimethoxybenzoyl)-2,4,4-trimethyl pentyl phosphineoxide and 75% 2-hydroxy-2-methyl-1-phenyl-propan-1-one (w/w); Ciba Specialty Chemicals; Ciba® IRGACURE® 1700).

Figure 2E shows the chemical structure of 2,2-dimethoxy-1,2-diphenylethan-1-one (molecular weight 256.3; Ciba Specialty Chemicals; Ciba® IRGACURE® 651; CAS No. 24650-42-8).

Figure 2F shows the chemical structure of bis(2,4,6-trimethylbenzoyl)-phenylphosphineoxide (molecular weight 418.5; Ciba Specialty Chemicals; Ciba® IRGACURE® 819; CAS No. 162881-26-7).

Figure 2G shows the chemical structures of 2-hydroxy-2-methyl-1-phenyl-propan-1-one (top; see also Figure 2I) and 1-hydroxy-cyclohexyl-phenyl-ketone (bottom; see also Figure 2A), which may be used as a mixture (e.g., 80% 2-hydroxy-2-methyl-1-phenyl-propan-1-one and 20% 1-hydroxy-cyclohexyl-phenyl-ketone (w/w); Ciba Specialty Chemicals; Ciba® IRGACURE® 1000).

Figure 2H shows the chemical structures of bis(2,6-dimethoxybenzoyl)-2,4,4-trimethyl-pentylphosphineoxide (top) and 1-hydroxy-cyclohexyl-phenyl-ketone (bottom; see also Figure 2A), which may be used as a mixture (e.g., 25% bis(2,6-dimethoxybenzoyl)-2,4,4-trimethyl-pentylphosphineoxide and 75% 1-hydroxy-

cyclohexyl-phenyl-ketone (w/w); Ciba Specialty Chemicals; Ciba® IRGACURE® 1800).

Figure 2I shows the chemical structure of 2-hydroxy-2-methyl-1-phenyl-propan-1-one (molecular weight 164.2; Ciba Specialty Chemicals; Ciba® DAROCUR® 1173; 5 CAS No. 7473-98-5).

Figure 2J shows the chemical structure of benzophenone (molecular weight 182.2; Ciba Specialty Chemicals; Ciba® DAROCUR® BP; CAS No. 119-61-9).

Figure 2K shows the chemical structures of 2,4,6-trimethylbenzoyl-diphenyl-phosphineoxide (top) and 2-hydroxy-2-methyl-1-phenyl-propan-1-one (bottom; see also 10 Figure 2I), which may be used as a mixture (e.g., 50% 2,4,6-trimethylbenzoyl-diphenyl-phosphineoxide and 50% 2-hydroxy-2-methyl-1-phenyl-propan-1-one (w/w); Ciba Specialty Chemicals; Ciba® DAROCUR® 4265; CAS Nos. 75980-60-8 and 7473-98-5).

Figure 2L shows the chemical structure of bis(η -5-2,4-cyclopentadien-1-yl)-bis(2,6-difluoro-3-(1H-pyrrol-1-yl)-phenyl) titanium (molecular weight 534.4; Ciba 15 Specialty Chemicals; Ciba® IRGACURE® 784; CAS No. 125051-32-3).

Figure 2M shows the chemical structure of 2-methyl-1[4-(methylthio)phenyl]-2-morpholinopropan-1-one (molecular weight 279.4; Ciba Specialty Chemicals; Ciba® IRGACURE® 907; CAS No. 71868-10-5).

Figure 2N shows the chemical structures of 2-benzyl-2-dimethylamino-1-(4-morpholinophenyl)-butanone-1 (top; see also Figure 2B) and 2,2-dimethoxy-1,2-diphenylethan-1-one (bottom; see also Figure 2E), which may be used as a mixture (e.g., 20 30% 2-benzyl-2-dimethylamino-1-(4-morpholinophenyl)-butanone-1 and 70% 2,2-dimethoxy-1,2-diphenylethan-1-one (w/w); Ciba Specialty Chemicals; Ciba® IRGACURE® 1300; CAS Nos. 119313-12-1 and 24650-42-8).

Figure 2O shows the chemical structure of 1-[4-(2-hydroxyethoxy)-phenyl]-2-hydroxy-2-methyl-1-propane-1-one (molecular weight 224.3; Ciba Specialty Chemicals; 25 Ciba® IRGACURE® 2959; CAS No. 106797-53-9).

Detailed Description

In one aspect, the invention provides composite porous membranes comprising a porous hydrophobic substrate coated with difunctional surface-modifying molecules.

5 The difunctional surface-modifying molecules provide a hydrophilic surface without affecting the desirable bulk properties of the underlying substrate. The invention also provides a method for making composite porous membranes, such as a composite hydrophilic membrane with reduced concentration of surface-modifying molecules required to coat a substrate to the levels not practiced before in the art.

10 Definitions

The following definitions are provided for specific terms which are used in the following written description.

As used in the specification and claims, the singular form "a", "an" and "the" include plural references unless the context clearly dictates otherwise. For example, the
15 term "a molecule" also includes a plurality of molecules.

The term "pore size" refers to the minimum size of particles that will be retained on the membrane. Thus, a membrane with a pore size of about 0.45 microns means that particles greater than about 0.45 microns will be retained on the membrane, those less than about 0.45 microns will pass through and will not be retained.

20 As used herein, "a difunctional surface-modifying molecule" refers to a molecule which comprises a hydrophobic portion and a hydrophilic portion and at least two crosslinking active groups.

As used herein, a "crosslinking active group" refers to a chemical group (e.g., such as a carbon-carbon double bond) which is capable of undergoing free radical
25 polymerization.

As used herein, "preferential absorption" with respect to a difunctional surface-modifying molecule refers to the preference of the molecule to remain on a hydrophobic substrate once it has contacted the substrate. At any given time, there will be more preferentially absorbed surface molecules on a surface than there would be non-
5 preferentially absorbed surface molecules on a comparable surface.

As used herein, "stably associated" with a substrate refers to an interaction between polymerized, crosslinked surface-modifying molecules and a substrate that remains intact after one or more washes in an aqueous solution and/or an organic solvent (such as an alcohol), and preferably, remains intact, after at least about 5, or at least about
10 10 washes. Preferably, a molecule which is "stably associated" with a substrate is one which remains attached to the substrate after exposure to at least about 90°C, for at least about 2 hours. "Stable associations" can be monitored by evaluating the wettability (i.e., hydrophilicity) of a substrate which is coated with difunctional surface-modifying molecules according to the invention.

As used herein, "wetable" refers to a membrane which is wetted across its entire
15 surface without phobic patches.

As used herein, "a flow-through method" refers to a method where a solution is flowed through a substrate to coat the substrate with the solution.

Surface-Modifying Molecules

Preferably, the difunctional surface-modifying molecules comprise a hydrophilic portion and a hydrophobic portion. The surface-modifying molecules form hydrophobic interactions with the substrate via the hydrophobic portion of the molecules and form substantially no covalent bonds with the surface (e.g., less than about 1%, and preferably, less than about 0.1%, or less than about 0.01% of the molecules on the substrate are
25 covalently bonded to the substrate). Generally, the surface modifying molecules also form substantially no ionic bonds with the surface.

In one particularly preferred aspect, the difunctional molecule comprises the general formula F-R where F represents the hydrophobic portion of the surface-modifying molecule and R represents the hydrophilic portion.

In one aspect, F is a hydrophobic alkyl, aromatic group, or olefinic hydrocarbon group. Preferably, F is selected from the group consisting of a hydrocarbon backbone (straight chained, branched or cyclic) having at least six carbons and preferably, up to about 50 carbons. In one preferred embodiment, F comprises an aromatic hydrocarbon molecule, or a substituted form thereof. Exemplary aromatic hydrocarbon molecules include, but are not limited to, phenols, benzyls, benzoyls, naphthyls; substituted forms thereof; and combinations thereof. In one particularly preferred embodiment, F is a bisphenol A. Preferably, F does not comprise hydroxyl, carboxyl or amino groups, i.e., F is not capable of covalently bonding to the substrate.

Preferably, R comprises at least two crosslinking active groups. Preferably, at least one of the groups comprises a carbon-carbon double bond. R may be positively charged, negatively charged, or nonionic, depending on the desired properties of the membrane (for example, a membrane for capturing and immobilizing nucleic acids, preferably comprises positively charged hydrophilic groups). Suitable R groups include, but are not limited to, acrylates, which may optionally include one or more alkyl groups, cyclic ring groups containing one or more hetero atoms, and hydrophilic groups, such as hydroxy, ethoxy, carboxy or amino groups.

Suitable hydrophilic groups comprise the general formula $[-X_{n_1}-Y-CR=CH_2]_{n_2}$ where X is independently selected from the group including, but not limited to, X = (-CH₂-CH₂-O-); (-CH₂-O-); (-CH₂-CH(COOH)-); (-CH₂-CH(OH)-), Y can include, but is not limited to ([-CH₂-]_{n₃}); (-COO-); and n₁ is from about 1-50 while n₂ is from about 1-2. n₃ can be from about 1 to about 50.

However, these are only exemplary atoms that might be used, and it should be obvious to those of skill in the art that others might be substituted, so long as the hydrophilic nature of R is maintained, and that such substitutions are encompassed within the scope of the invention.

A general classification scheme for "hydrophilic" and "hydrophobic" biomaterial surfaces is provided in J. Biol. Mat. Res. 20, pp. ix-xi (1986).

The difunctional surface-modifying molecules according to the invention are coated on the surface as monomers in solution and then polymerized using a free radical
5 initiator, such as a photoinitiator (also free in solution), which adds free radicals to the carbon-carbon double bonds of the surface-modifying molecules. Both the surface-modifying molecule and the photoinitiator molecules are preferentially adsorbed on the substrate surface prior to cross-linking. As shown in Figure 1B, this enhances the efficiency of the coating process, since surface-modifying molecules are more likely to
10 remain on the surface of the substrate than not, and can interact highly efficiently with photoinitiator molecules which are also preferentially deposited and concentrated on the substrate surface.

Polymerization takes place across the crosslinking active groups, as surface-modifying molecules comprising free radicals interact with other surface-modifying
15 molecules at their crosslinking groups. The result is the formation of a polymeric network on the surface of the substrate with hydrophilic properties.

Because of the preferential absorption of surface-modifying molecules on the substrate surface, as well as the preferential absorption of photoinitiators on the substrate surface, crosslinking between polymerized molecules is less likely to form the inter-
20 connecting networks shown in seen for membranes of the prior art (see, e.g., Figure 1A), and therefore less pore plugging. Preferably, the pore sizes of the coated membrane are substantially the same as the pore sizes of the hydrophobic substrate.

In one particularly preferred embodiment, the difunctional surface-modifying molecules are ethoxylated (30) bisphenol A diacrylates which are available from
25 Sartomer (Oaklands Corporate Center, Exton PA 19341) under catalog number CD9038. While mono-functional hydrophilic acrylate monomers are usually used to hydrophilize a hydrophobic membrane surface. Only minute amounts of difunctional acrylate monomers are used as cross-linking agent. It is a discovery of the instant invention that by using difunctional acrylate monomers predominantly, if not exclusively, membrane

hydrophilization can be achieved using much less reagent. Reducing the amount of reagents used provides two advantages: (1) less pore plugging and (2) reduced downstream washing requirements. Judicious selection of a difunctional acrylate monomer with a hydrophobic section within the molecule, promotes the hydrophobic-
5 hydrophobic interaction between the difunctional acrylate and the membrane surface, thereby increasing the efficiency of the hydrophilization process.

Surface-modifying molecules according to the invention may have one or more of the following properties: resistance to degradation upon exposure to aqueous solutions, such as biological solutions; resistance to degradation by solvents; biocompatibility (e.g.,
10 membrane surfaces should not induce significant: platelet adhesion, interfere with the normal clotting mechanism; or cause any significant damage to the cellular elements or soluble components of the blood); and minimal pore clogging. Preferably, composite membranes comprising surface-modifying molecules according to the invention are chemically inert.

15 **Hydrophobic Substrates**

Suitable hydrophobic porous substrates include, but are not limited to: polyvinylidene fluoride (PVDF), polyvinyl fluoride (PVF), polytetrafluoroethylene (PTFE), fluorinated ethylene propylene (FEP), polystyrene, polysulfone, polyethersulfone, Polycarbonates (PC), Polyetheretherketone (PEEK), Polyetherimide
20 (PEI), Polymethylpentene (PMP), Polyphylene Oxide (PPO), Polyphenylene Sulfide (PPS), Polyvinyl Chloride (PVC), PolyStyrene-Acrylonitrile (SAN), polyolefins (e.g., such as polyethylene or polypropylene), polyester substrates, (e.g., such as Polyethylene Terephthalate (PET) and Polybutylene Terephthalate (PBT)), copolymers of ethylene and tetrafluoroethylene (ETFE), copolymers of ethylene and chlorotrifluoroethylene (ECTFE),
25 copolymers of PVDF with chlorotrifluoroethylene (CTFE); and copolymers of TFE, HFP and vinylidene fluoride (VDF). The substrate may comprise fibers that may be woven or non-woven. In one aspect, the hydrophobic substrate is a multilayer substrate comprising a hydrophobic surface (e.g., the substrate may comprise an organic polymer such as

PMMA, aliphatic polyurethane, or a polyolefin copolymer having a fluoropolymer surface layer).

5 The substrate may be in the form of a membrane, a film, a web, a mesh, a fabric, a matrix, and more generally is in any form that provides a surface. The particular form or use of the substrate is not intended to be a limiting aspect of the invention.

Substrates (and the composite membranes formed from these substrates) may be characterized by their hydraulic permeability and sieving coefficient. In one aspect, a hydrophobic substrate has a hydraulic permeability for water, at 25°C, of at least about
10 10.0 ml/m²/hr/cmHg. "Hydraulic permeability" is defined as the volume of a solvent transported through the membrane under the influence of a pressure gradient. In one aspect, hydrophobic substrates according to the invention have an average pore size of from about 0.01 μm to 10 μm, i.e., are suitable for microfiltration. Membranes also can be provided which are suitable for ultrafiltration. Preferably, such membranes have
15 molecular weight cutoff values of 10 kDa or less, 30 kDa, 50 kDa, 100 kDa, or higher and pore sizes less than 0.1 μm. Pores may have uniform sizes on average or may comprise varying sizes.

In one aspect, a hydrophobic substrate according to the invention has a minimum flow rate of 10ml/min/cm², for a 0.2 μm pore size, under a pressure, of 10 psi.

20 In one preferred aspect, the hydrophobic substrate is a membrane which is formed as a thin sheet (e.g., approximately 80-150 μm, preferably, about 120 μm) of substantially uniform thickness.

In preferred aspect, a hydrophobic substrate according to the invention comprises a PVDF membrane. PVDF membranes are commercially available with average pore
25 sizes (i.e., pore diameters) in the range from about 0.05 μm to about 10.0 μm. The smallest of these conventional pore sizes will retain some large viruses and most bacteria. A conventionally-produced PVDF membrane is disclosed by Mahoney, in U.S. Patent No. 5,013,339.

Methods of Making Composite Membranes

The invention further provides a method for making a composite porous membrane comprising a hydrophobic substrate and a hydrophilic surface. In one aspect, a hydrophobic porous membrane is rendered hydrophilic in a continuous process by
5 coating directly in a flow through mode with preferentially absorbing monomeric difunctional surface-modifying molecules, and photoinitiator molecules such as those described above.

The difunctional surface-modifying molecules have integral hydrophobic regions in the molecules which form associations with the substrate, facilitating preferential
10 absorption of the surface-modifying molecules on the substrate. The hydrophilic portions of the surface-modifying molecules are extended away from the substrate, providing a hydrophilic surface on the substrate while maintaining the underlying porous structure of the substrate.

In one aspect, a hydrophobic substrate, such as a PVDF membrane, is treated with
15 a reagent bath containing difunctional surface-modifying molecules. As used herein, "treated" refers to forcing the solution through the membrane for sufficient periods of time to coat the substrate with the difunctional surface-modifying molecule and the photoinitiator molecules. Preferably, the bath additionally comprises a solvent to facilitate wetting, and to dissolve the difunctional surface-modifying molecule and also a
20 mixture of suitable solvents, such as, for example, a mixture of water with an alcohol, can be used.

More preferably, the photoinitiator comprises of a phobic photoinitiator capable of the preferential adsorption on the surface of the substrate. Exemplary photoinitiator molecules of this type include those shown in Figures 2A-2O.

25 Suitable photoinitiators are agents that can initiate radical crosslinking. Such agents are known in the art and include, but are not limited to, 1-[4-(2-Hydroxy)-phenyl]-2-hydroxy-2-methyl-1-propane-1-one (Ciba Irgacure 2959) and other related Irgacures;

benzoin methyl ether; 1-hydroxycyclohexylphenyl ketone; and Darocur-related molecules, such as Darocur 1173.

Preferably, exposure to a reagent bath comprising a surface-modifying molecule and a photoinitiator is for a period of time from within about 0-10 minutes; longer
5 coating periods may be used but are not necessary.

Crosslinking can be triggered by actinic radiation, such as, for example, by UV light, or ionizing radiation, such as, for example, gamma radiation or X-radiation.

Exposure to actinic radiation can be effected at room temperature for a time usually between about 1 to 120 seconds, and preferably, between about 5 and 60 seconds.
10 Exposure converts the monomeric form of the difunctional surface-modifying molecules to polymers. Upon completion of crosslinking, the photoinitiator and excess monomer, if present, are removed from the composite porous membrane by rinsing in a suitable solvent. When the composite porous membrane is dried, it has essentially the same porous configuration as the original porous hydrophobic substrate.

15 While passive immersion (i.e., dipping, spraying, etc.) can be used to coat the substrate and generate porous composite membranes according to the invention, in one particularly preferred embodiment, an active method, such as a flow-through method is used.

Preferably, the substrate is placed in a flow device comprising a process chamber
20 which contains the reagent bath. Solution comprising the difunctional surface-modifying molecules, solvent, and photoinitiator is forced through a hydrophobic substrate. The substrate may be supported on a porous support during this process or on a frame (e.g., such as the rim of the opening of a flask). Solution may be forced through the substrate using a pressure differential, e.g., such as by applying a vacuum and withdrawing the
25 solution into a waste receptacle. Generally, the flow rate is optimized to achieve satisfactory coating levels (e.g., such as a maximum amount of hydrophilicity at the membrane surface for a minimum amount of surface modifying molecule). The membrane is then exposed to UV light to permit the surface-modifying molecules to

polymerize and to crosslink. The membrane is then dried and can be stored until ready to use.

It is a discovery of the instant invention that a flow-through method of coating can be highly efficient in generating composite membranes. Much less surface-modifying
5 molecules are used. For example, in comparison to passive immersion methods, for an incubation time of less than 5 minutes, less than about 0.5% of difunctional surface-modifying monomer can provide an effective coating, in comparison to levels of about 6-12% required in passive immersion methods.

The porous composite membranes treated according to the invention have greater
10 liquid flow rates per unit area with equal particle retention as compared to a membrane treated by other treatment methods of prior art. This means that if a sample of a solution containing particles is passed through the membrane of the present invention and an equal volume sample of the same solution is passed through a membrane treated by conventional methods, both membranes will retain the same amount of material, but the
15 membrane of the present invention will have a faster flow rate and process the liquid volume in a shorter time period. The composite porous membranes generated using the flow-through method described herein, have flow rates that equal those of the original phobic membrane in contrast to prior art membranes such as the one shown in Figure 1A.

Preferably, the membranes can be wetted even after drying for at least 2 hours at
20 90°C. Wetting times range from about 0 to less than a minute, preferably, less than 30 seconds, and still more preferably, in less than about 15 seconds.

The composite membranes can be used in a variety of applications, including, but not limited to, liquid separation processes such as microfiltration, ultrafiltration, dialysis, capture and/or immobilization of biomolecules (e.g., nucleic acids, proteins,
25 polypeptides, peptides, viruses, cells, and the like); as surfaces for implantation into the body (e.g., as part of an implantable medical device), or as surfaces incorporated into different devices. Additionally, the membranes can be configured in a variety of forms including, but not limited to, flat sheets, hollow fibers or tubes, and can be any shape.

Examples

The invention will now be further illustrated with reference to the following examples. It will be appreciated that what follows is by way of example only and that modifications to detail may be made while still falling within the scope of the invention.

5 Example 1.

A hydrophobic PVDF microporous membrane, having an average pore size of 0.45 micron and average thickness of 120 microns, was rendered hydrophilic by treating with a reagent bath containing a difunctional acrylate monomer and a photoinitiator in 50/50 IPA water solvent mixture. The difunctional acrylate monomer was ethoxylated (30) bisphenol A diacrylate (Sartomer CD 9038) and the photoinitiator was 1-[4-(2-Hydroxy)- phenyl]-2-hydroxy-2-methyl-1-propane-1-one (Ciba Irgacure 2959). Three membrane samples were treated in a flow through mode while another 3 samples were treated in a passive immersion mode. The treated membranes were UV irradiated, washed and dried. The concentration used for the treatments and the wettability of the resulting membranes is listed in the following table. The total treatment time was equal to 5 minutes in both cases.

The results demonstrated an instant wetting of the flow-through treated membranes versus an uneven wetting, with a lot of phobic spots, in the case of the passively treated membranes, in spite of the difference of the concentration of the monomer used, which was half as much in the case of the flow through application.

No	composition	treatment	Wettability after drying at 90°C, 18 hours
1	0.5% CD9038; 1.5% Irgacure 2959; 50/50 H ₂ O/IPA	Flow-through	wet
2	0.5% CD9038; 1.5% Irgacure 2959; 50/50 H ₂ O/IPA	Flow-through	wet
3	0.5% CD9038; 1.5% Irgacure 2959; 50/50 H ₂ O/IPA	Flow-through	wet
4	1% CD9038; 1.5% Irgacure 2959; 50/50 H ₂ O/IPA	passive	spotty
5	1% CD9038; 1.5% Irgacure 2959; 50/50 H ₂ O/IPA	passive	spotty
6	1% CD9038; 1.5% Irgacure 2959; 50/50 H ₂ O/IPA	passive	spotty

Example 2.

A polyvinylidene difluoride (PVDF) microporous membrane, having an average pore size of 0.2 micron and average thickness of 120 microns, is treated to produce a hydrophilic surface.

5 One set of 2 samples was treated in a flow-through mode with the reagent bath containing 1% of ethoxylated (30) bisphenol A diacrylate (Sartomer CD 9038) and 0.5 % 1-[4-(2-Hydroxy)-phenyl]-2-hydroxy-2-methyl-1-propane-1-one (Ciba Irgacure 2959).

A second set of samples was treated in a flow-through mode with the reagent bath containing 1% of polyethylene glycol (400) diacrylate (Sartomer SR 344) and 0.5 % 1-[4-
10 (2-Hydroxy)-phenyl]-2-hydroxy-2-methyl-1-propane-1-one (Ciba Irgacure 2959).

Ethoxylated (30) bisphenol A diacrylate (Sartomer CD 9038) has a hydrophobic anchor and is capable of preferential adsorption on phobic substrates, while polyethylene glycol (400) diacrylate (Sartomer SR 344) is a totally hydrophilic molecule, and is not capable of a significant, preferential adsorption on the phobic substrates.

15 The membrane samples were pre-wetted with IPA and washed with water mixture before the treatment. The treated membranes were UV irradiated, washed and dried.

The results listed in the following table showed that monomers capable of the preferential adsorption can be used at concentration levels where other monomers do not work.

20

No	composition	treatment	Wettability after drying at 90C, 18h
1	1% CD9038; 0.5% Irgacure 2959	Flow-through	wet
2	1% CD9038; 0.5% Irgacure 2959;	Flow-through	wet
3	1% SR344; 0.5% Irgacure 2959;	Flow-through	phobic
4	1% SR344; 0.5% Irgacure 2959;	Flow-through	phobic

Example 3

A PVDF microporous membrane, having an average pore size of 0.2 microns and average thickness of 120 microns, was treated to produce a hydrophilic surface. Two samples were treated in a flow through mode with the reagent bath containing 2% of ethoxylated (30) bisphenol A diacrylate (Sartomer CD 9038) and 0.5 % Ciba Irgacure 2959 in 70/30 water/IPA solvent. The third sample was used as an untreated control. The treated membranes were UV irradiated, washed and dried.

The results after washing and drying of the membranes demonstrated an instant wetting of the flow-through treated membranes. The performance characteristics revealed no differences between treated and non-treated membranes.

number	composition	treatment	Wettability after drying at 90C, 18 hours	IPA bubble point
Control	NA	NA	phobic	24
11	2%cd9038; 0.5% Irgacure 2959; 70/30 H ₂ O/IPA	Flow-through	wet	24
12	2%cd9038; 0.5% Irgacure 2959; 70/30 H ₂ O/IPA	Flow-through	wet	24

Example 4

A polyvinylidene difluoride (PVDF) microporous membrane, having an average pore size of 0.2 micron and average thickness of 120 microns was treated to produce a hydrophilic surface.

One set of 6 samples was treated in a flow-through mode with the reagent bath containing 2% ethoxylated (30) bisphenol A diacrylate (Sartomer CD 9038) and 0.125 % 1-Hydroxy-cyclohexyl-phenyl-ketone (Ciba Irgacure 184) in an 85/15 water/IPA solvent.

A second set of samples was treated in a flow-through mode with the reagent bath containing 2% of ethoxylated (30) bisphenol A diacrylate (Sartomer CD 9038) and 0.25 % 1-Hydroxy-cyclohexyl-phenyl-ketone (Ciba Irgacure 184) in 80/20 water/IPA solvent.

The membrane samples were pre-wetted with IPA and washed with a water/solvent mixture before the treatment. The treated membrane was UV irradiated, washed and dried.

The results listed in the following table show that it is possible to produce a hydrophilic membrane capable of withstanding extensive drying, and that it is possible to optimize the hydrophilization process by changing the compositions of the different reagent baths.

No	Composition	Treatment	Wettability after drying at 90°C, 2 hours	Wettability after drying at 90°C, 18 hours
1	2%cd9038; 0.125% Irgacure 184; 85/15 H ₂ O/IPA	Flow-through	instant	15.7±11.8 sec
2	2%cd9038; 0.25% Irgacure 184; 80/20 H ₂ O/IPA	Flow-through	instant	1.5±1.6 sec

10

Example 5

Three rolls of PVDF microporous membrane (600 ft each), having an average pore size of 0.45 micron and average thickness of 120 microns were treated to produce a hydrophilic surface. All 3 rolls were treated in a flow-through mode with the reagent bath containing 2% ethoxylated (30) bisphenol A diacrylate (Sartomer CD 9038) and 0.25 % 1-Hydroxy-cyclohexyl-phenyl-ketone (Ciba Irgacure 184) in an 80/20 water/IPA solvent.

Treated membranes were UV-irradiated, washed and dried.

The results listed in the following table showed that it is possible to produce a hydrophilic membrane capable of withstanding both the extensive drying, and autoclaving, using very low concentrations of the chemicals. Results of the treatment were absolutely consistent throughout the whole length of the treated membrane.

		WETTABILITY			
		Intact	2h, 90°C	18h, 90°C	3 Autoclave Cycles
	Sample				
Roll 1	0 ft	instant	Instant	instant	instant
	200 ft	instant	Instant	instant	instant
	400 ft	instant	Instant	instant	instant
	600 ft	instant	Instant	instant	instant
Roll 2	0 ft	instant	Instant	instant	instant
	200 ft	instant	Instant	instant	instant
	400 ft	instant	Instant	instant	instant
	600 ft	instant	Instant	instant	instant
Roll 3	0 ft	instant	Instant	instant	instant
	200 ft	instant	Instant	instant	instant
	400 ft	instant	Instant	instant	instant
	600 ft	instant	Instant	instant	instant

Example 6.

5 A supported polytetrafluoroethylene microporous membrane (PTFE), having an average pore size of 1 micron, and non-woven polypropylene (PP), having an average pore size of 0.5 micron, were treated to produce a hydrophilic surface.

Samples were treated in a flow-through mode with the reagent bath containing 2% of ethoxylated (30) bisphenol A diacrylate (Sartomer CD 9038) and 0.25 % 1-Hydroxy-cyclohexyl-phenyl-ketone (Ciba Irgacure 184) in 80/20 water/IPA solvent.

10 The membrane samples were pre-wetted with IPA and washed with water before treatment. The treated membranes were UV irradiated, washed and dried.

The results listed in the following table showed that it is possible to produce a hydrophilic surface capable of withstanding extensive drying.

No	Composition	Treatment	Wettability after drying at 90C, 2 hours	Wettability after drying at 90C, 18 hours
PTFE	2%cd9038; 0.25% Irgacure 184; 80/20 H ₂ O/IPA	Flow-through	instant	instant
PP	2%cd9038; 0.25% Irgacure 184; 80/20 H ₂ O/IPA	Flow-through	instant	instant

Example 7.

A polyvinylidene difluoride (PVDF) microporous membrane, having an average pore size of 0.45 micron and average thickness of 120 microns, was treated to produce a hydrophilic surface.

One set of 8 samples was treated in a flow-through mode with the reagent bath containing 2% of ethoxylated (30) bisphenol A diacrylate (Sartomer CD 9038) and 0.25 % 1-Hydroxy-cyclohexyl-phenyl-ketone (Ciba Irgacure 184) in 80/20 water/IPA solvent.

The membrane samples were pre-wetted with IPA and washed with a water mixture before the treatment. The treated membranes were UV irradiated, washed and dried.

The second set of 8 samples was left untreated (phobic).

Wettability, water flow rate and IPA bubble point were measured for all the samples. The results listed in the following table showed that it is possible to produce a hydrophilic membrane capable of withstanding the extensive drying with virtually no change in the flow through efficiency.

No	Composition	Wettability after drying at 90°C, 18 hours	Water flow rate cc/min/cm ²	IPA bubble point psi
1	2%cd9038; 0.25% Irgacure 184; 80/20 H ₂ O/IPA	instant	52.78±1.79	11.38±0.21
2	None	phobic	51.14± 3.78	11.15± 0.18

All patent and non-patent publications cited in this specification are indicative of the level of skill of those skilled in the art to which this invention pertains. All these publications and patent applications are herein incorporated by reference to the same extent as if each individual publication or patent application was specifically and
5 individually indicated as being incorporated by reference herein.

Those skilled in the art will recognize, or be able to ascertain, using no more than routine experimentation, numerous equivalents to the specific substances and procedures described herein. Such equivalents are considered to be within the scope of this invention, and are covered by the following claims.

10 Although the invention herein has been described with reference to particular embodiments, it is to be understood that these embodiments are merely illustrative of the principles and applications of the present invention. It is therefore to be understood that numerous modifications may be made to the illustrative embodiments and that other arrangements may be devised without departing from the spirit and scope of the present
15 invention as defined by the appended claims.

What is claimed is:

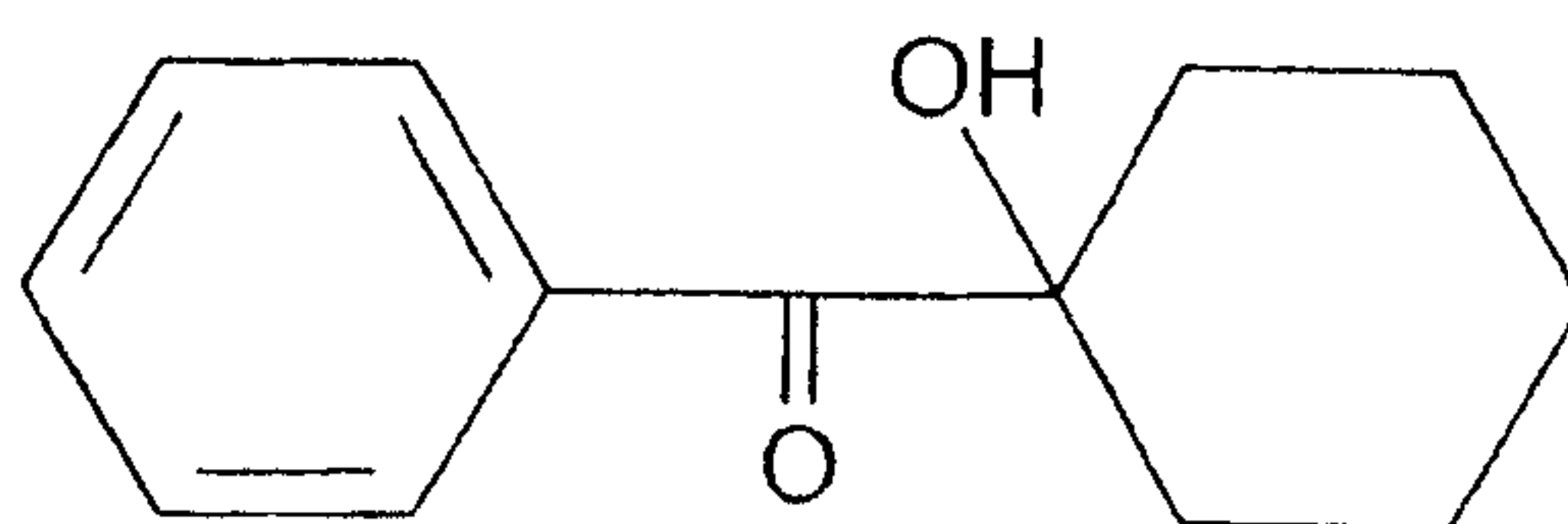
CLAIMS:

1. A composite porous membrane comprising:
 - a hydrophobic substrate having an average pore size ranging from about 0.01 μm to about 10 μm coated with difunctional surface-modifying molecules;
 - each difunctional surface-modifying molecule comprising a hydrophobic portion preferentially associated with the substrate and a hydrophilic portion, and having an active group containing a carbon-carbon double bond, the difunctional surface-modifying molecules consisting of a difunctional acrylate monomer;
 - wherein the substrate is coated by flowing a reagent solution through the substrate to coat the substrate surface and inner surfaces of the pores, the reagent solution comprising the difunctional surface-modifying molecules, a solvent, and a photoinitiator, wherein the reagent solution is capable of flowing through the substrate; and
 - wherein the surface-modifying molecules are crosslinked to form a crosslinked hydrophilic polymeric network at the surface of the membrane, wherein the pore size of the coated membrane is substantially the same as the pore size of the porous membrane before coating.
2. The membrane according to claim 1, wherein the hydrophilic portion of the surface-modifying molecules comprises at least two crosslinking active groups.
3. The membrane according to claim 2, wherein at least one of the at least two crosslinking active groups comprises a carbon-carbon double bond.
4. The membrane according to claim 1, wherein 100% of molecules associated with the substrate comprise difunctional surface-modifying molecules.
5. The membrane according to claim 1, wherein the hydrophobic group is a hydrophobic alkyl, aromatic group, or olefinic hydrocarbon group.
6. The membrane according to claim 1, wherein the hydrophobic group comprises an aromatic hydrocarbon molecule.

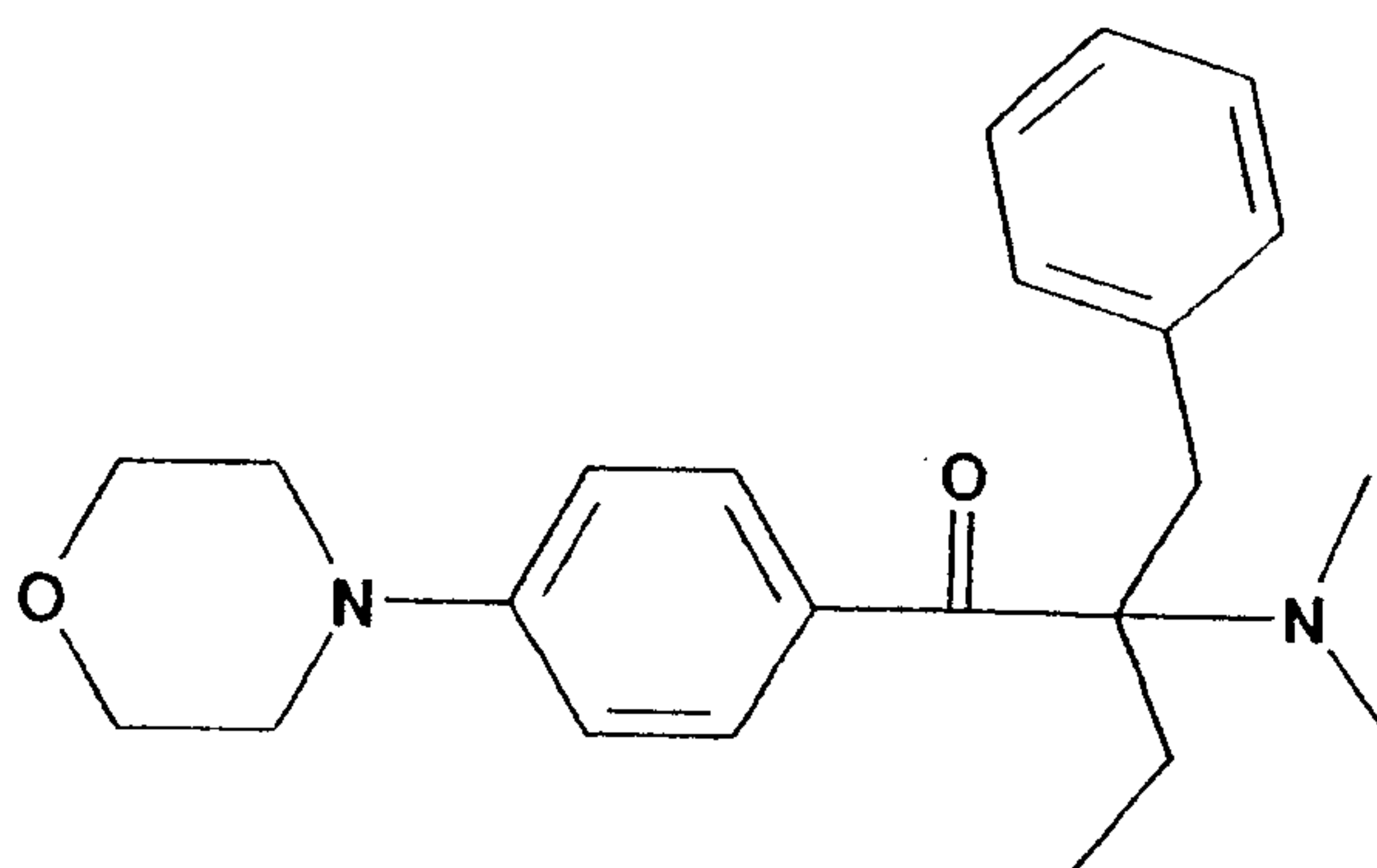
7. The membrane according to claim 6, wherein the aromatic hydrocarbon comprises a bisphenol A group.
8. The membrane according to claim 1, wherein the hydrophobic group does not form covalent bonds with the surface.
9. The membrane according to claim 1, wherein the hydrophilic group is positively charged.
10. The membrane according to claim 1, wherein the hydrophilic group is negatively charged.
11. The membrane according to claim 1, wherein the hydrophilic group comprises a neutral charge.
12. The membrane according to claim 1, wherein the hydrophilic group comprises the general formula $[-X_{n_1}-Y-CR=CH_2]_{n_2}$ where X is independently selected from the group consisting of $(-CH_2-CH_2-O-)$; $(-CH_2-O-)$; $(-CH_2-CH(COOH)-)$; $(-CH_2-CH(OH)-)$; Y is selected from the group consisting of $([-CH_2-]_{n_3})$; $(-COO-)$; n_1 is from about 1-50; n_2 is from about 1-2; and n_3 can be from about 1 to about 50.
13. The membrane according to claim 1, wherein the difunctional surface modifying molecules are polymerized on the substrate surface after being preferentially adsorbed with the substrate surface.
14. The membrane according to claim 1, wherein the difunctional surface molecules comprise ethoxylated (30) bisphenol A diacrylates.
15. The membrane according to claim 1, wherein the photoinitiator is preferentially adsorbed by the substrate surface.

16. The membrane according to claim 1, wherein the photoinitiator comprises a substantially hydrophobic molecule.

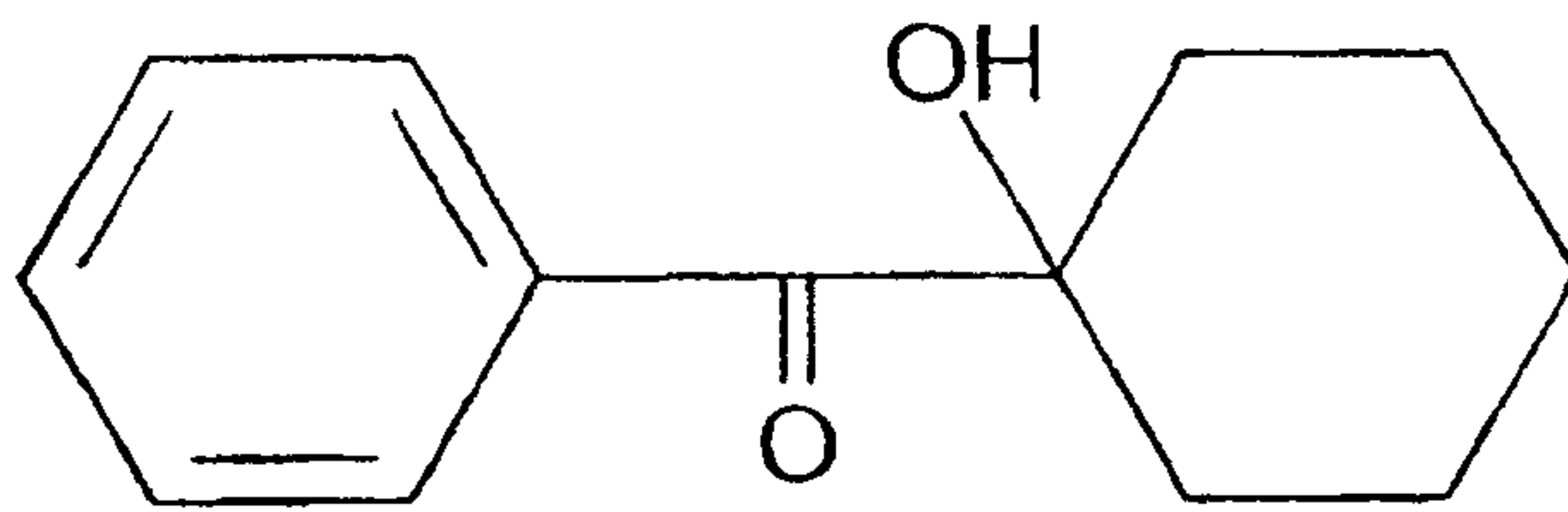
17. The membrane according to claim 1, wherein the photoinitiator is selected from the group consisting of:



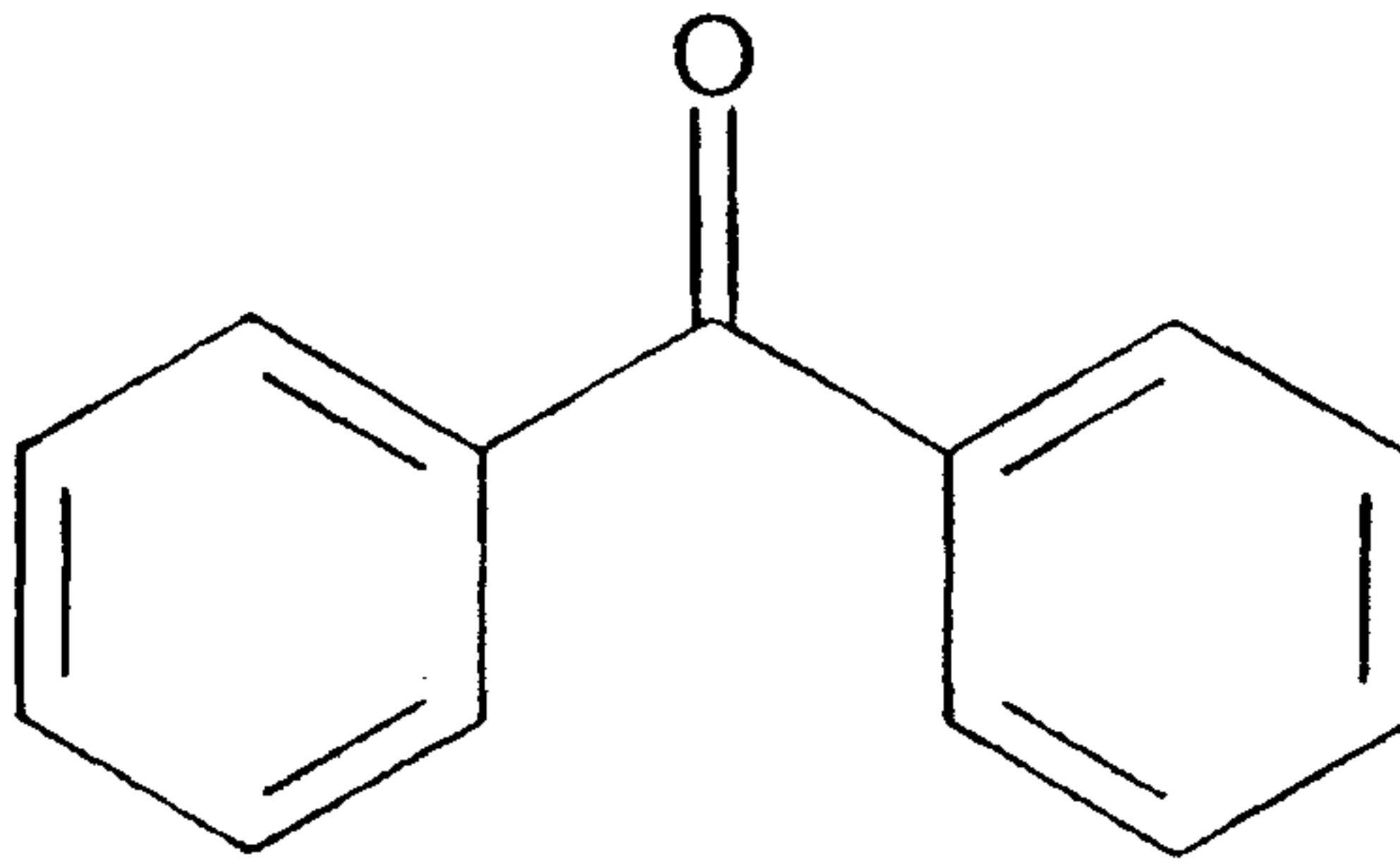
1-Hydroxy-cyclohexyl-phenyl-ketone
Molecular weight: 204.3



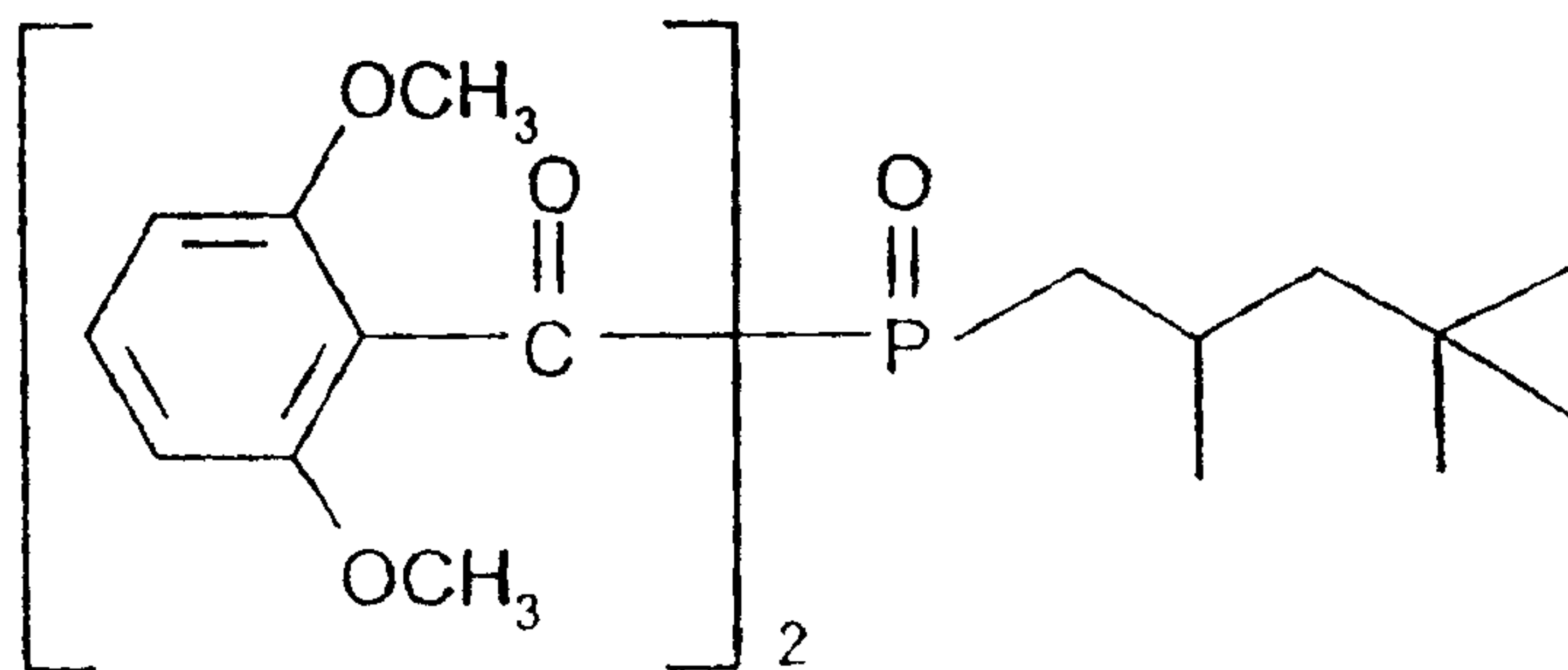
2-Benzyl-2-dimethylamino-1-(4-morpholinophenyl)-butanone-1



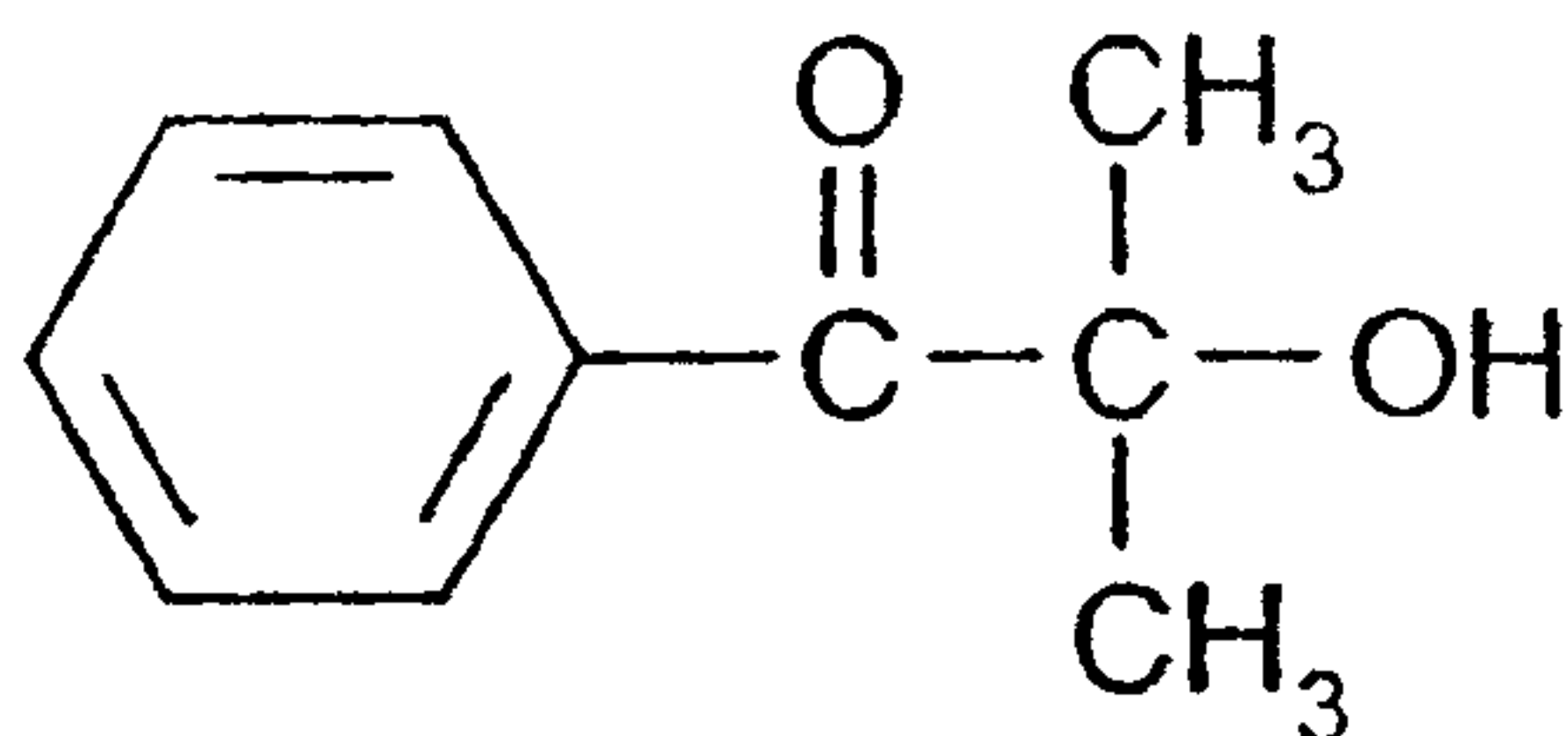
50 % 1-Hydroxy-cyclohexyl-phenyl-ketone (IRGACURE[®] 184)



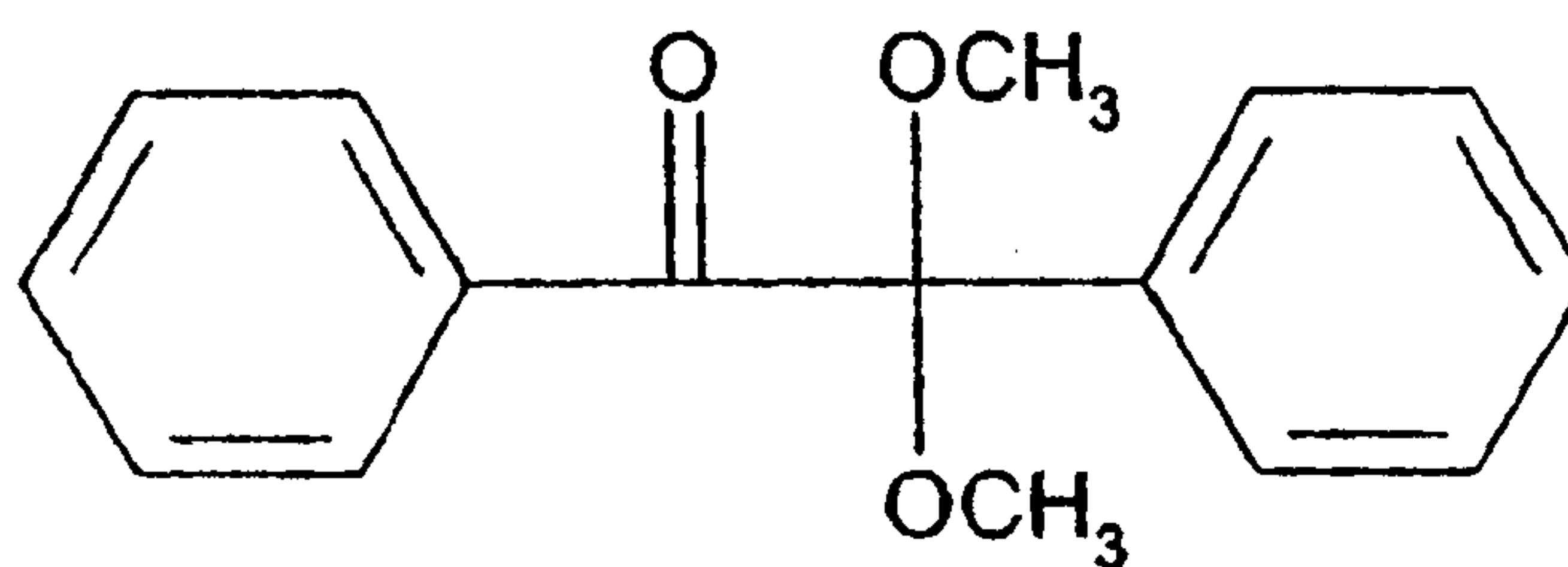
50 % Benzophenone



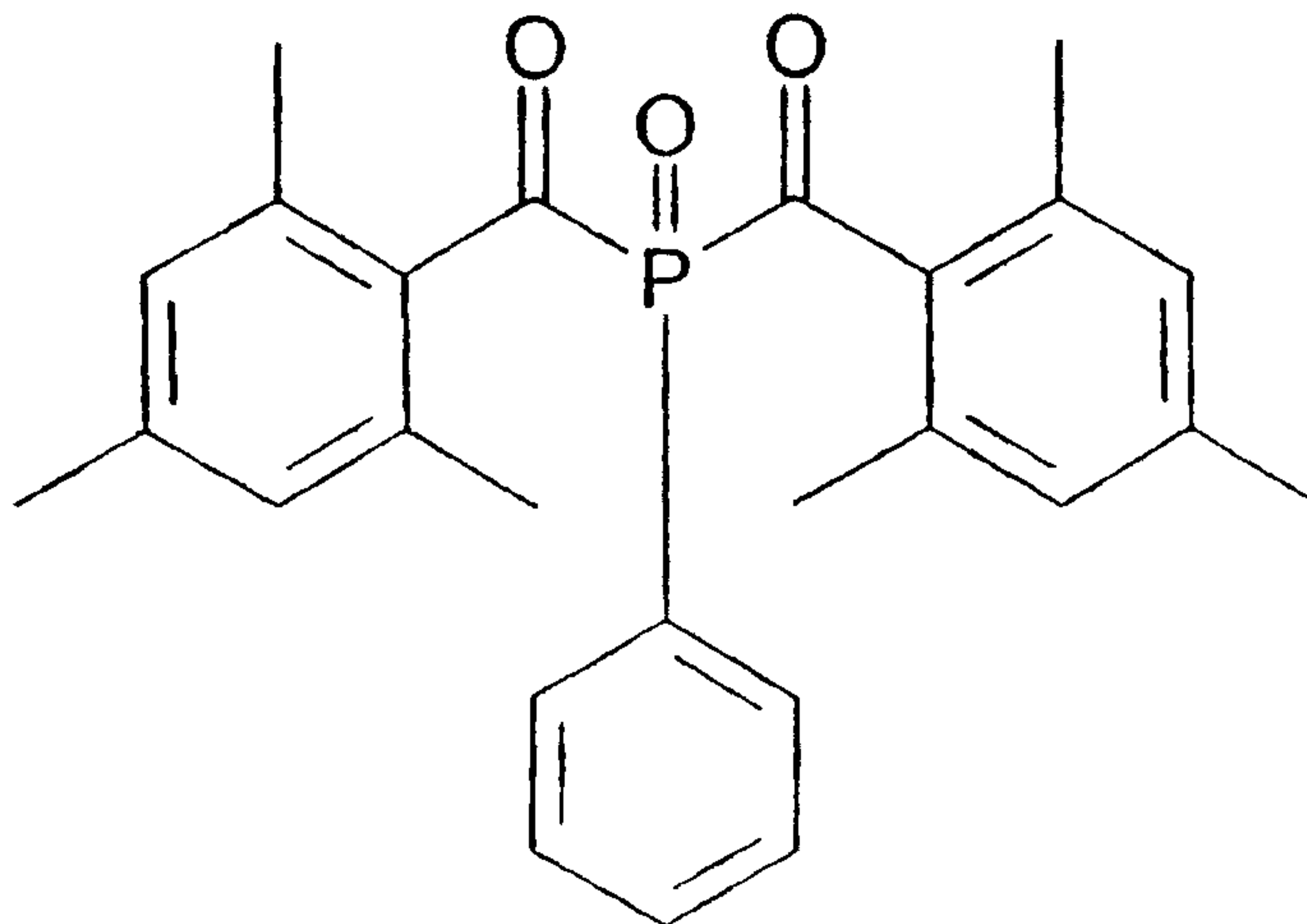
25 % Bis(2,6-dimethoxybenzoyl)-2,4,4-trimethyl pentylphosphineoxide



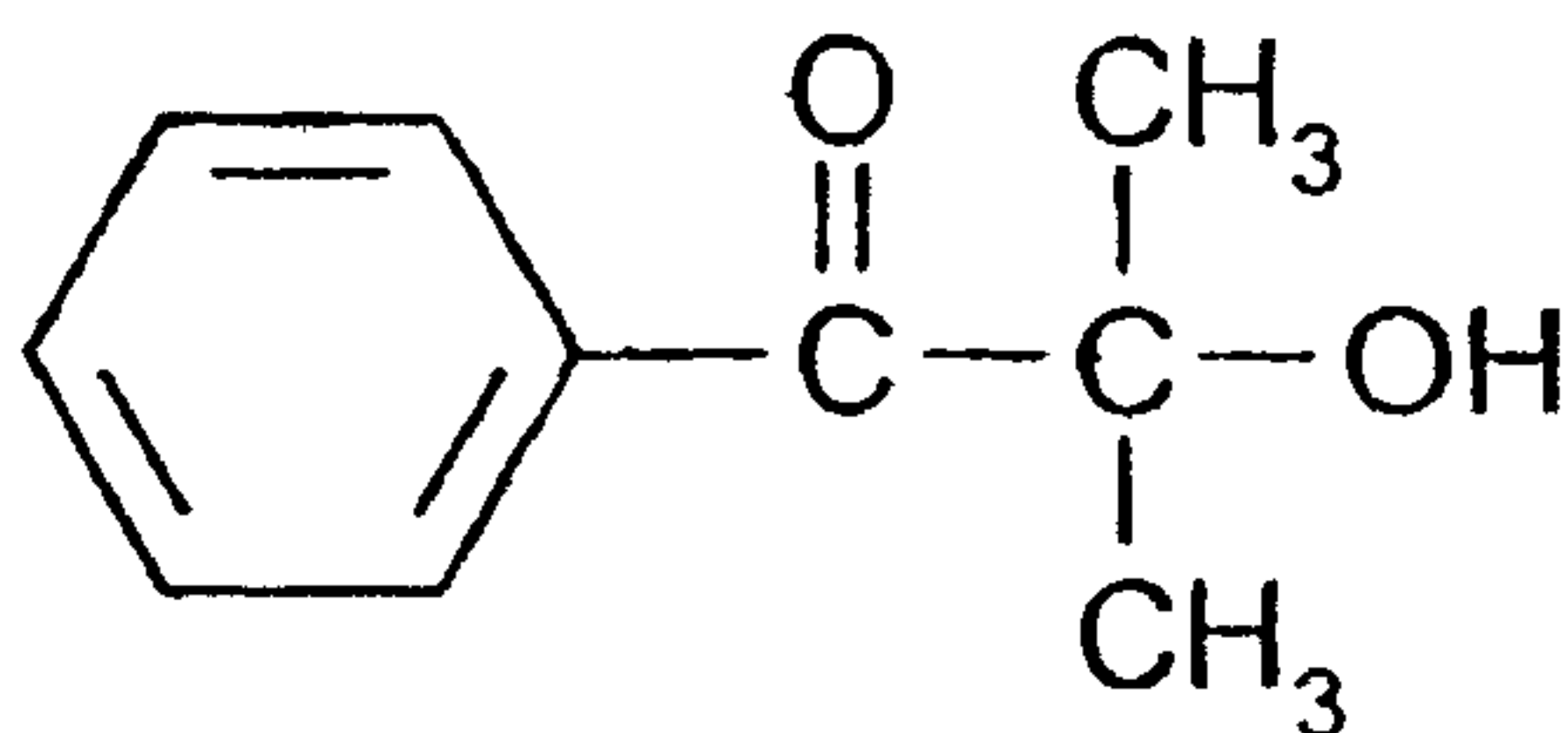
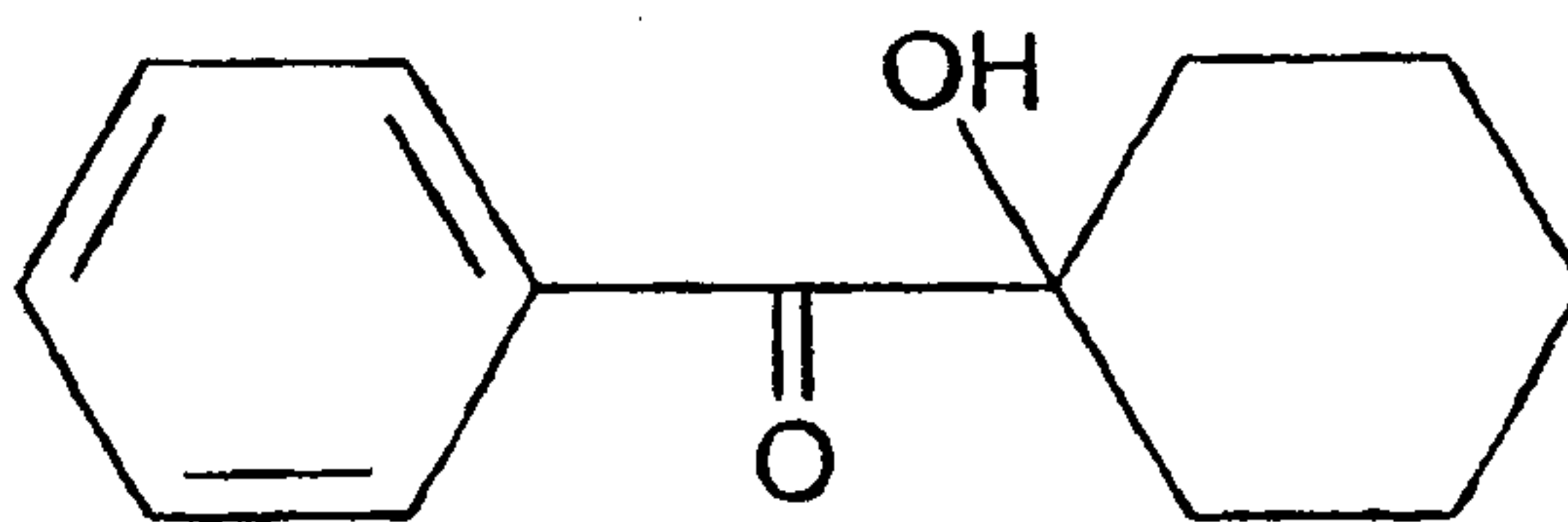
75 % 2-Hydroxy-2-methyl-1-phenyl-propan-1-one (DAROCUR[®] 1173)

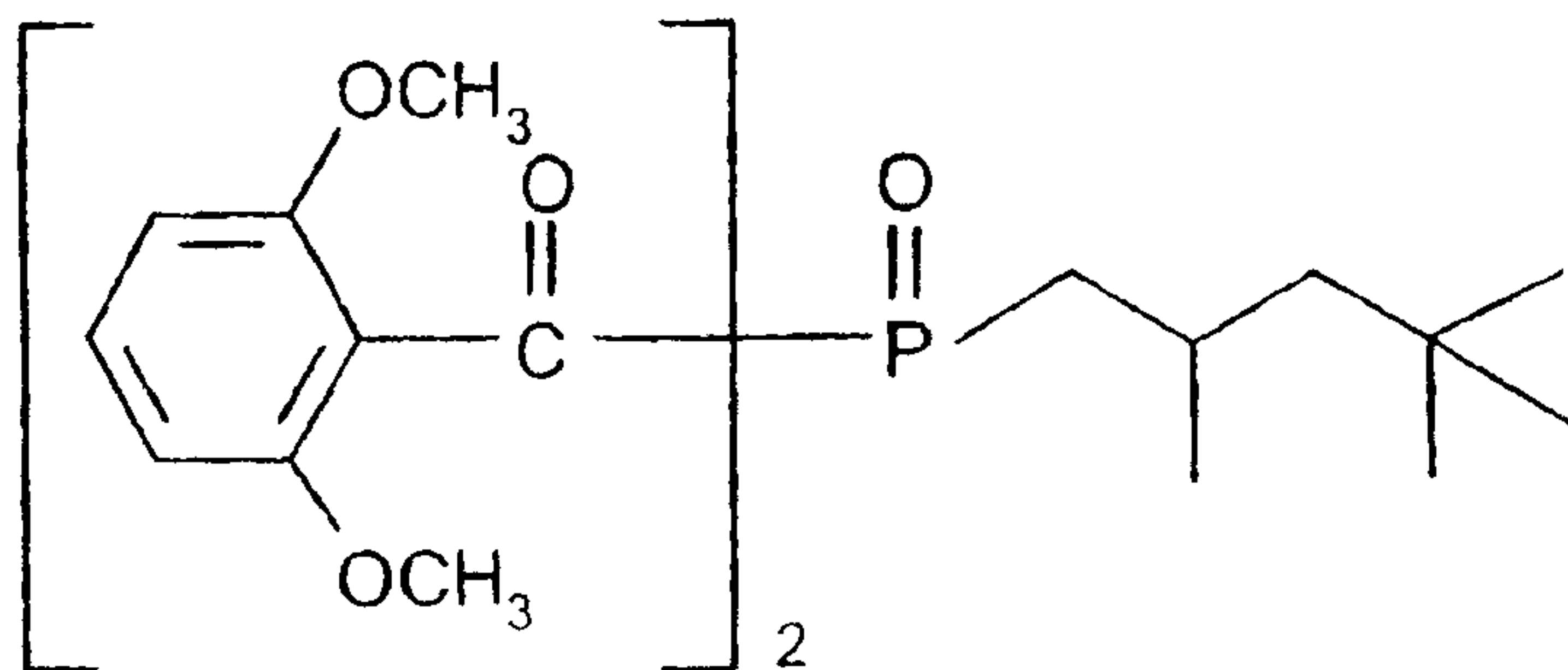


2,2-Dimethoxy-1,2-diphenylethan-1-one

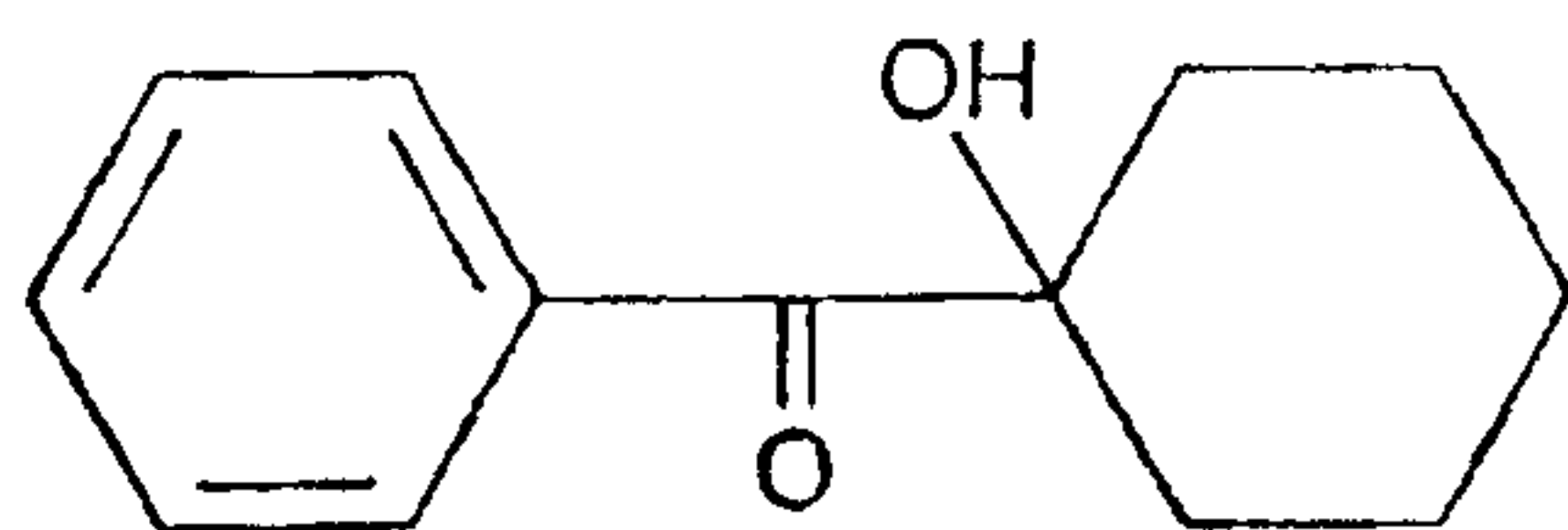


Bis(2,4,6-trimethylbenzoyl)-phenylphosphineoxide

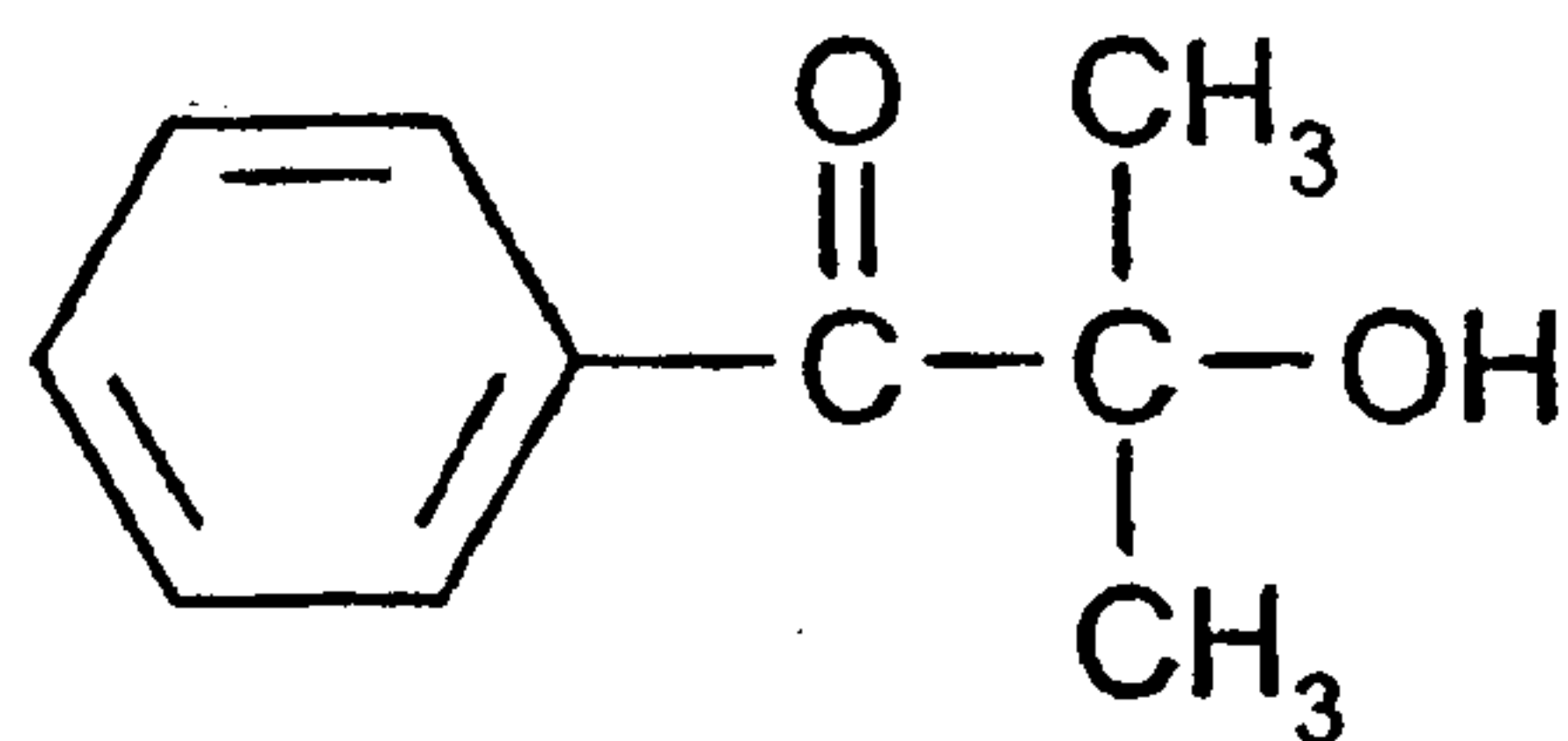
80 % 2-Hydroxy-2-methyl-1-phenyl-propan-1-one (DAROCUR[®] 1173)20 % 1-Hydroxy-cyclohexyl-phenyl-ketone (IRGACURE[®] 184)



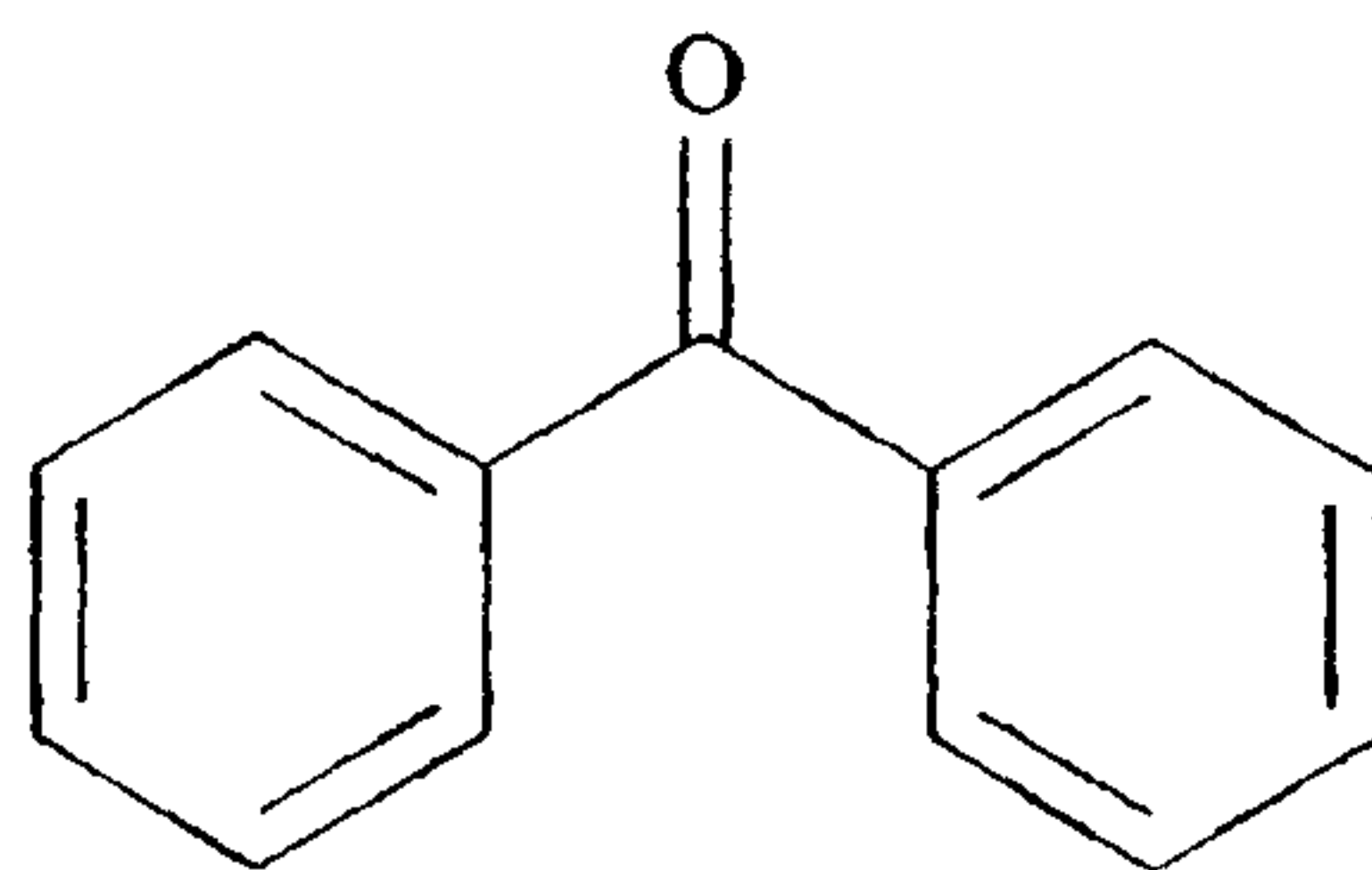
25 % Bis(2,6-dimethoxybenzoyl)-2,4,4-trimethyl-pentylphosphineoxide



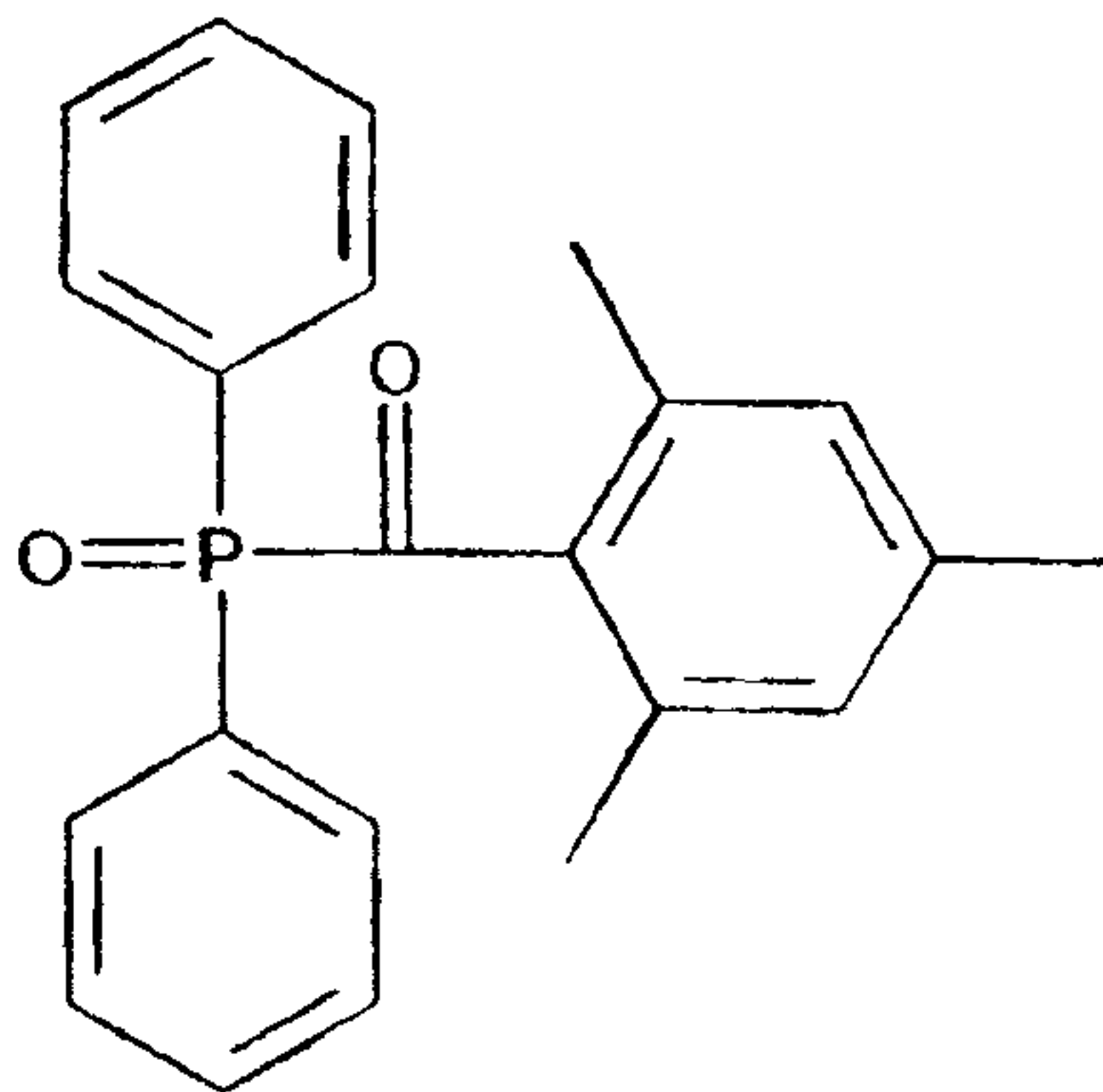
75 % 1-Hydroxy-cyclohexyl-phenyl-ketone (IRGACURE[®] 184)



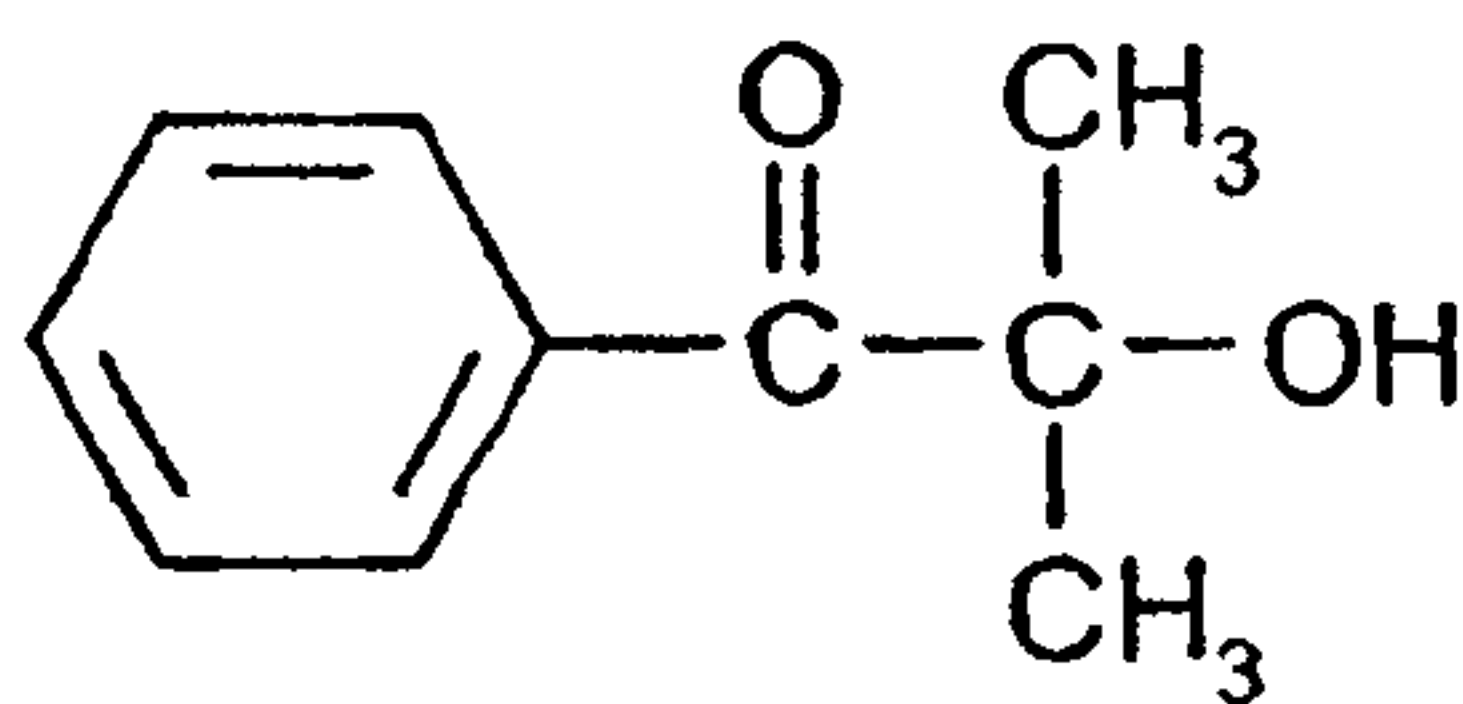
2-Hydroxy-2-methyl-1-phenyl-propan-1-one

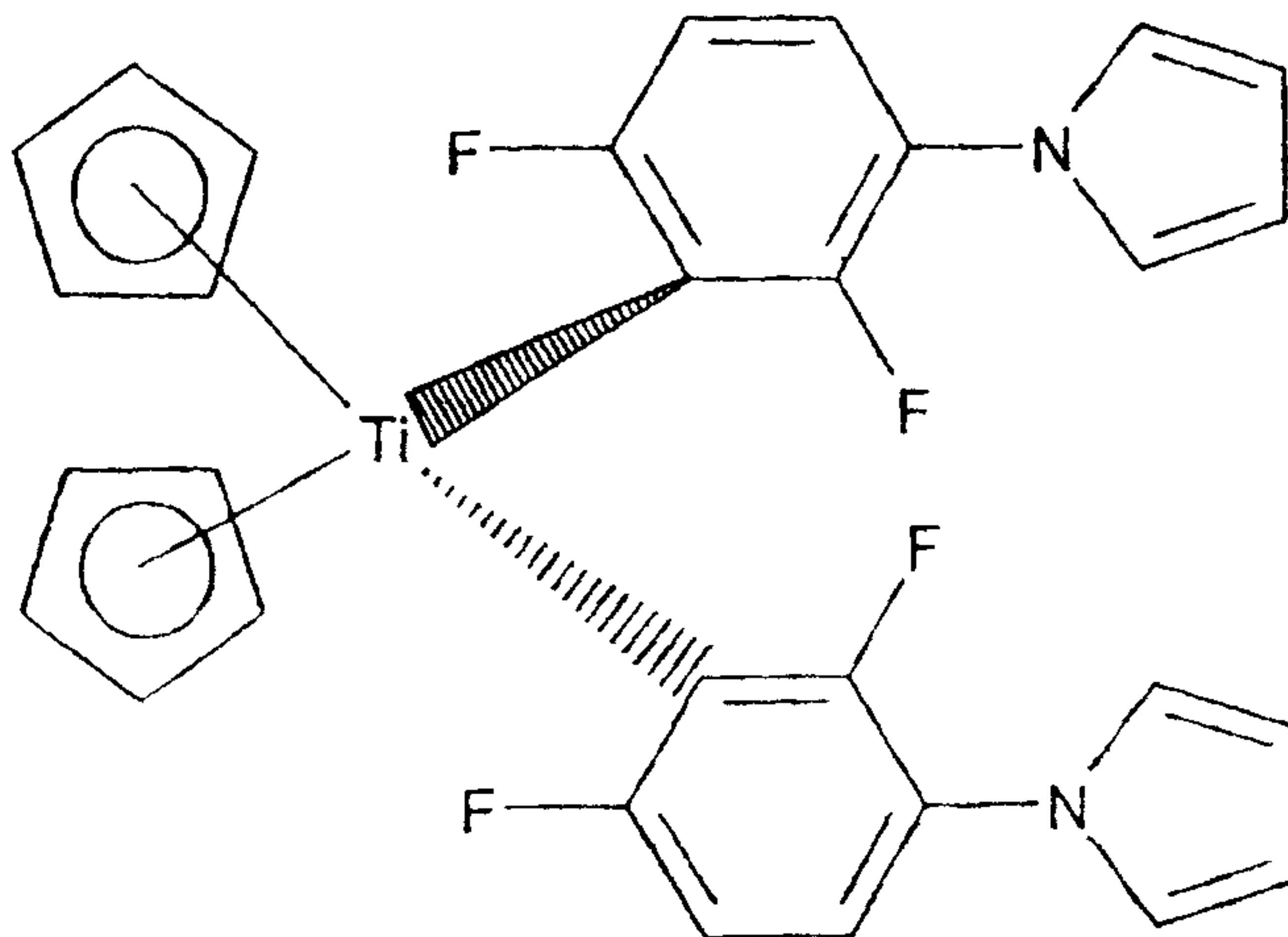


Benzophenone

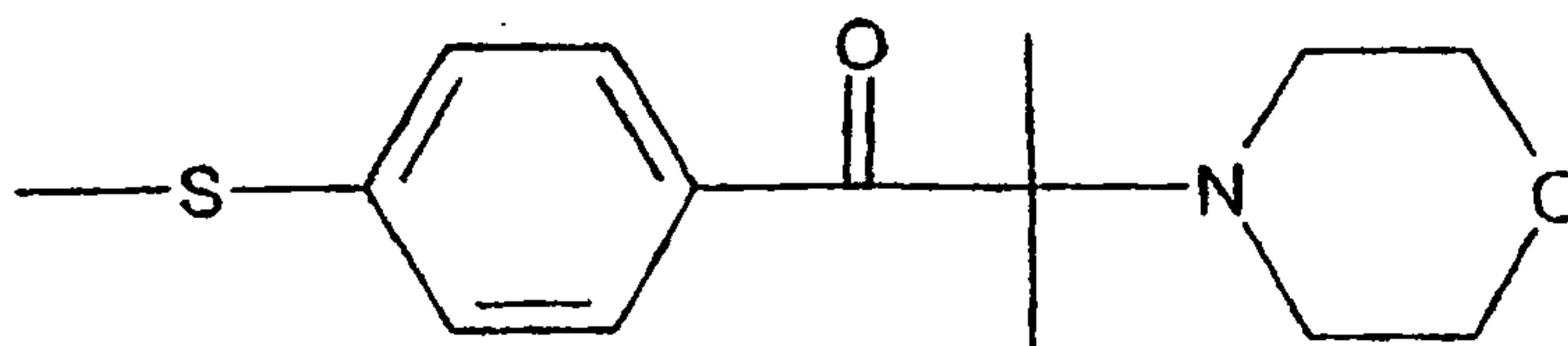


50 % 2,4,6-Trimethylbenzoyl-diphenyl-phosphineoxide

50 % 2-Hydroxy-2-methyl-1-phenyl-propan-1-one (DAROCUR[®] 1173)

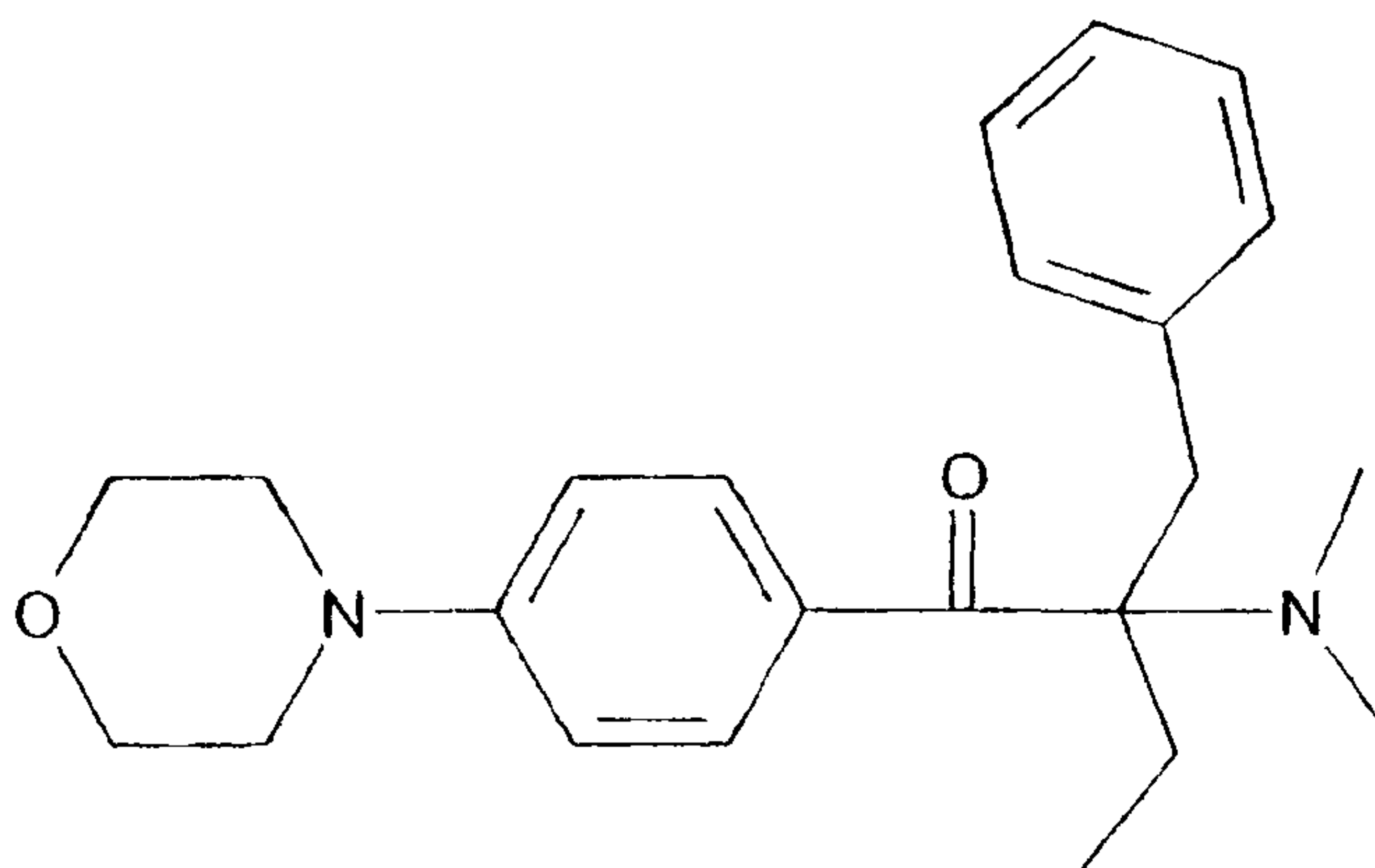


Bis(.eta.5-2,4-cyclopentadien-1-yl)-bis
(2,6-difluoro-3-(1H-pyrrol-1-yl)-phenyl) titanium

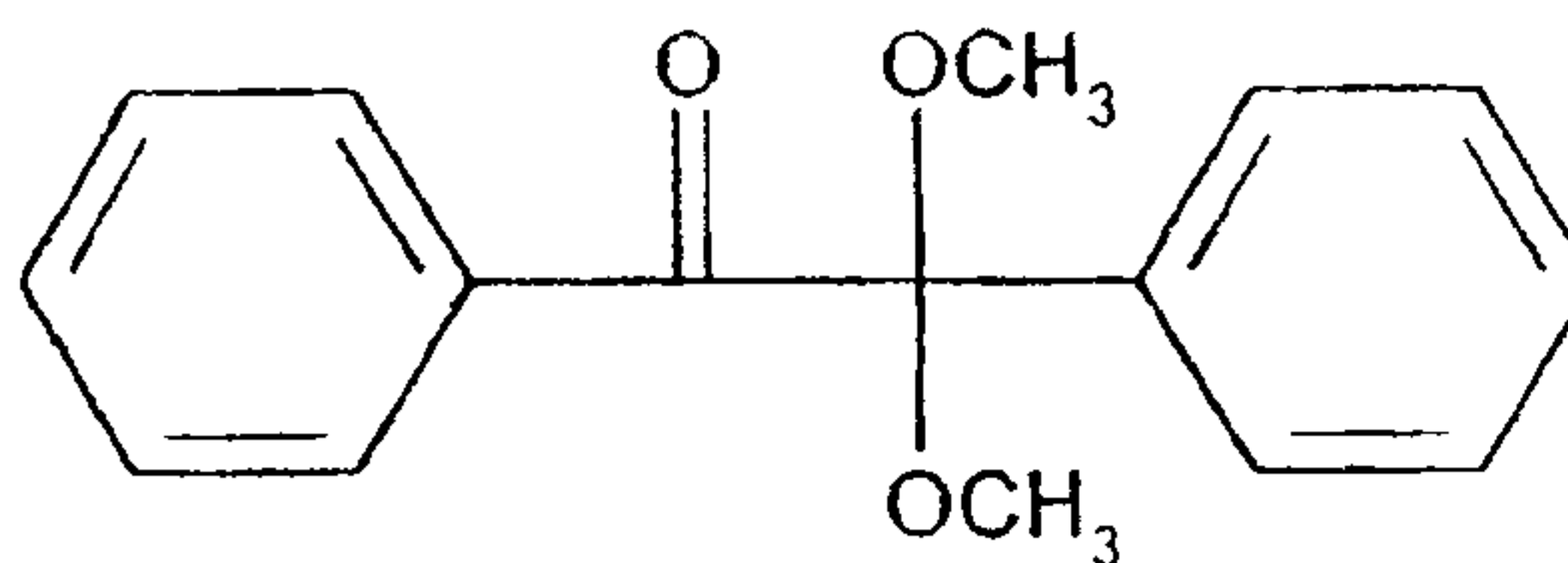


2-Methyl-1[4-(methylthio)phenyl]-2-morpholinopropan-1-one

30% IRGACURE 369:

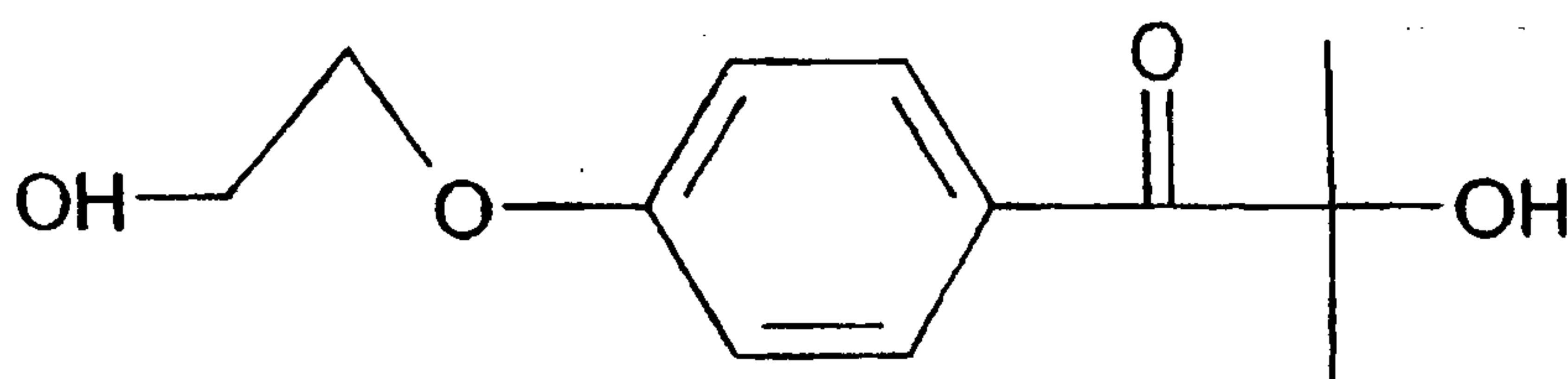


70% IRGACURE 651:



IRGACURE 369: 2-Benzyl-2-dimethylamino-1-(4-morpholinophenyl)-
butanone-1

and

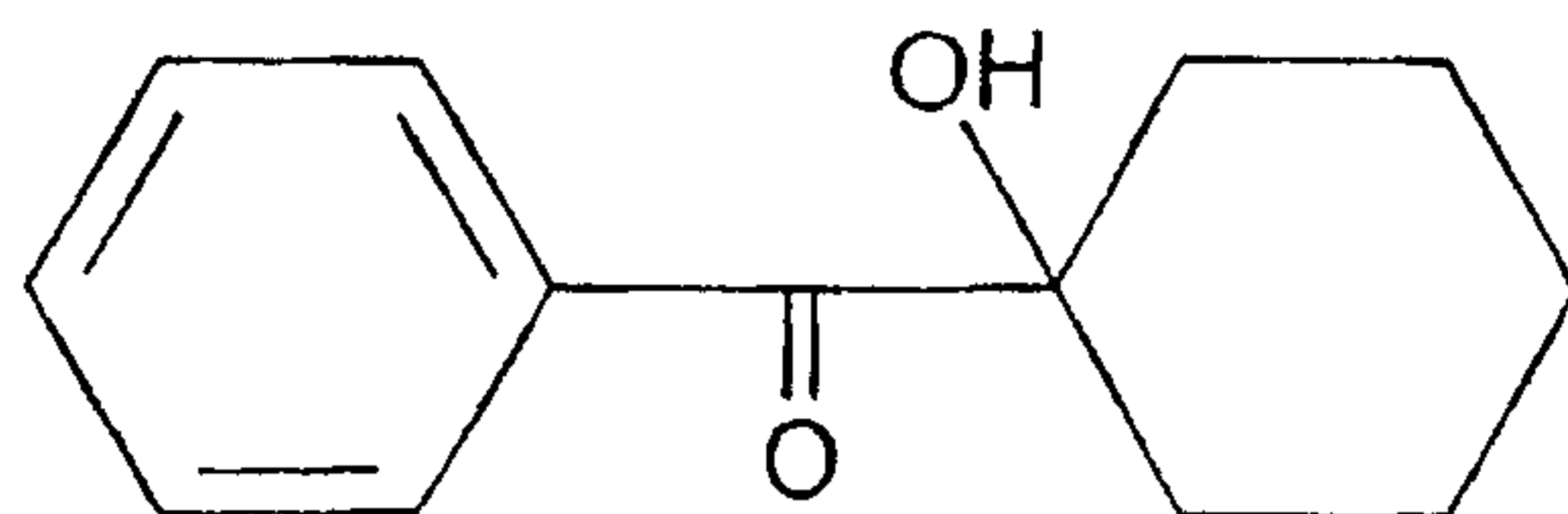


1-[4-(2-Hydroxyethoxy)-phenyl]-2-hydroxy-2-methyl-1-
propane-1-one

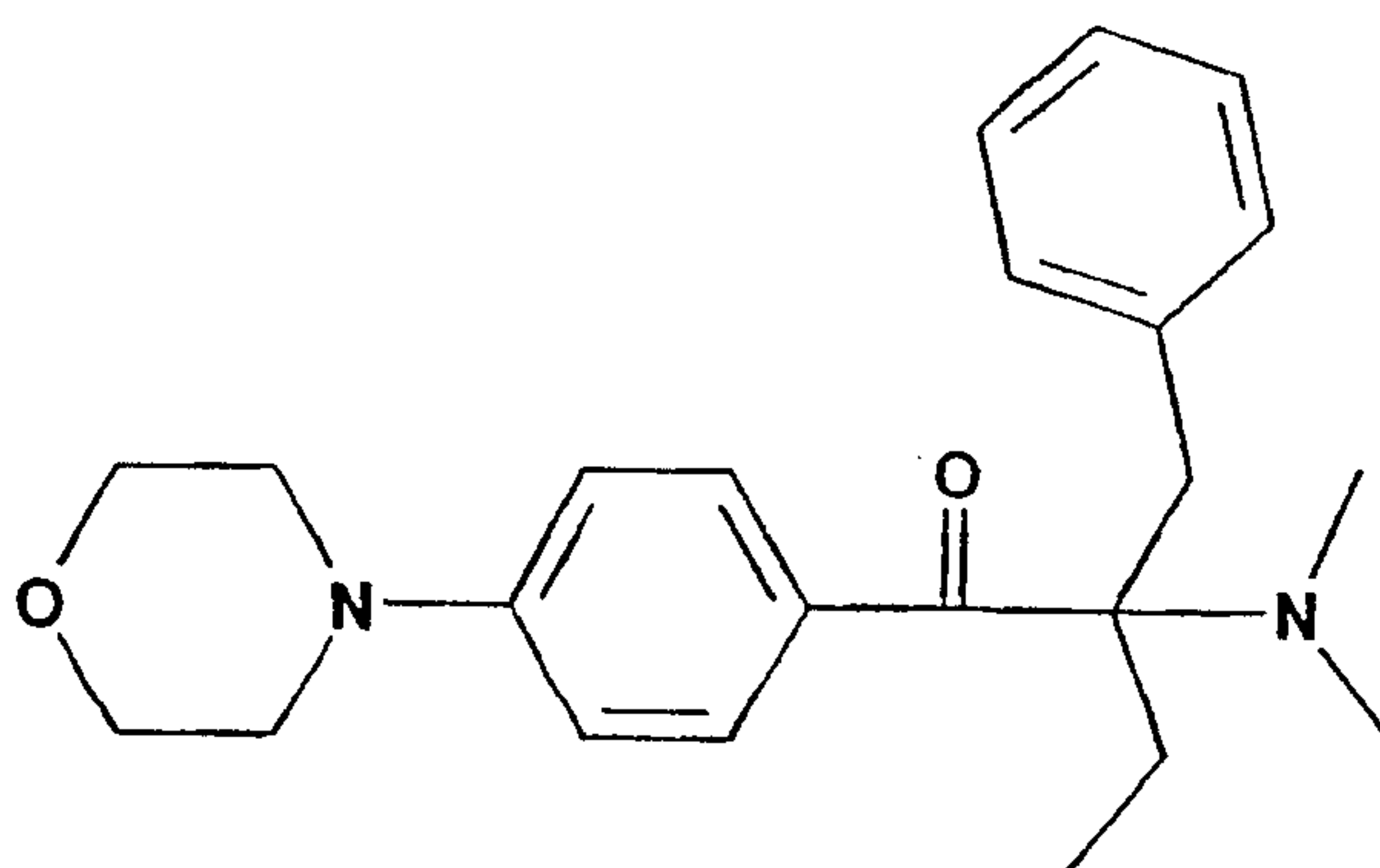
18. The membrane according to claim 1, wherein the hydrophobic substrate comprises polyvinylidene fluoride.
19. The membrane according to claim 1, wherein the membrane is wettable within less than about 30 seconds after drying upon contacting with an aqueous solution.
20. The membrane according to claim 1, wherein the membrane is autoclavable.
21. A method for making a composite porous membrane with a hydrophilic surface, comprising:
 - providing a porous hydrophobic substrate;
 - coating the porous hydrophobic substrate with difunctional surface-modifying monomer molecules, wherein the difunctional surface-modifying molecules comprise a hydrophobic portion and a hydrophilic portion;
 - allowing the surface-modifying molecules to become preferentially adsorbed with the substrate via their hydrophobic portions by hydrophobic interaction; and
 - crosslinking the surface-modifying molecules that are adsorbed via the hydrophobic portion to the substrate by hydrophobic interaction to form a crosslinked hydrophilic polymer network on the surface of the substrate, wherein the pore size of the coated substrate is substantially the same as the pore size of the porous substrate before coating.
22. The method according to claim 21, wherein the coating is performed using a flow-through method.
23. The method according to claim 21, wherein the substrate is immersed in a reagent bath comprising a solution of difunctional surface-modifying molecules and a photoinitiator, and wherein the solution is forced through the substrate.
24. The method according to claim 23, wherein the reagent bath further comprises a solvent.

25. The method according to claim 23, wherein the photoinitiator comprises a substantially hydrophobic molecule.

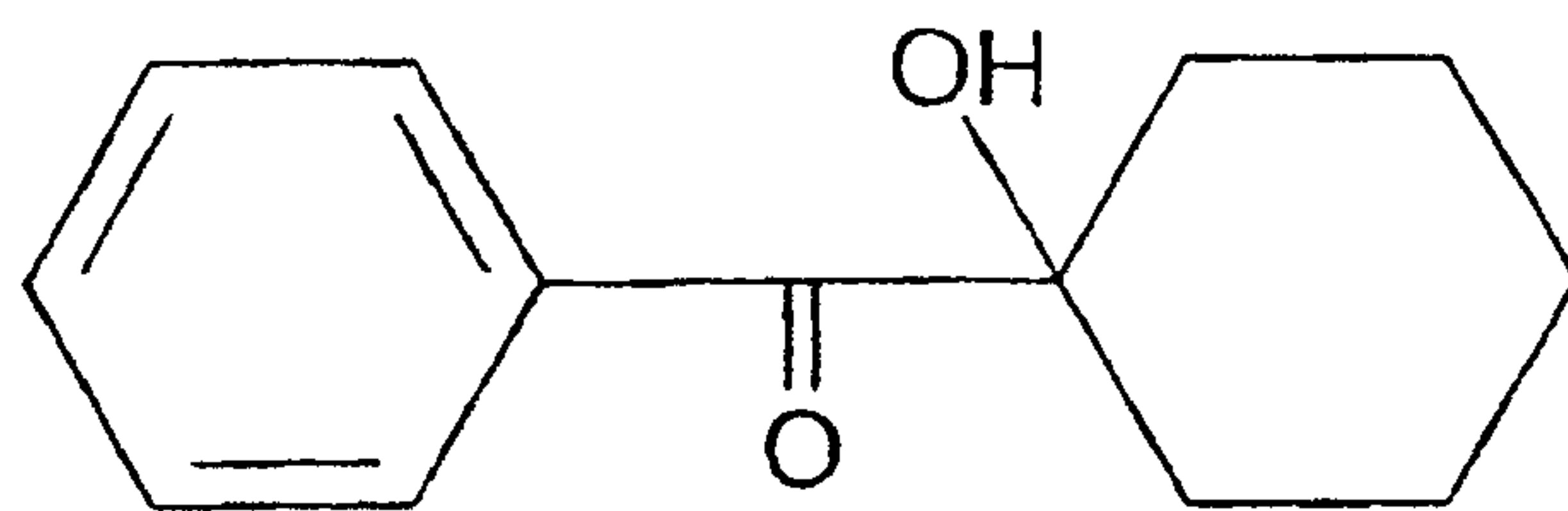
26. The method according to claim 23, wherein the photoinitiator is a molecule selected from the group consisting of:



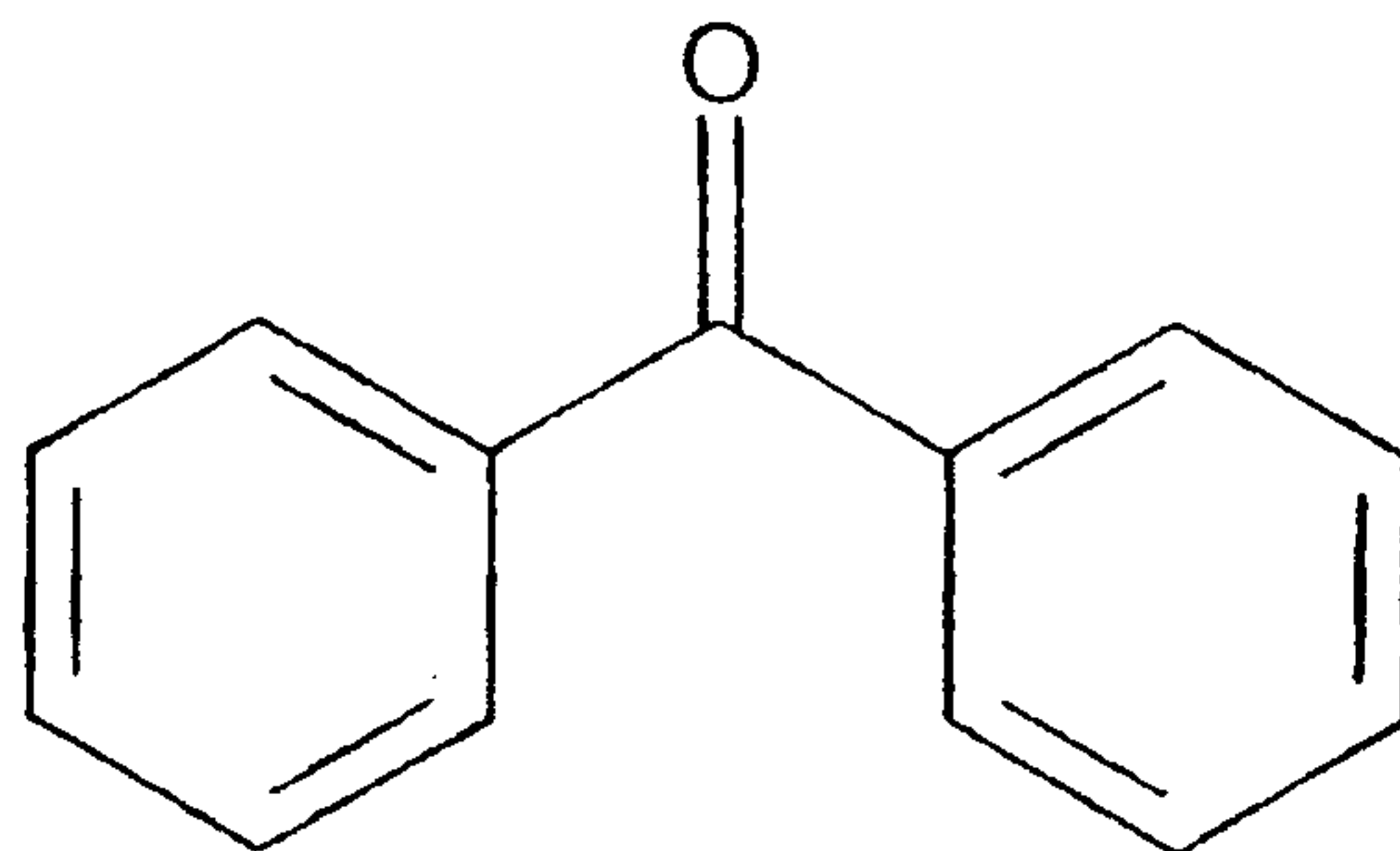
1-Hydroxy-cyclohexyl-phenyl-ketone
Molecular weight: 204.3



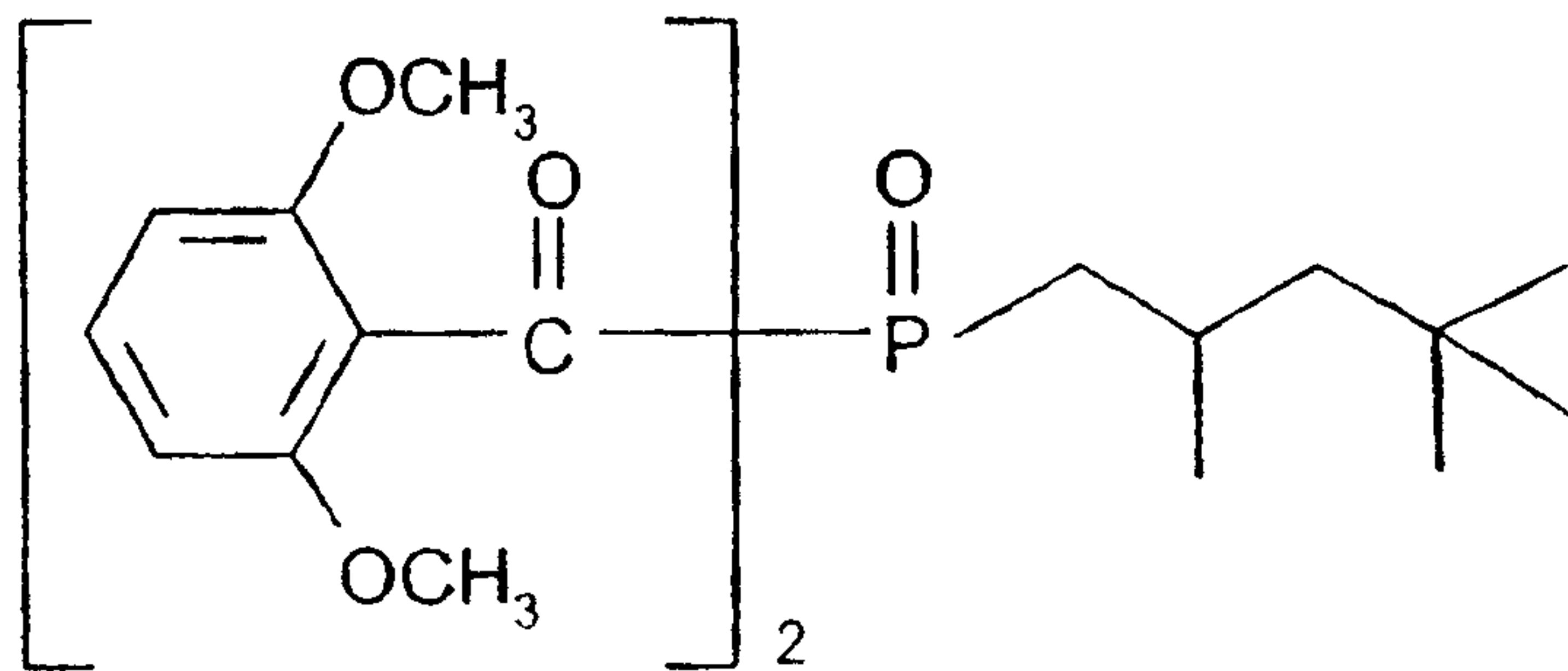
2-Benzyl-2-dimethylamino-1-(4-morpholinophenyl)-butanone-1



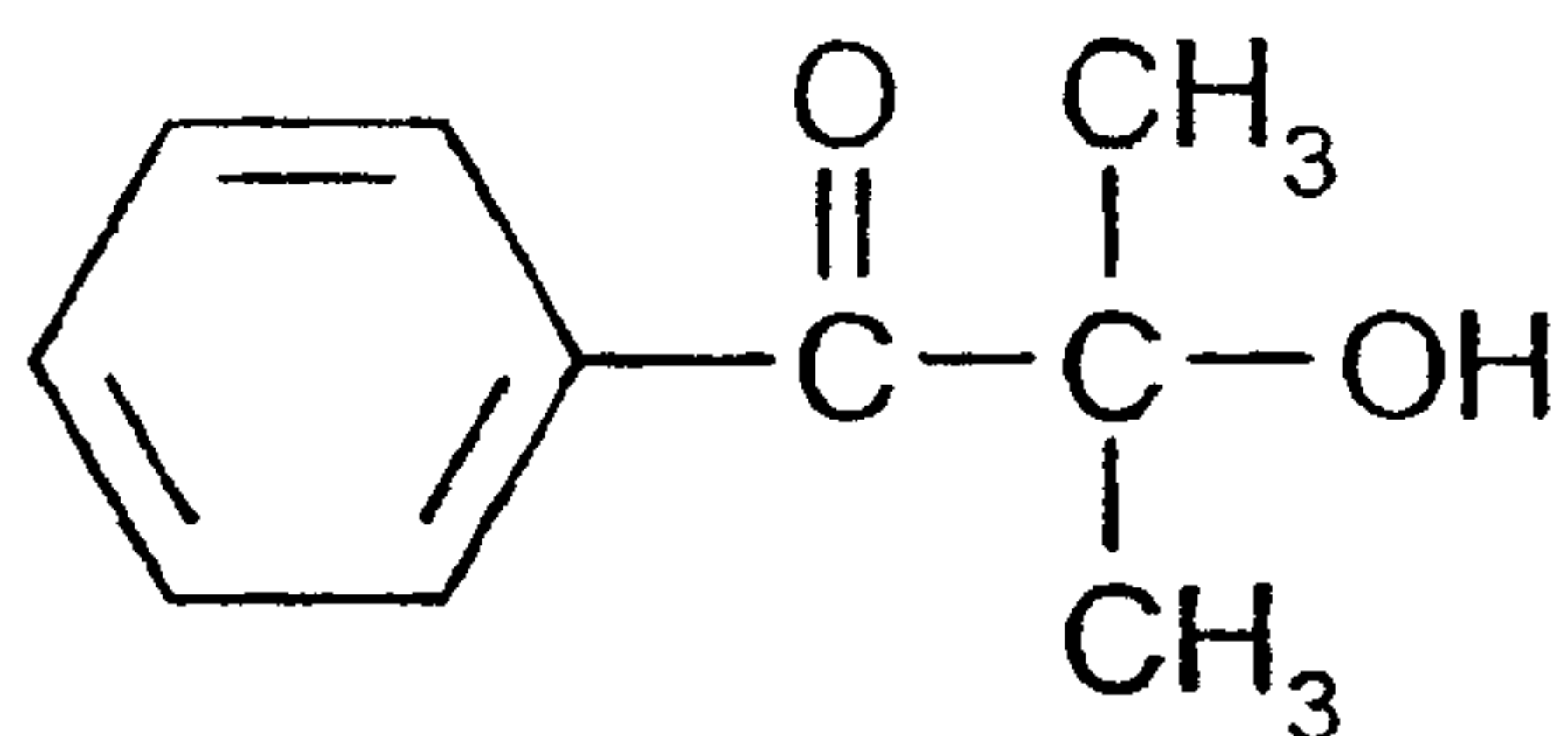
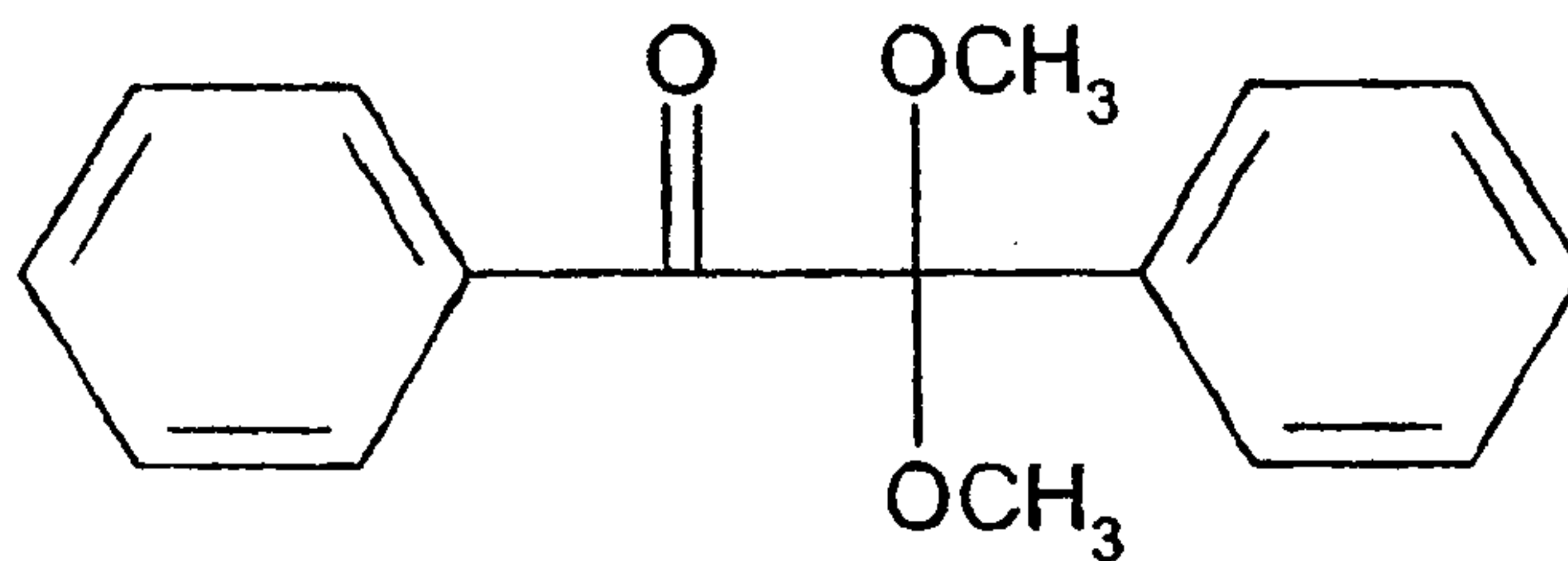
50 % 1-Hydroxy-cyclohexyl-phenyl-ketone (IRGACURE[®] 184)



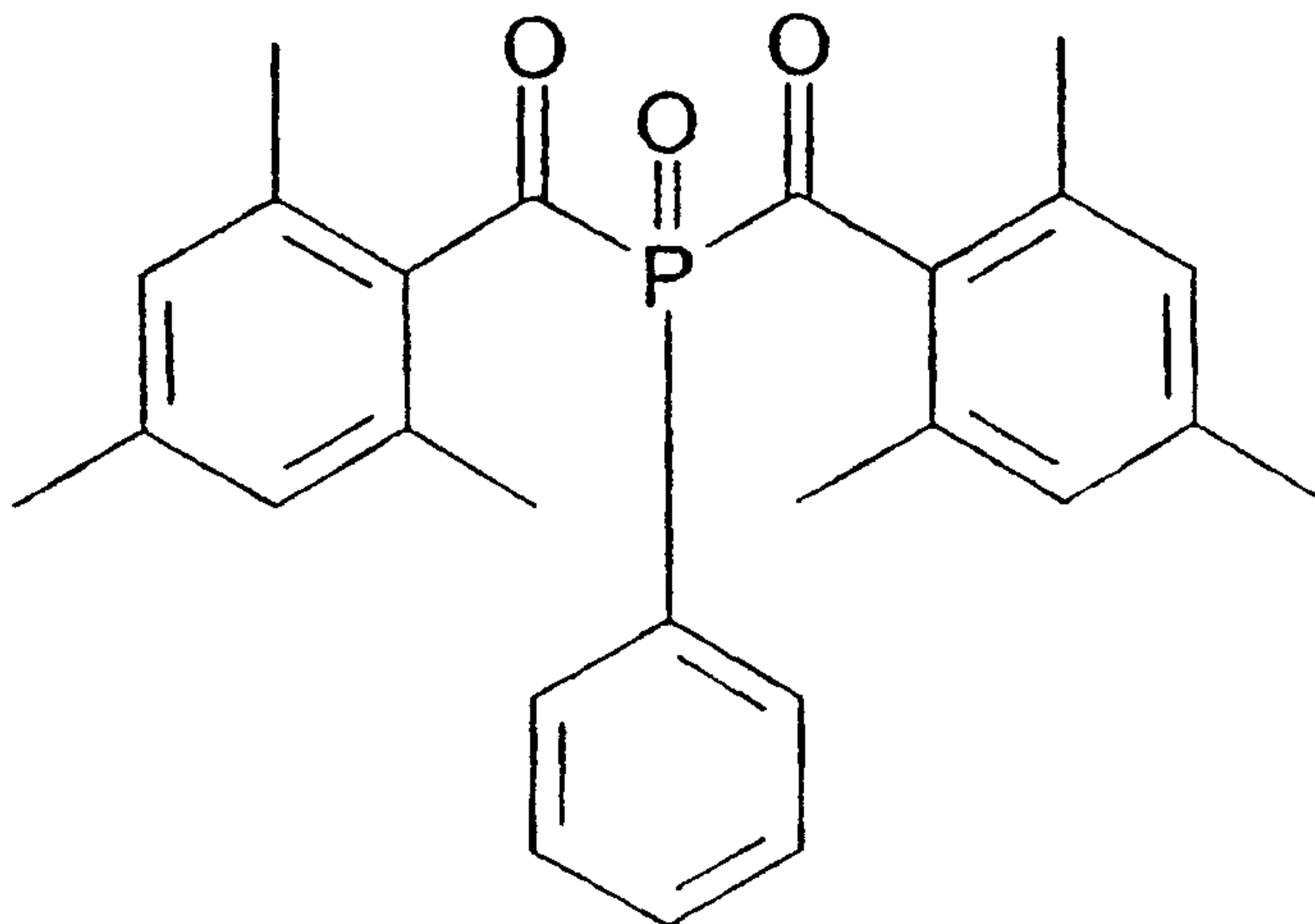
50 % Benzophenone



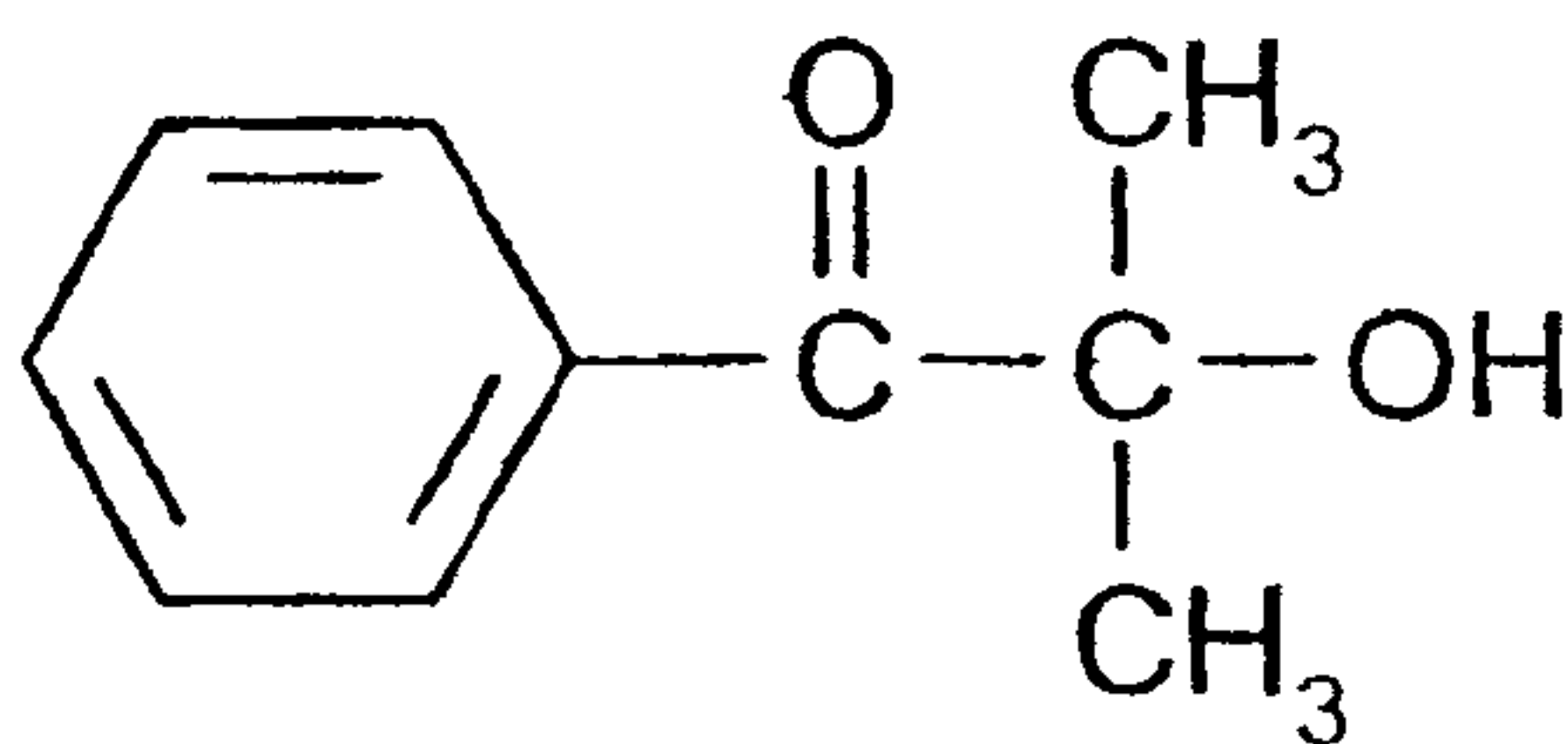
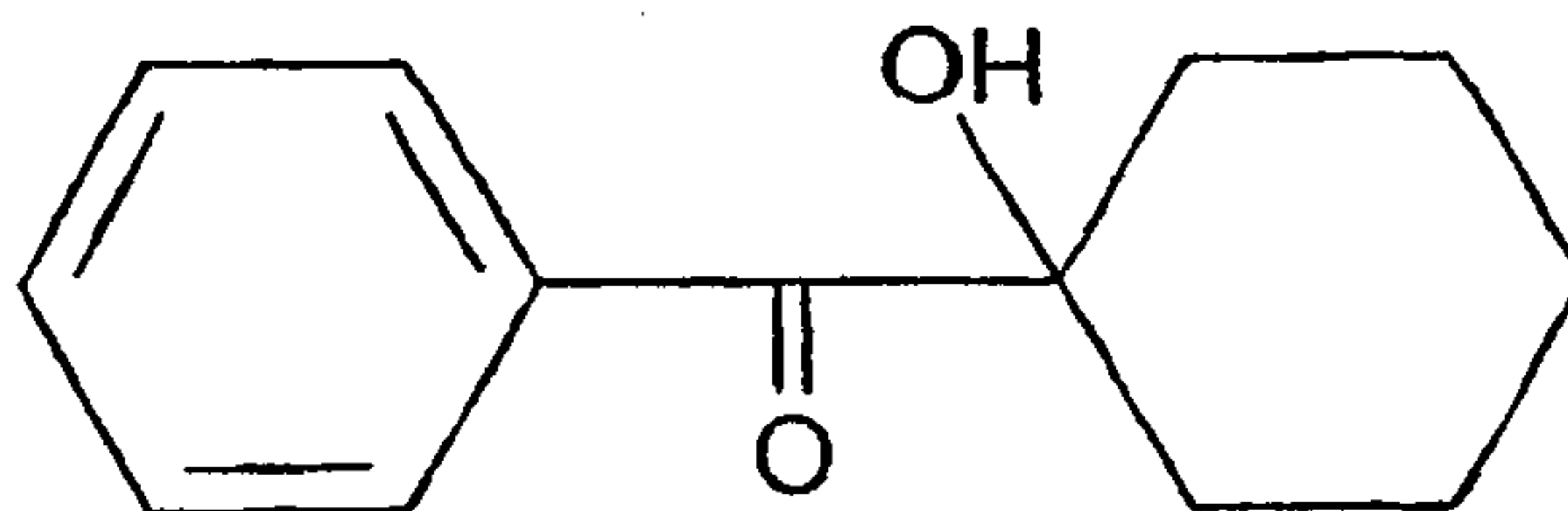
25 % Bis(2,6-dimethoxybenzoyl)-2,4,4-trimethyl pentylphosphineoxide

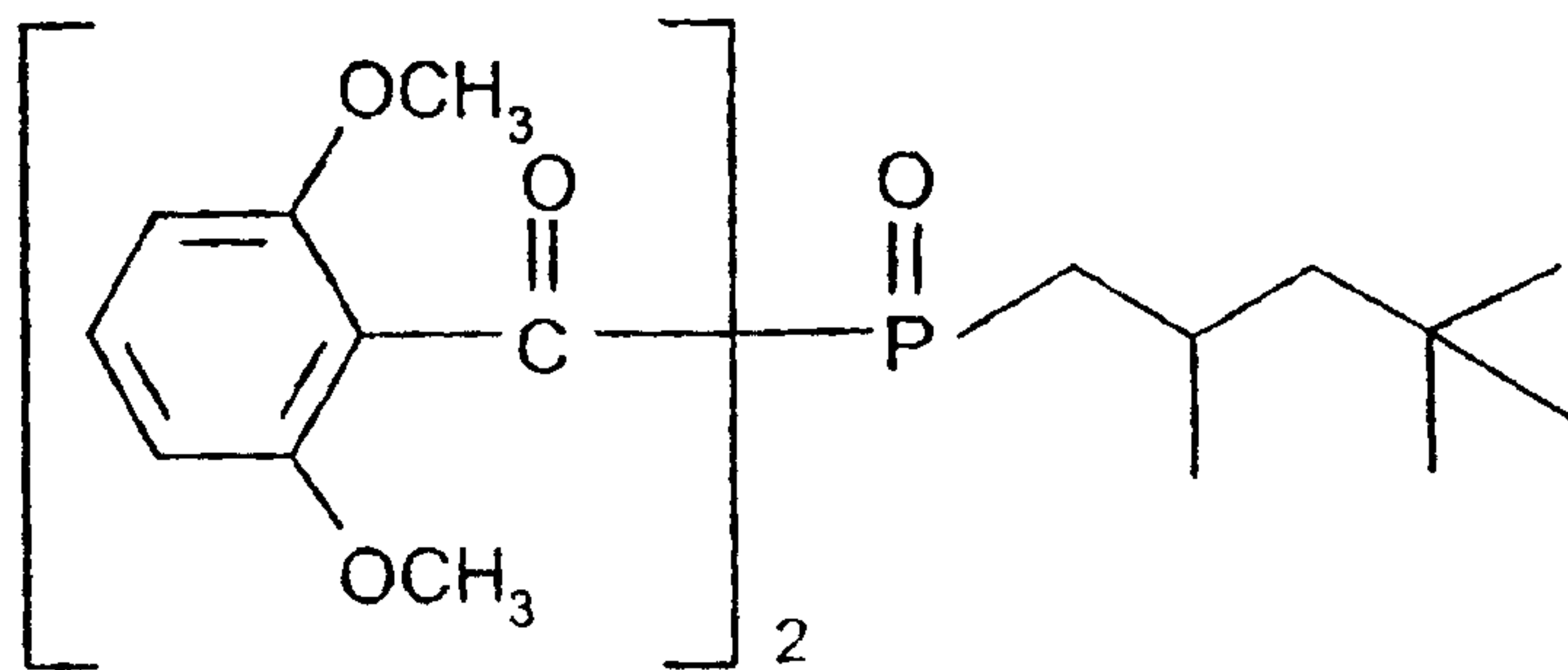
75 % 2-Hydroxy-2-methyl-1-phenyl-propan-1-one (DAROCUR[®] 1173)

2,2-Dimethoxy-1,2-diphenylethan-1-one

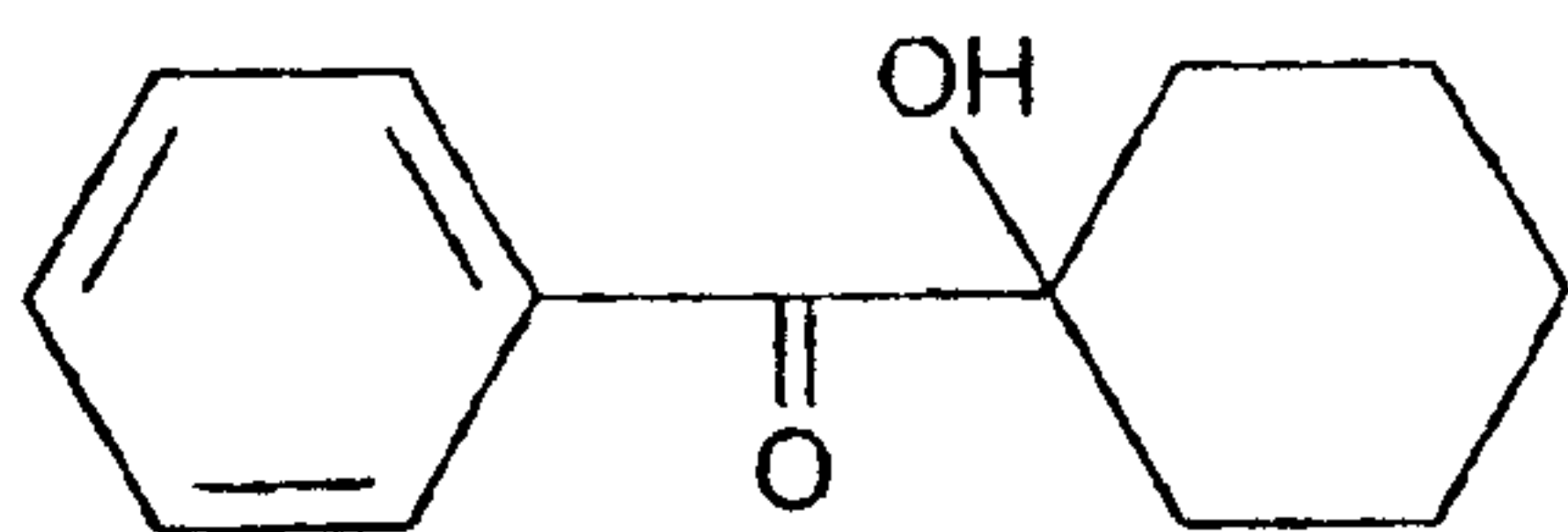


Bis(2,4,6-trimethylbenzoyl)-phenylphosphineoxide

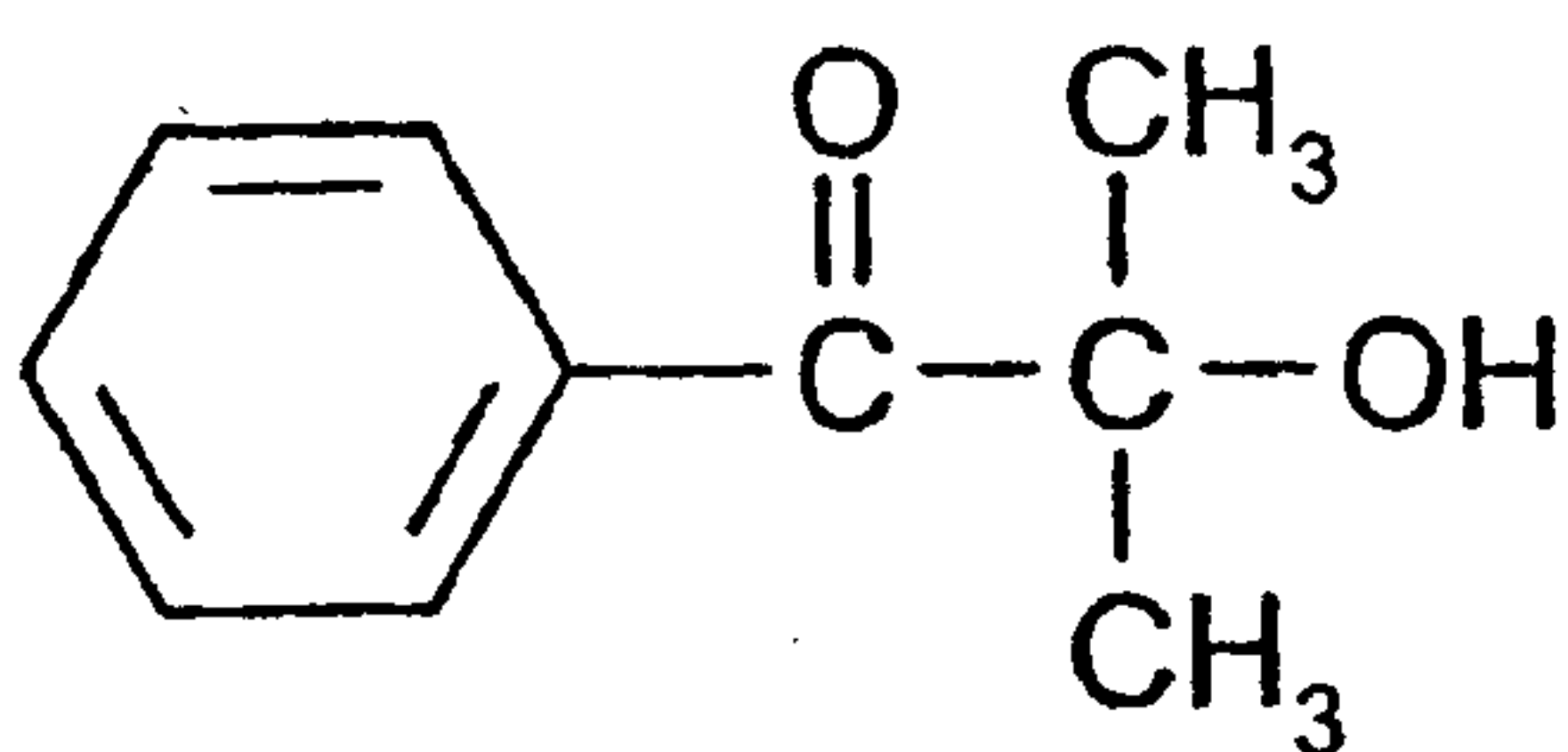
80 % 2-Hydroxy-2-methyl-1-phenyl-propan-1-one (DAROCUR[®] 1173)20 % 1-Hydroxy-cyclohexyl-phenyl-ketone (IRGACURE[®] 184)



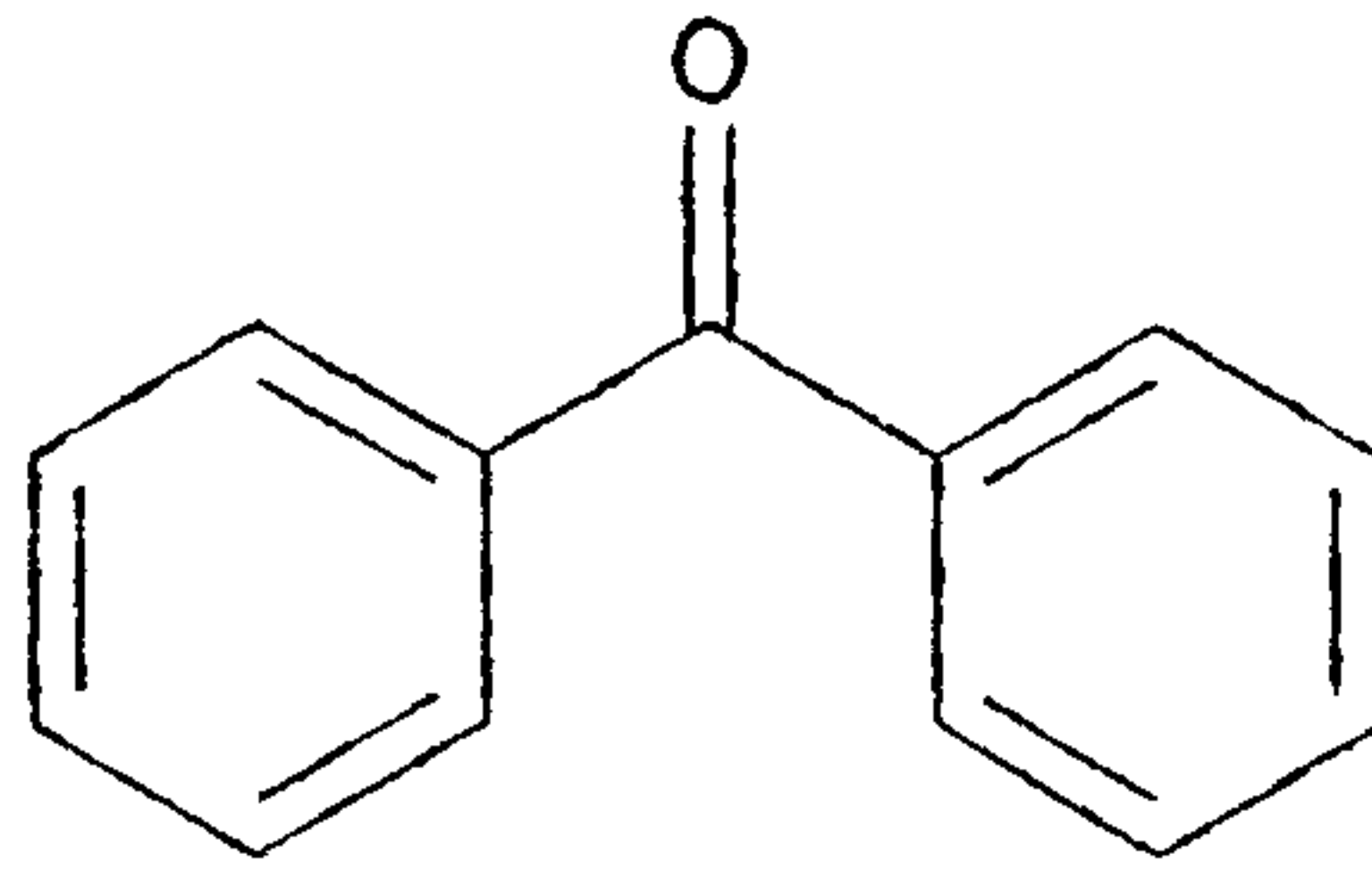
25 % Bis(2,6-dimethoxybenzoyl)-2,4,4-trimethyl-pentylphosphineoxide



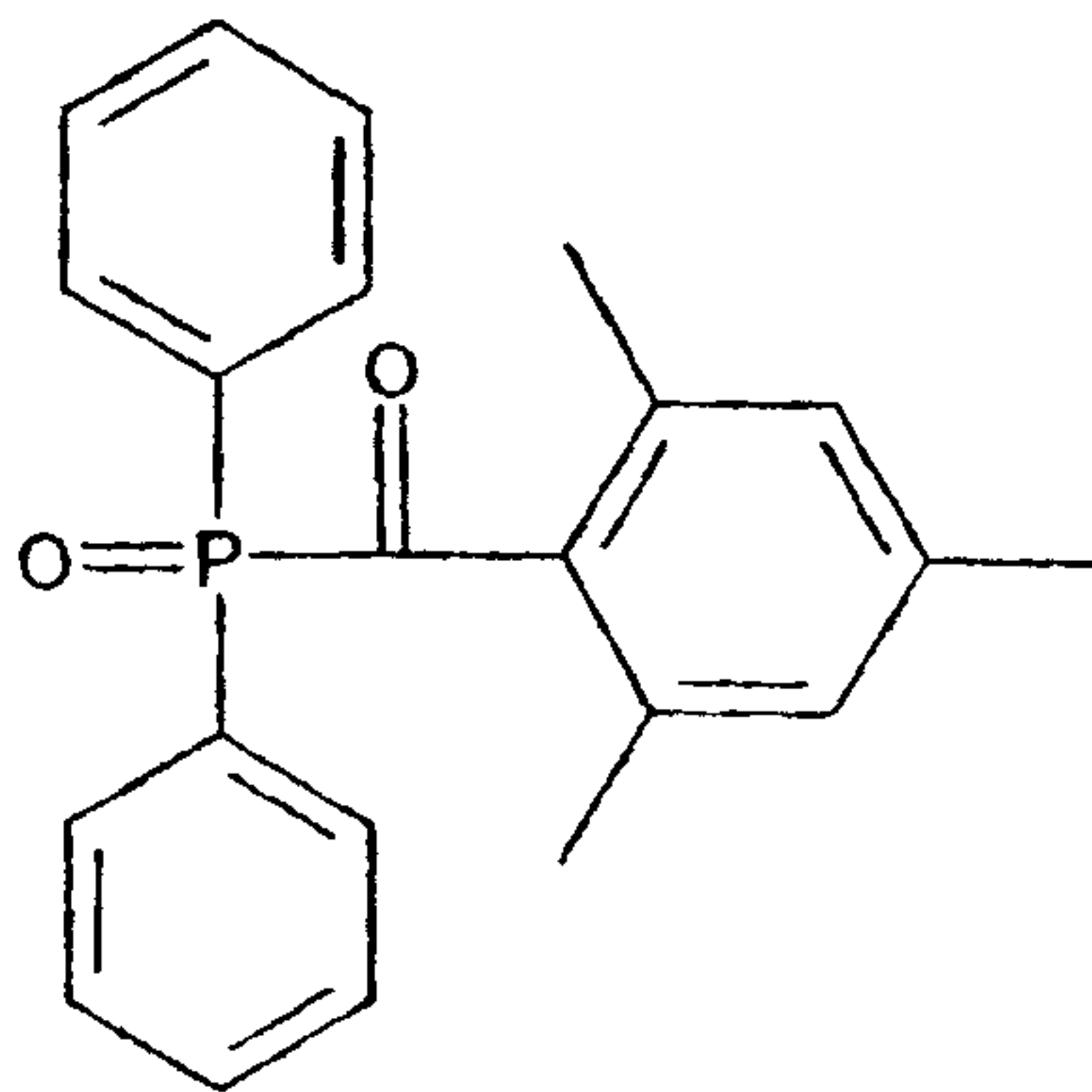
75 % 1-Hydroxy-cyclohexyl-phenyl-ketone (IRGACURE[®] 184)



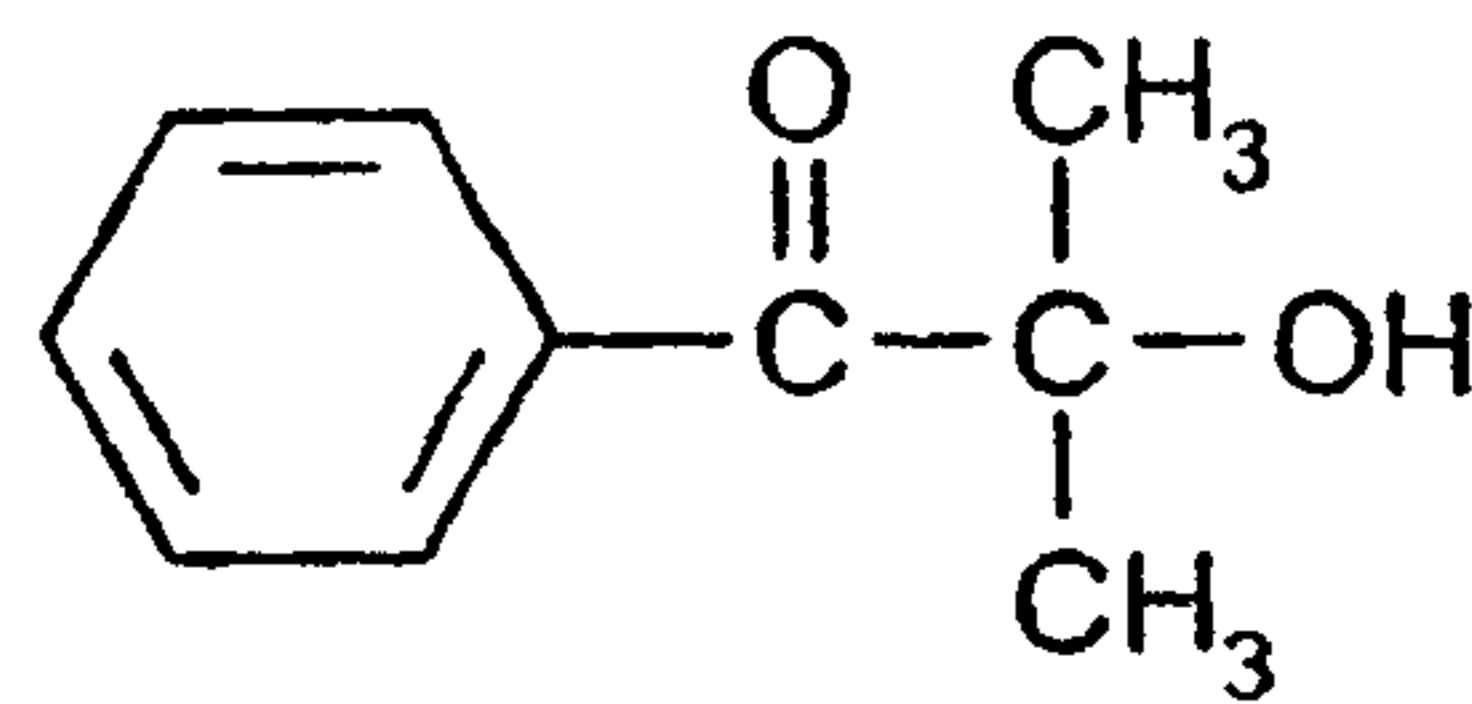
2-Hydroxy-2-methyl-1-phenyl-propan-1-one

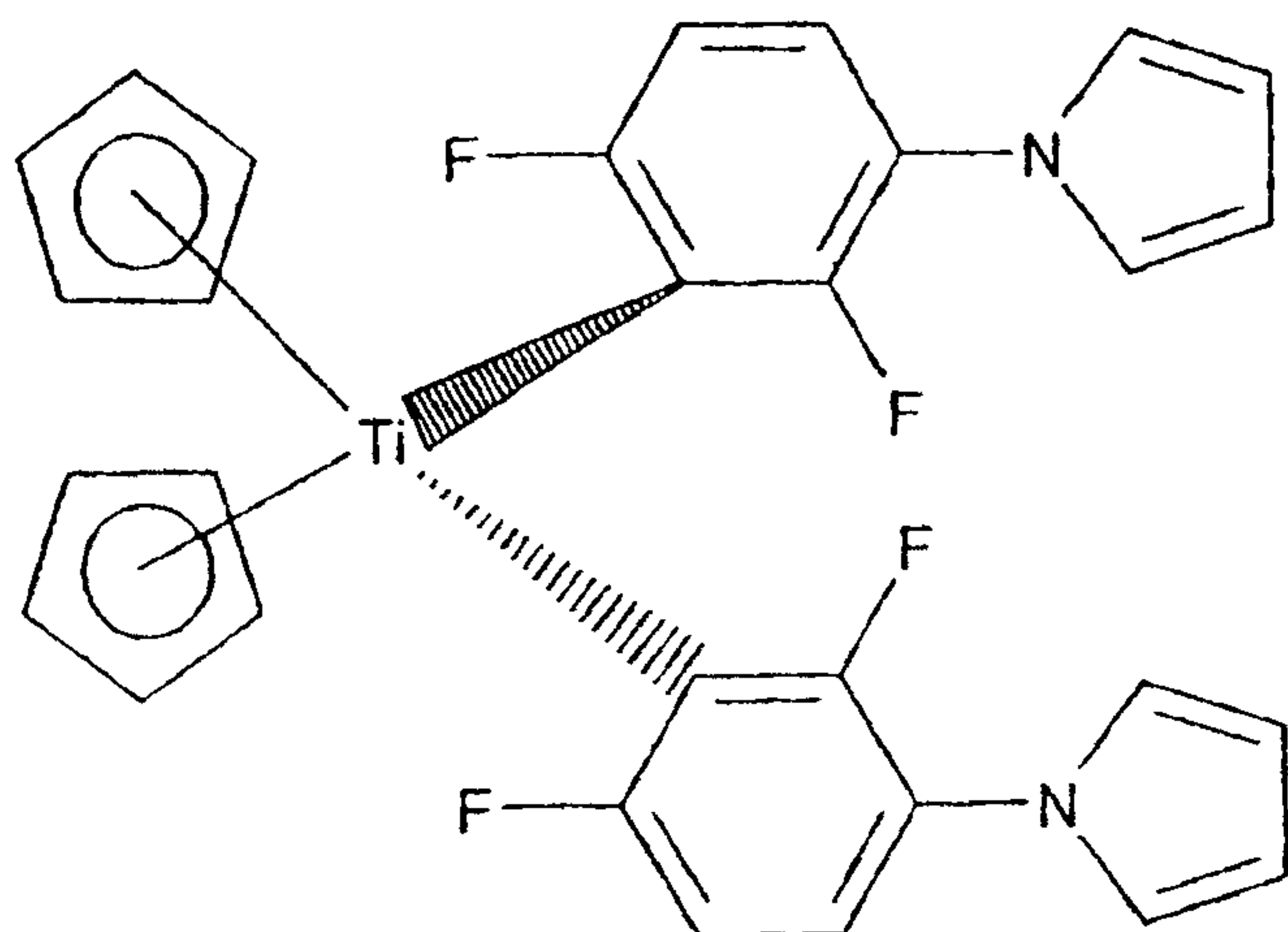


Benzophenone

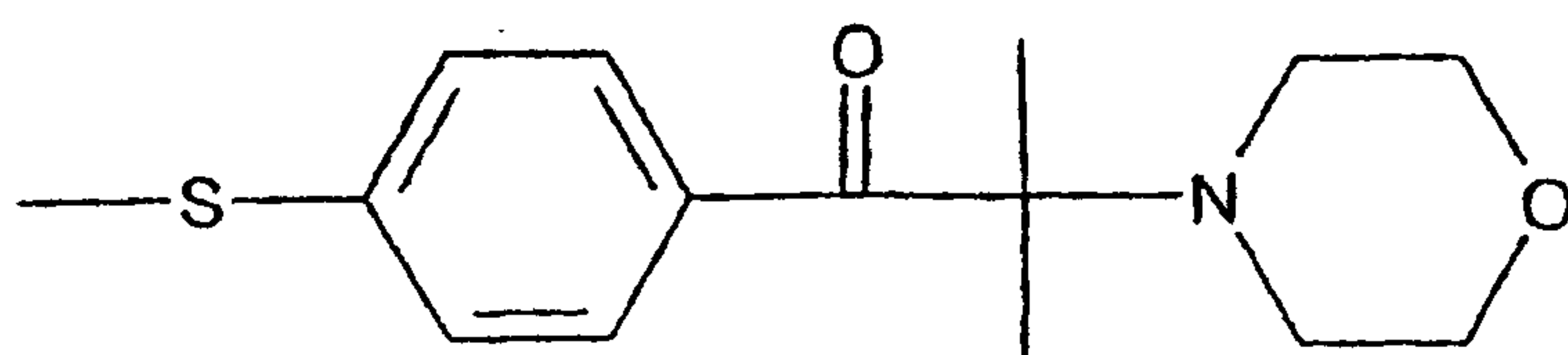


50 % 2,4,6-Trimethylbenzoyl-diphenyl-phosphineoxide

50 % 2-Hydroxy-2-methyl-1-phenyl-propan-1-one (DAROCUR[®] 1173)

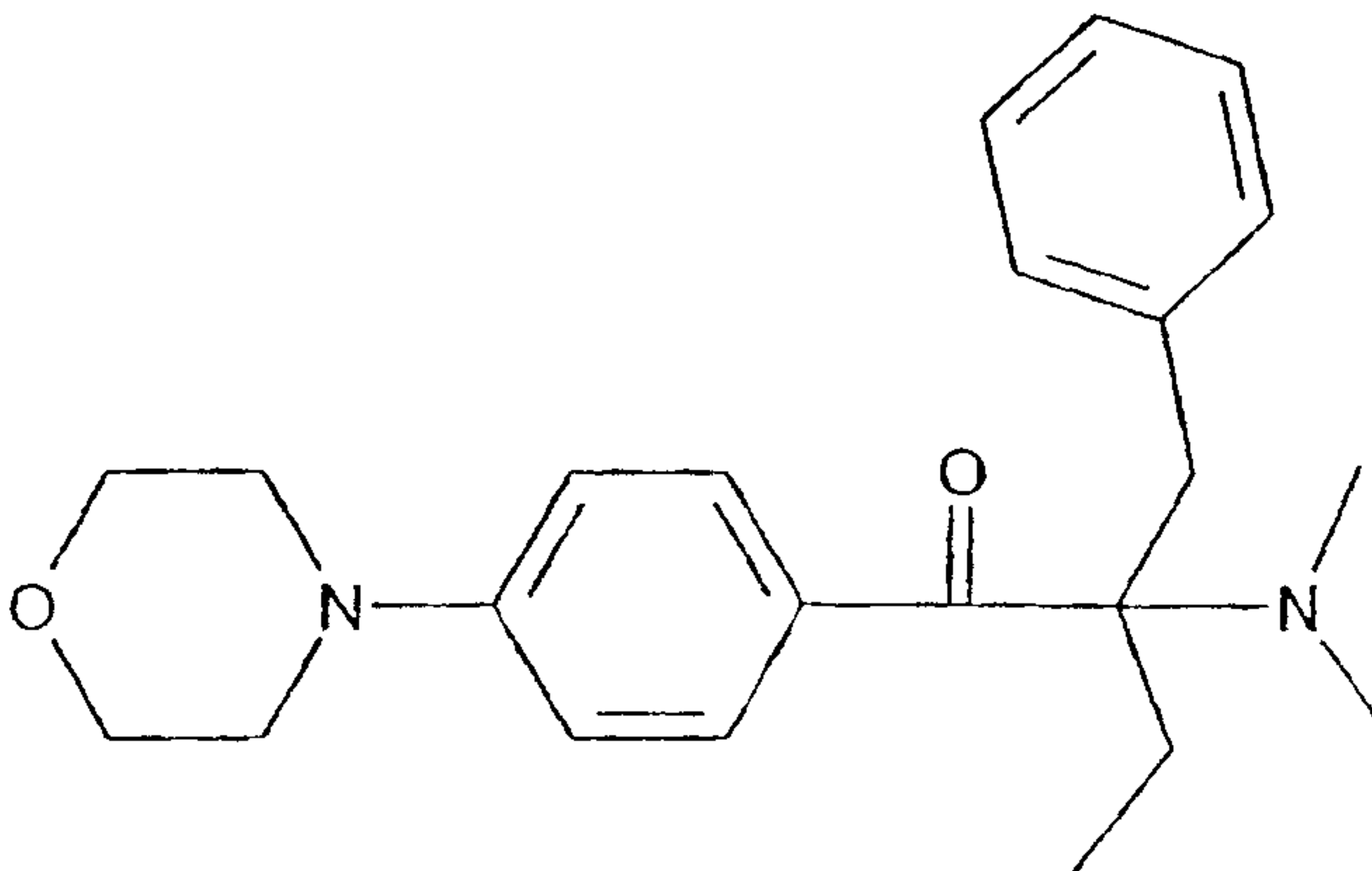


Bis(eta-5-2,4-cyclopentadien-1-yl)-bis
(2,6-difluoro-3-(1H-pyrrol-1-yl)-phenyl) titanium

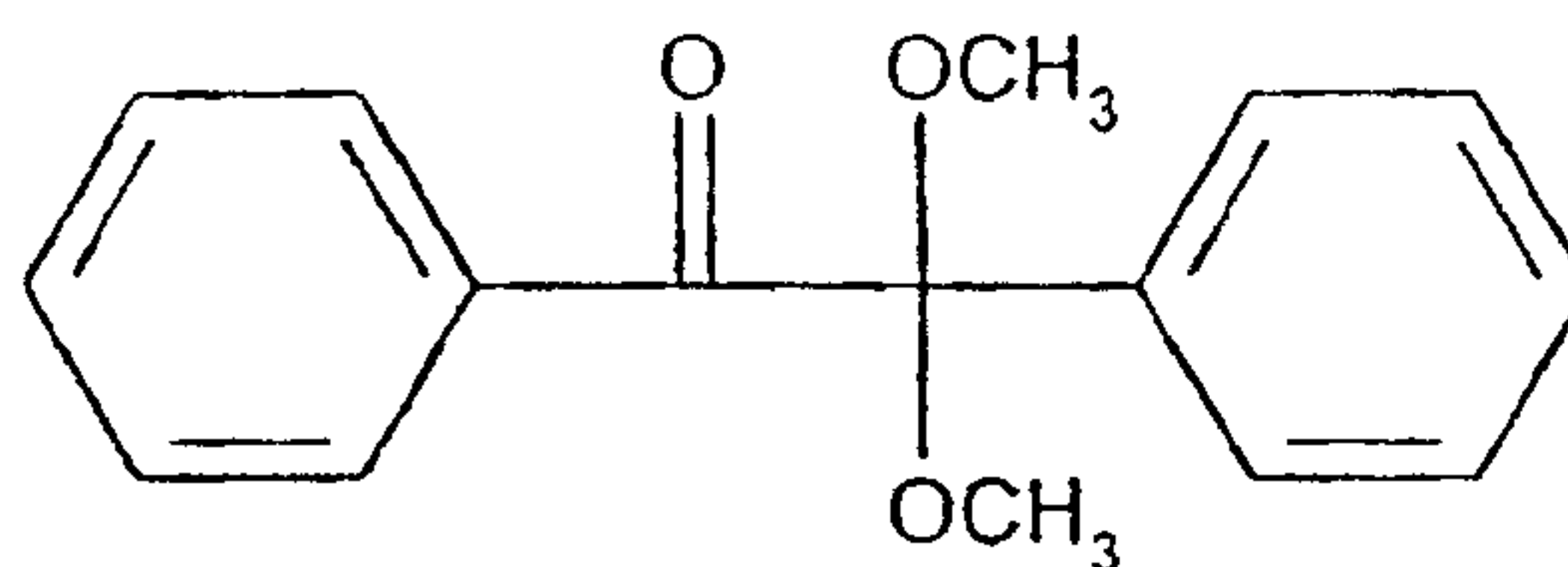


2-Methyl-1-[4-(methylthio)phenyl]-2-morpholinopropan-1-one

30% IRGACURE 369:

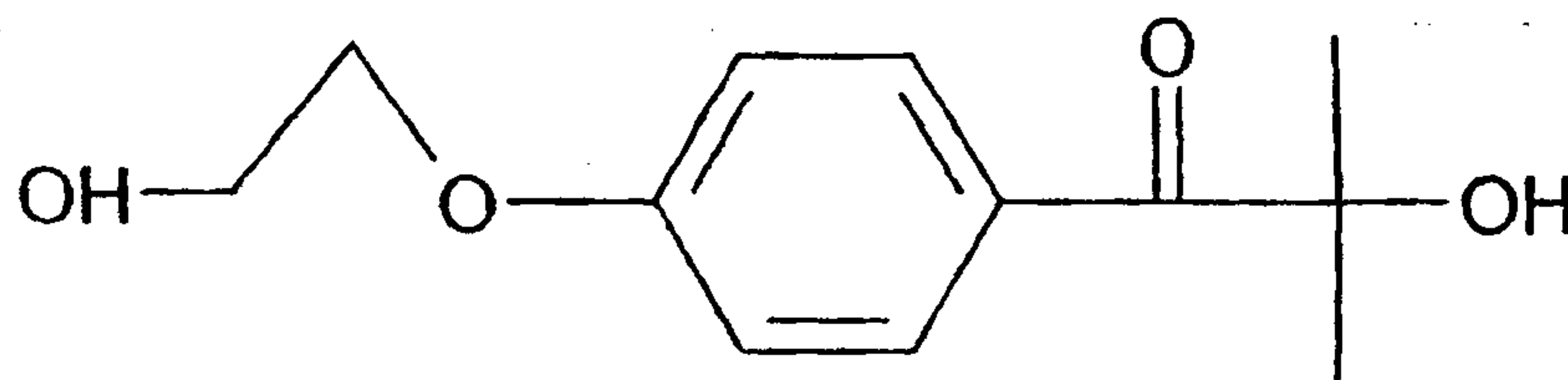


70% IRGACURE 651:



IRGACURE 369: 2-Benzyl-2-dimethylamino-1-(4-morpholinophenyl)-
butanone-1

and



1-[4-(2-Hydroxyethoxy)-phenyl]-2-hydroxy-2-methyl-1-
propane-1-one

27. The method according to the claim 21, wherein the membrane is exposed to actinic radiation for a sufficient period of time to polymerize the difunctional surface-modifying molecules on the substrate.
28. The method according to claim 21, wherein the hydrophilic portion of the surface-modifying molecules comprises at least two crosslinking active groups.
29. The method according to claim 28, wherein at least one of the at least two crosslinking active groups comprises a carbon-carbon double bond.
30. The method according to claim 21, wherein the difunctional surface-modifying molecules comprise difunctional acrylate molecules.
31. The method according to claim 21, wherein 100% of molecules associated with the substrate comprise difunctional surface-modifying molecules.
32. The method according to claim 21, wherein the hydrophobic group is a hydrophobic alkyl, an aromatic group, or olefinic hydrocarbon group.
33. The method according to claim 21, wherein the hydrophobic group comprises an aromatic hydrocarbon molecule.
34. The method according to claim 33, wherein the aromatic hydrocarbon comprises a bisphenol A group.
35. The method according to claim 21, wherein the hydrophobic portion of the surface-modifying molecule does not form covalent bonds with the surface.
36. The method according to claim 21, wherein the hydrophilic group is positively charged.

37. The method according to claim 21, wherein the hydrophilic group is negatively charged.
38. The method according to claim 21, wherein the hydrophilic group comprises a neutral charge.
39. The method according to claim 21, wherein the hydrophilic group comprises the general formula $[-X_{n_1}-Y-CR=CH_2]_{n_2}$ where X is independently selected from the group consisting of $(-CH_2-CH_2-O-)$; $(-CH_2-O-)$; $(-CH_2-CH(COOH)-)$; $(-CH_2-CH(OH)-)$; Y is selected from the group consisting of $([-CH_2-]_{n_3})$; $(-COO-)$; n_1 is from about 1-50; n_2 is from about 1-2; and n_3 can be from about 1 to about 50.
40. The method according to claim 21, wherein the difunctional surface modifying molecules are polymerized on the substrate surface after being preferentially adsorbed with the substrate surface.
41. The method according to claim 21, wherein the difunctional surface molecules comprise ethoxylated (30) bisphenol A diacrylates.
42. The method according to claim 21, wherein the membrane has an average pore size of from greater than about 0 μm to about 10 μm .
43. The method according to claim 21, wherein the hydrophobic substrate comprises polyvinylidene fluoride.
44. The method according to claim 21, wherein the membrane is wettable within less than about 30 seconds after drying upon contacting with an aqueous solution.
45. The method according to claim 21, wherein the membrane is autoclavable.

46. A composite porous membrane comprising a hydrophobic substrate having an average pore size ranging from about 0.01 μm to about 10 μm , coated with difunctional surface-modifying molecules, each difunctional surface-modifying molecule comprising a hydrophobic portion preferentially associated with the substrate and a hydrophilic portion, the difunctional surface-modifying molecules comprising difunctional acrylate molecules, wherein the substrate is coated by flowing a reagent solution through the substrate to coat the substrate, the reagent solution having a molecular weight less than 10,000 Daltons and being capable of flowing through the substrate and comprising the difunctional surface-modifying molecules and a photoinitiator, wherein the difunctional surface-modifying molecules are preferentially absorbed on the substrate surface and, thereafter, the surface-modifying molecules are crosslinked to form a crosslinked hydrophilic polymeric network at the membrane surface and inner surfaces of the pores, and wherein the pore sizes of the coated composite porous membrane is substantially the same as the pore size of the composite porous membrane before coating.

47. A composite porous membrane consisting essentially of a hydrophobic substrate having an average pore size ranging from about 0.01 μm to about 10 μm , coated with ethoxylated (30) bisphenol A diacrylates having molecular weight of 10,000 Daltons or less, each ethoxylated (30) bisphenol A diacrylate comprising a hydrophobic portion preferentially associated with the substrate and a hydrophilic portion, wherein the ethoxylated (30) bisphenol A diacrylates are crosslinked to form a crosslinked hydrophilic polymeric network at the membrane surface and inner surfaces of the pores.

1/10

MORE PORE PLUGGING

WITHOUT PREFERENTIAL ADSORPTION

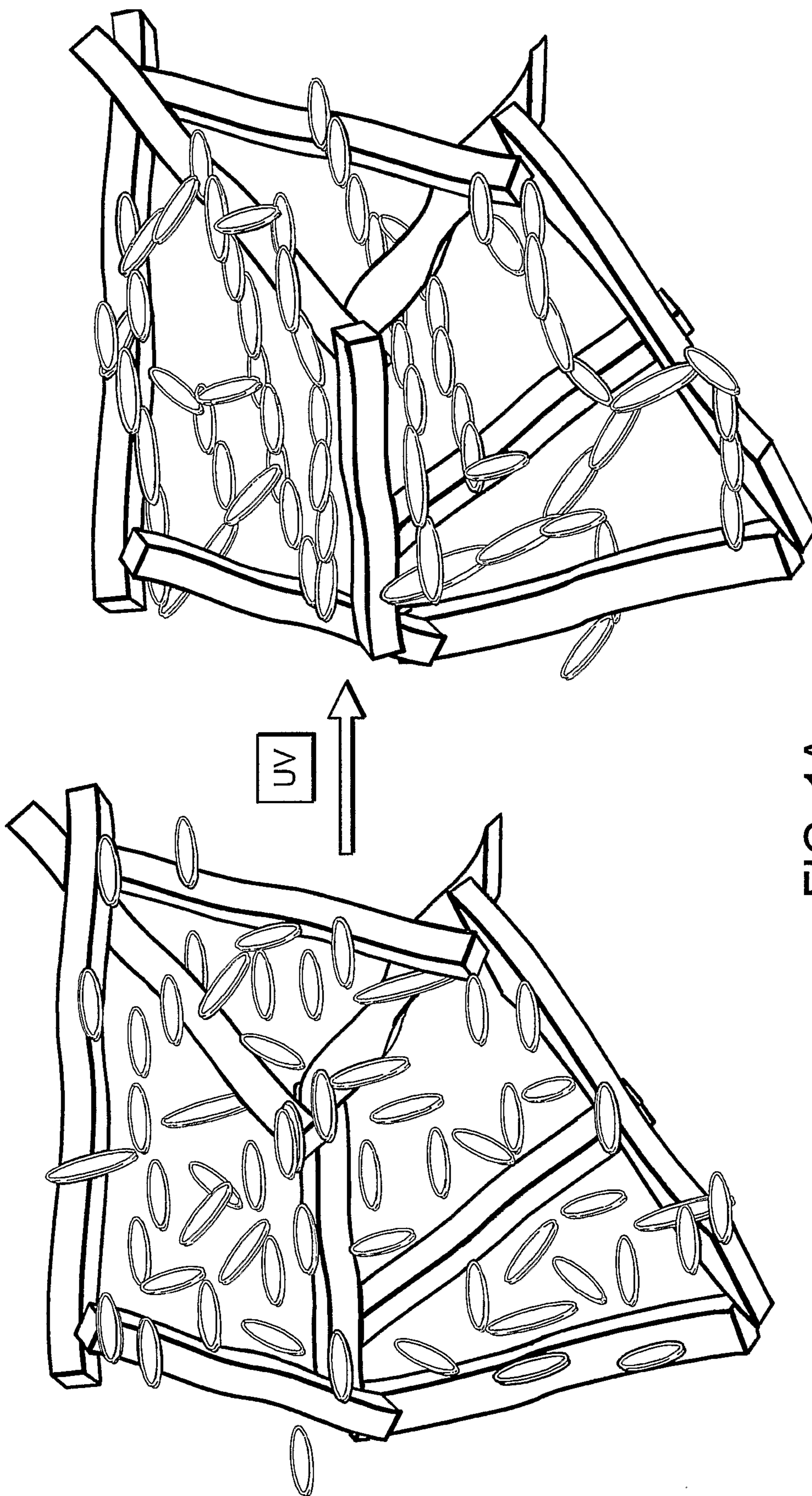
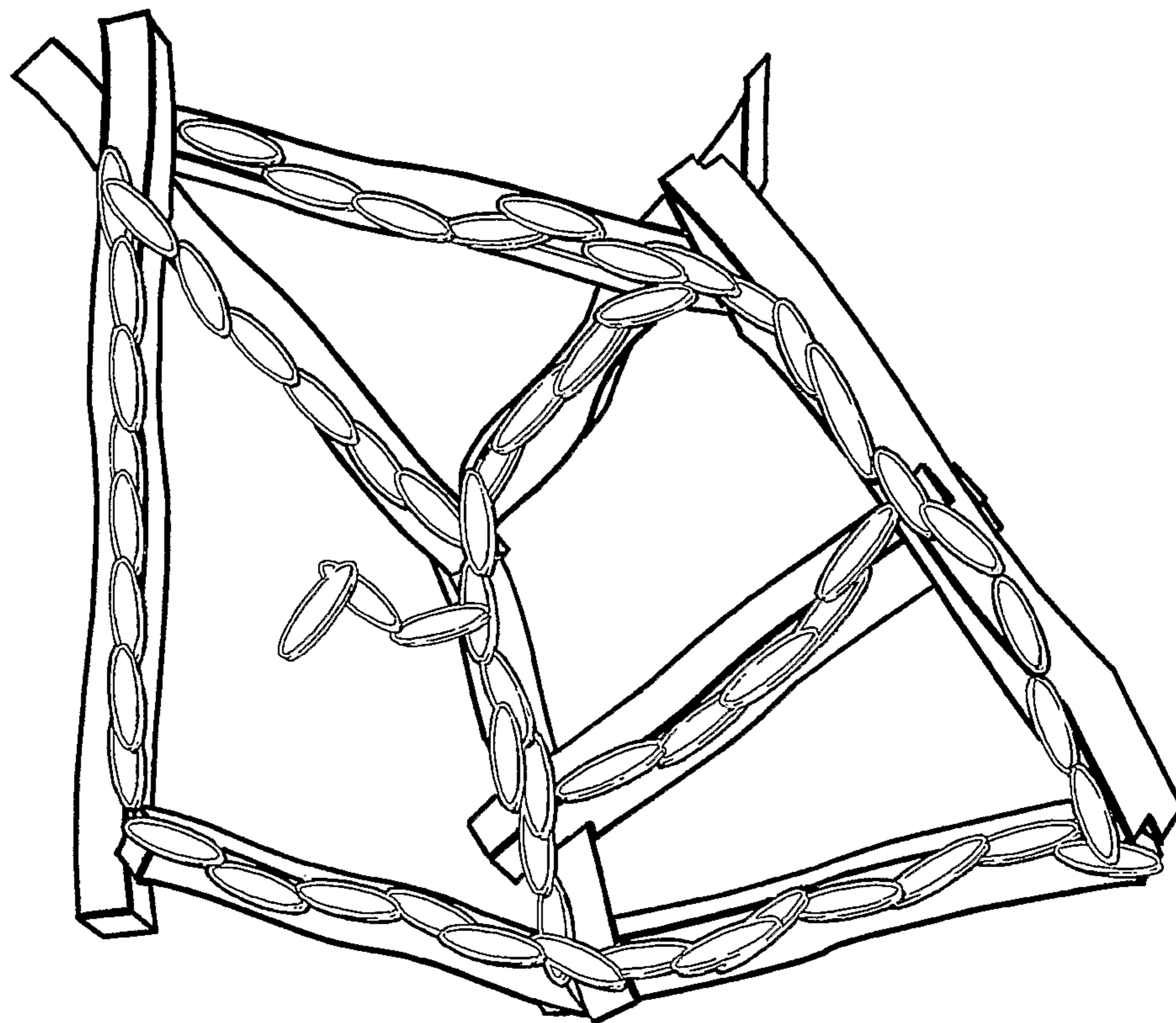


FIG. 1A

2/10

LESS PORE PLUGGING



WITH PREFERENTIAL ADSORPTION

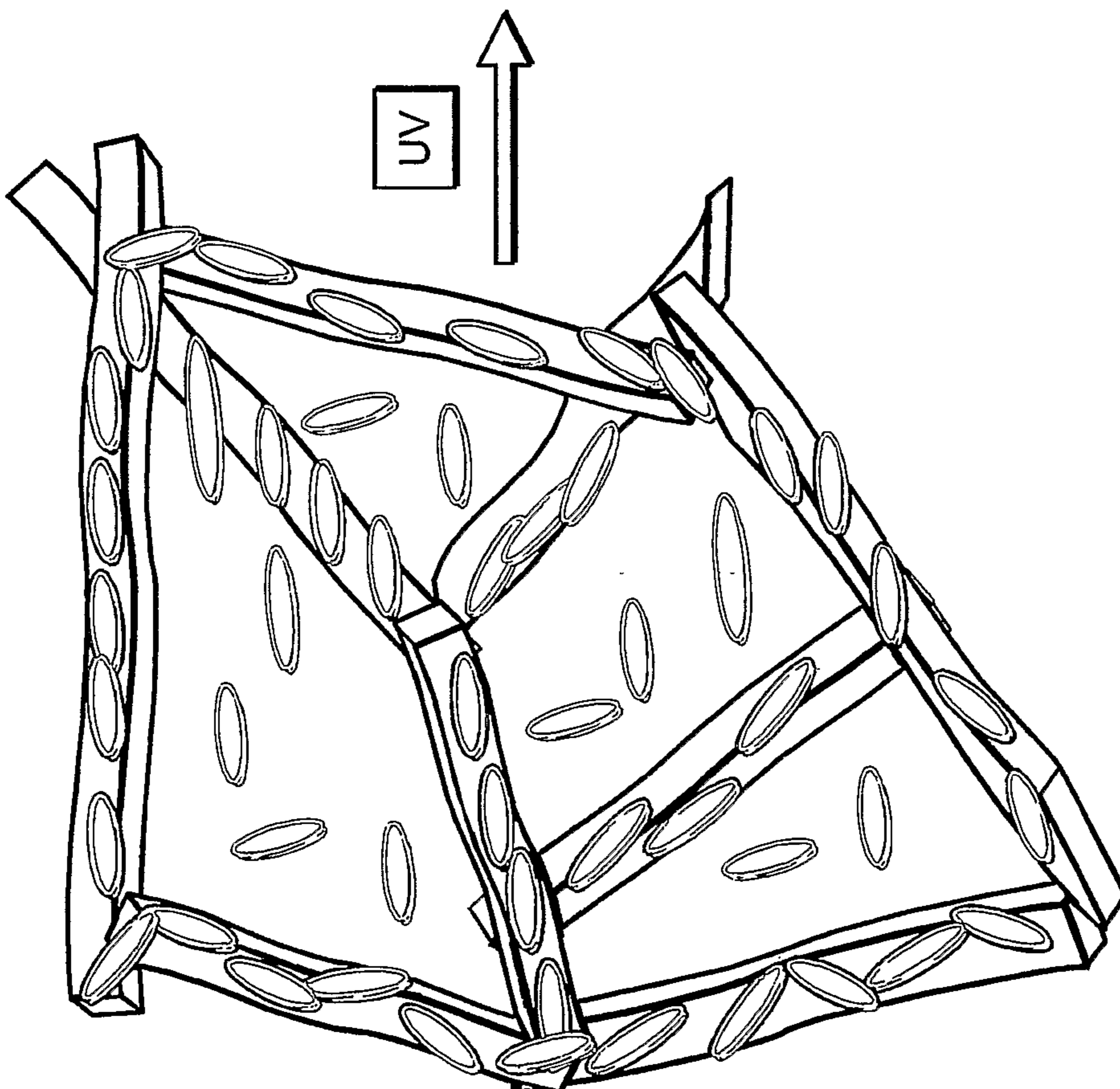
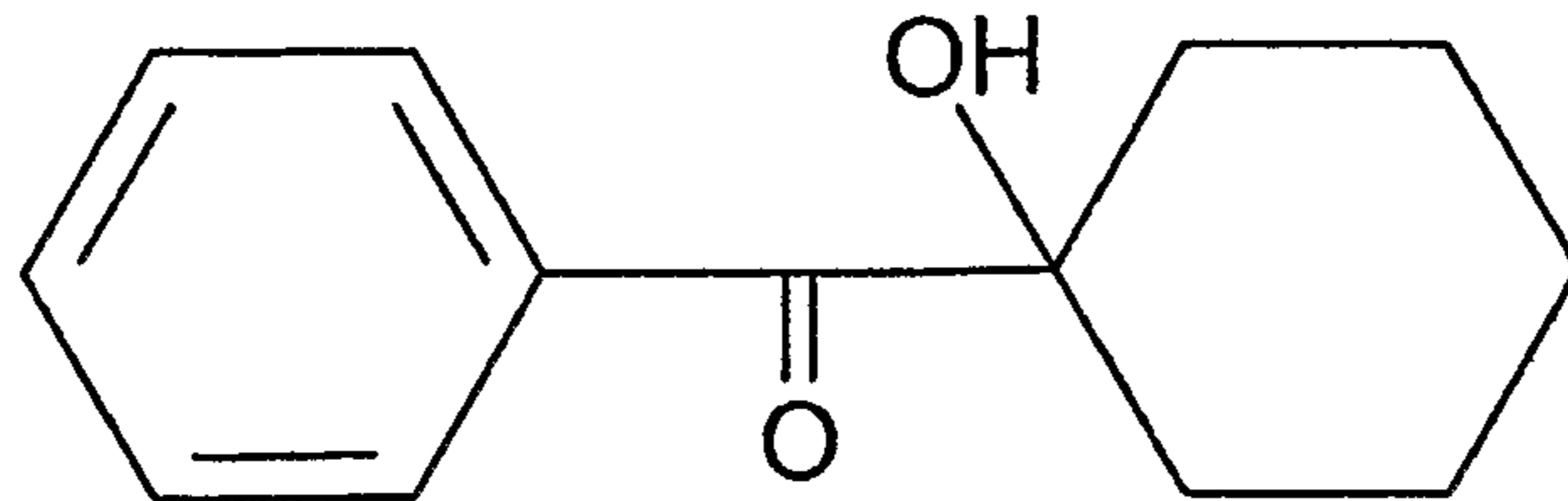


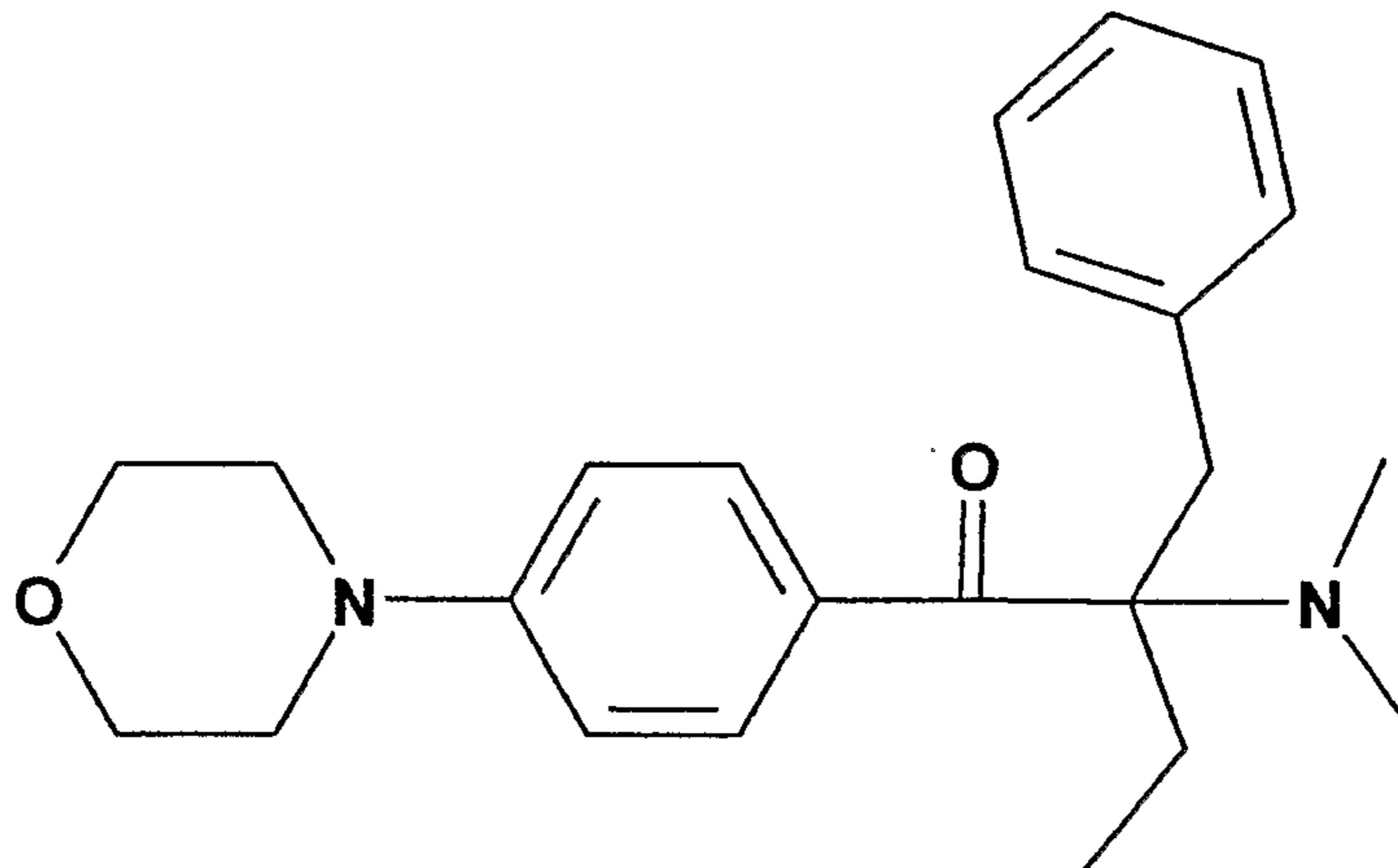
FIG. 1B

3/10



1-Hydroxy-cyclohexyl-phenyl-ketone
Molecular weight: 204.3

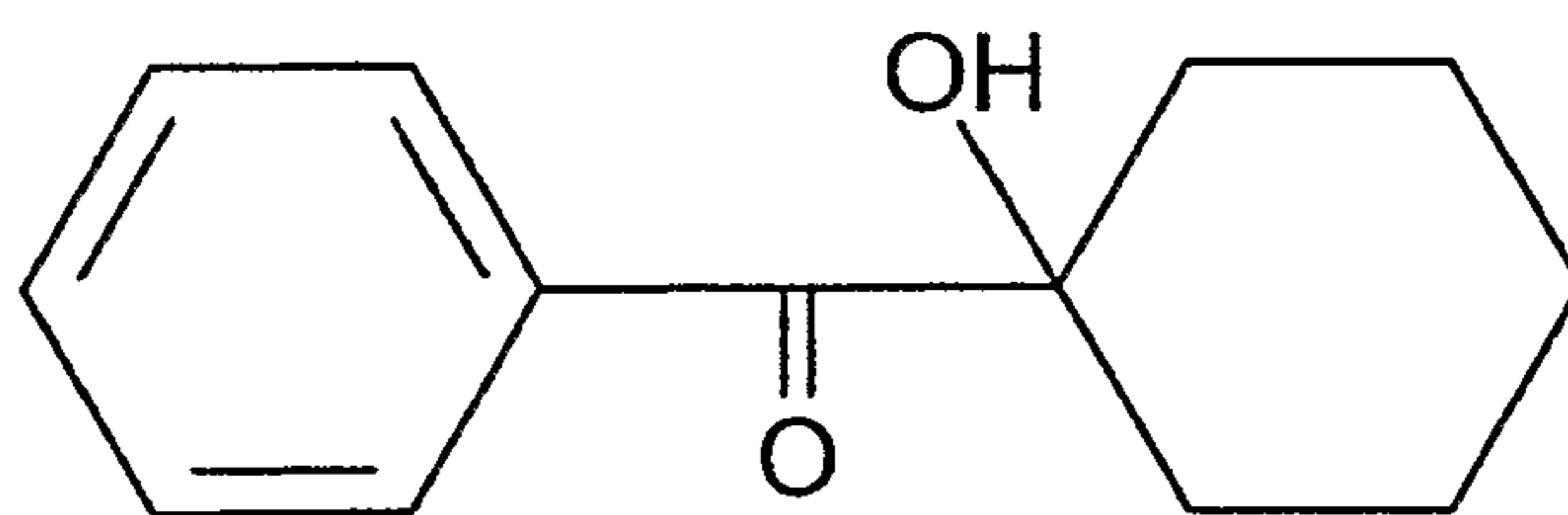
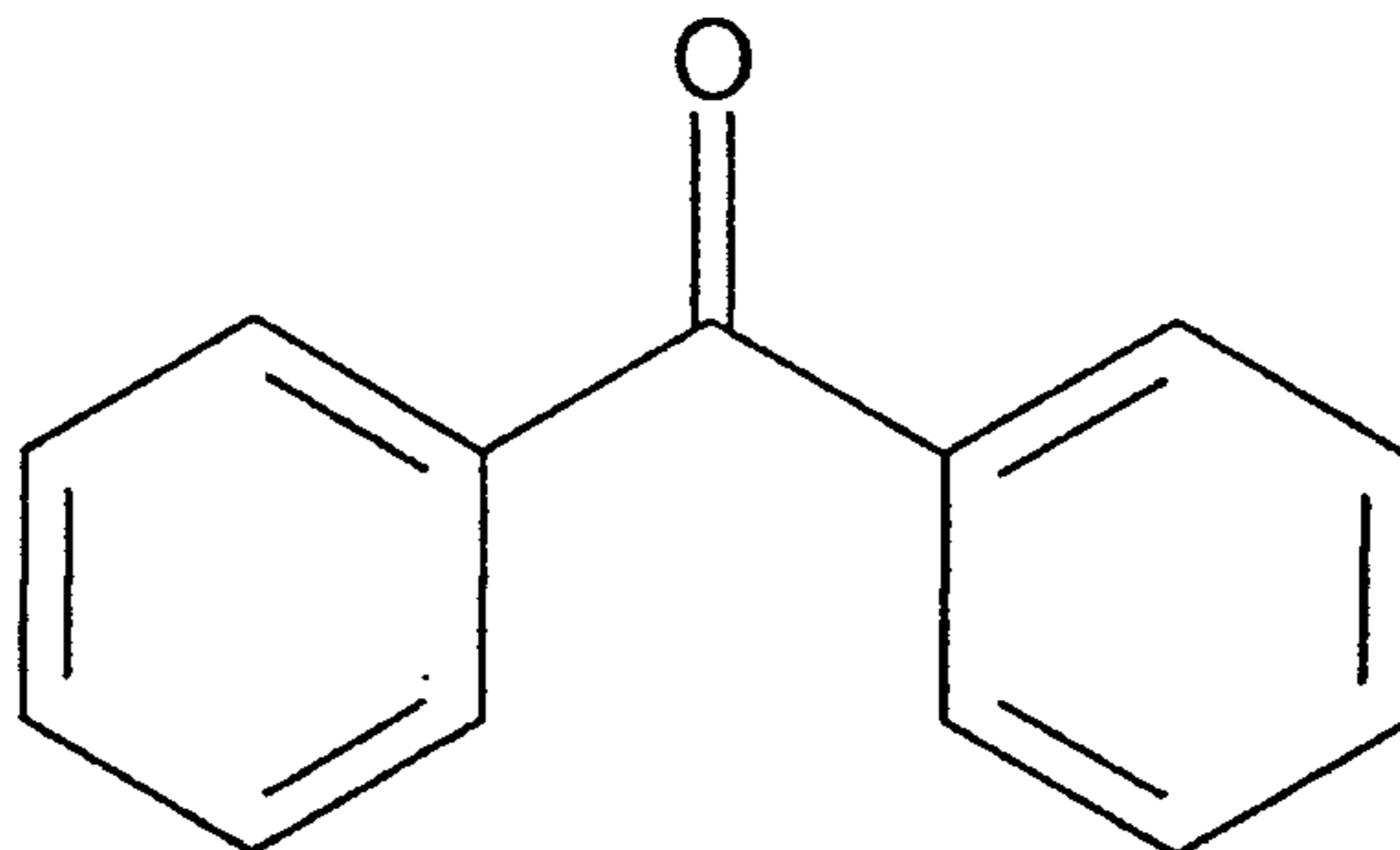
FIG. 2A



2-Benzyl-2-dimethylamino-1-(4-morpholinophenyl)-butanone-1

FIG. 2B

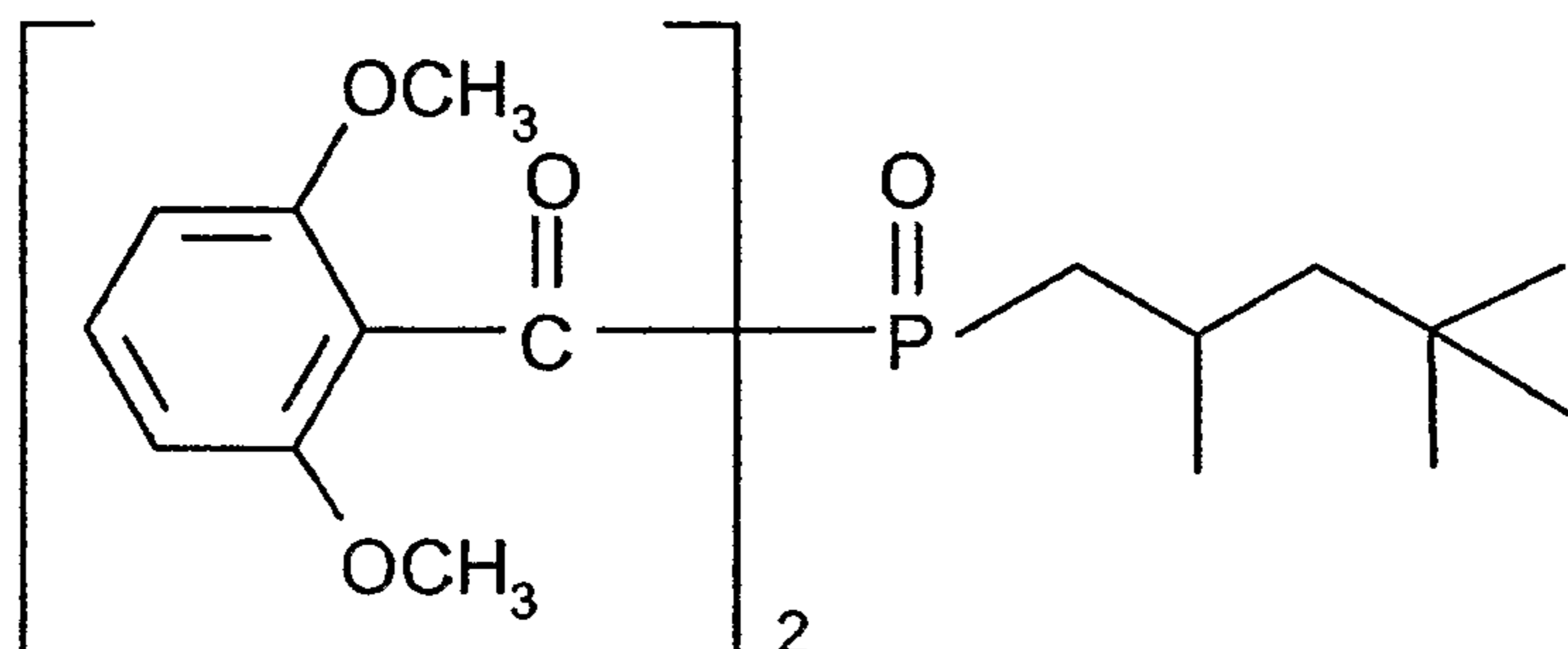
4/10

50 % 1-Hydroxy-cyclohexyl-phenyl-ketone (IRGACURE[®] 184)

50 % Benzophenone

FIG. 2C

5/10



25 % Bis(2,6-dimethoxybenzoyl)-2,4,4-trimethyl pentylphosphineoxide

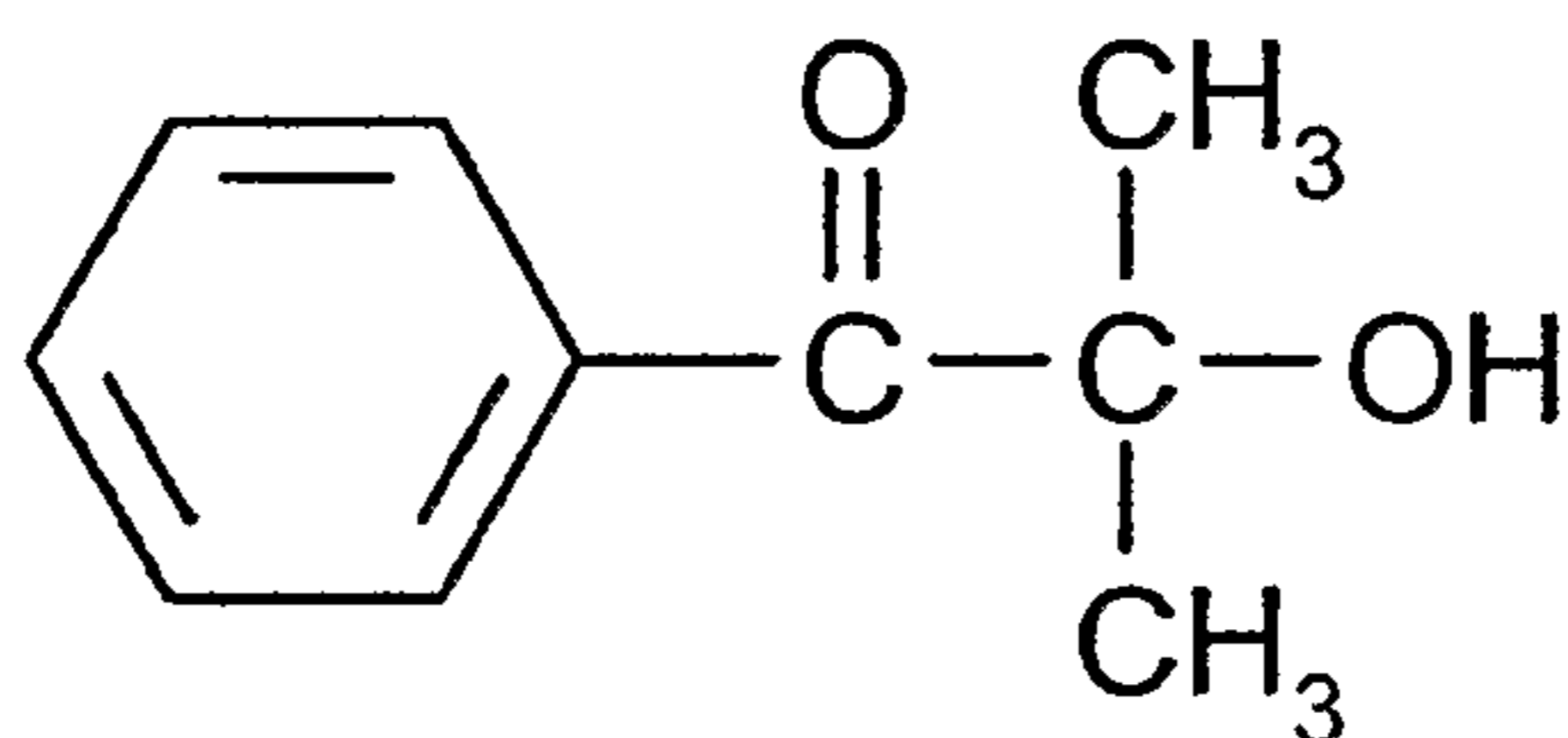
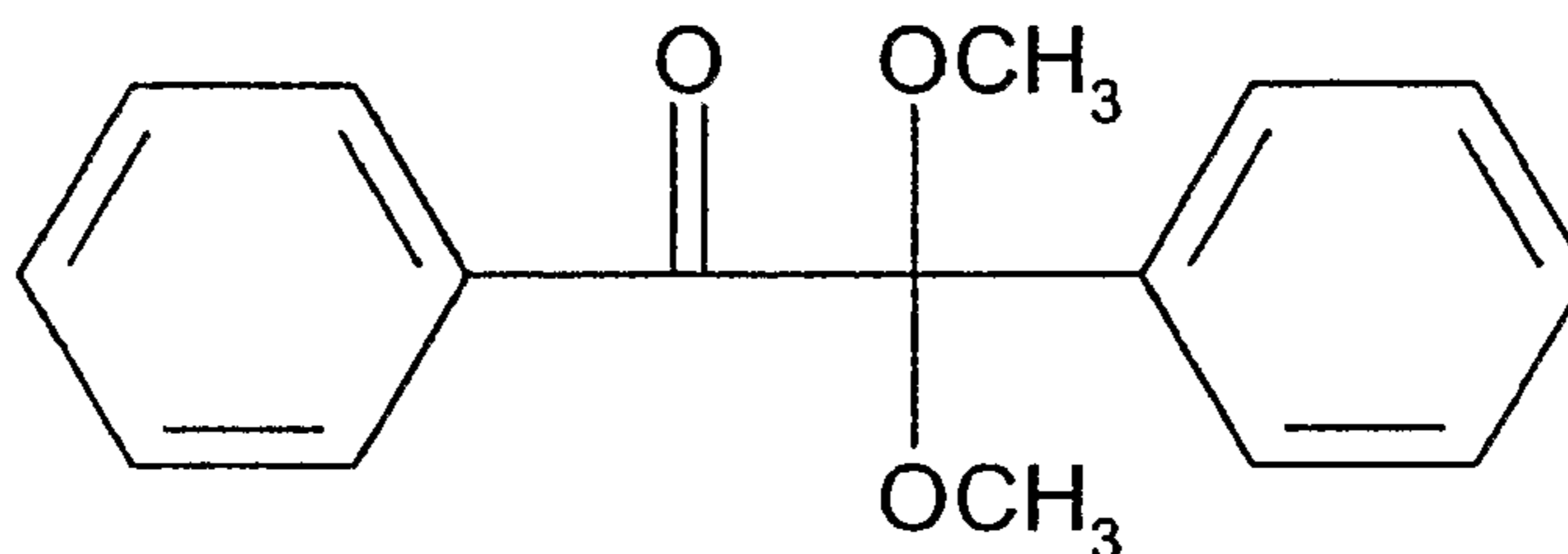
75 % 2-Hydroxy-2-methyl-1-phenyl-propan-1-one (DAROCUR[®] 1173)

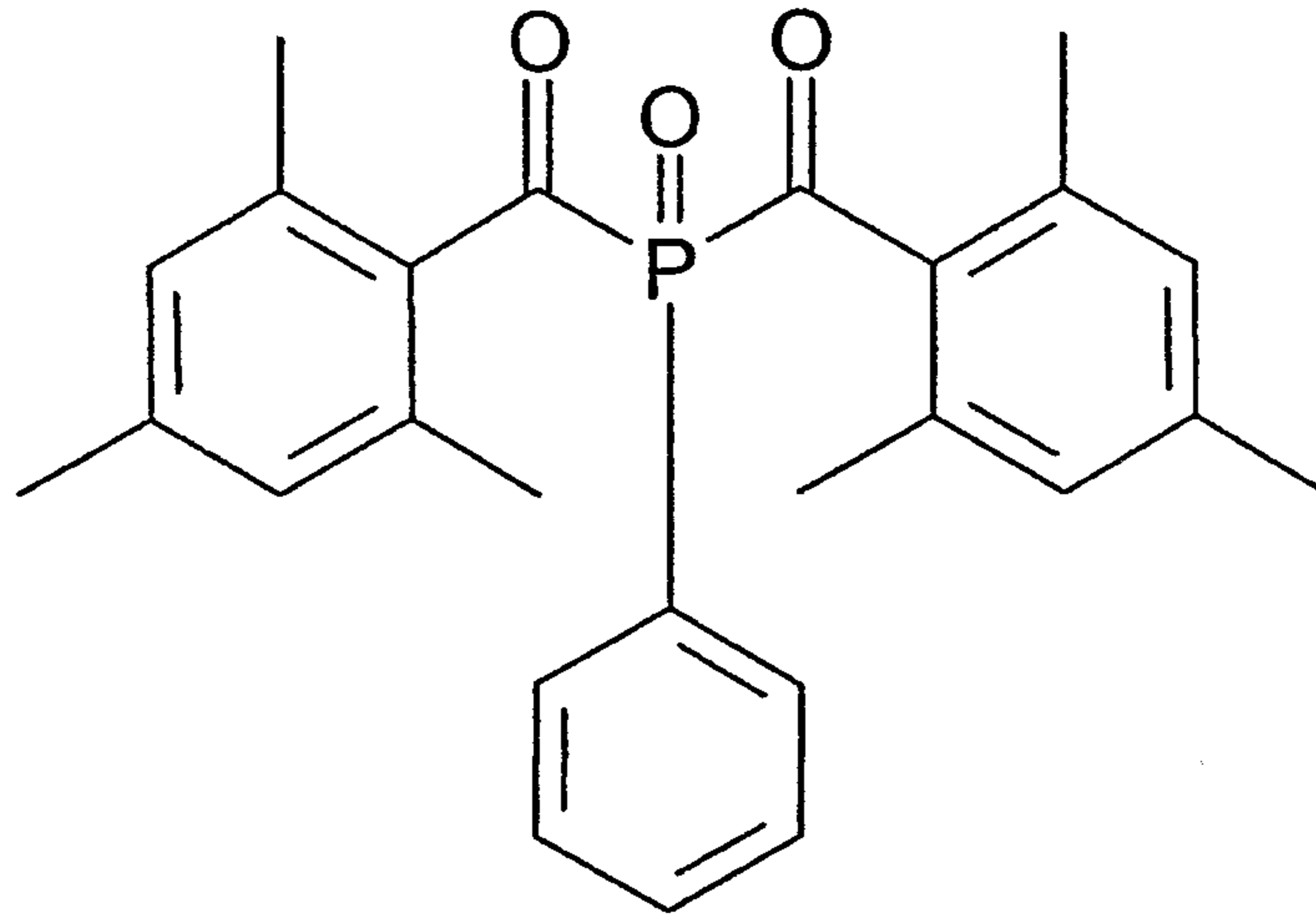
FIG. 2D



2,2-Dimethoxy-1,2-diphenylethan-1-one

FIG. 2E

6/10



Bis(2,4,6-trimethylbenzoyl)-phenylphosphineoxide

FIG. 2F

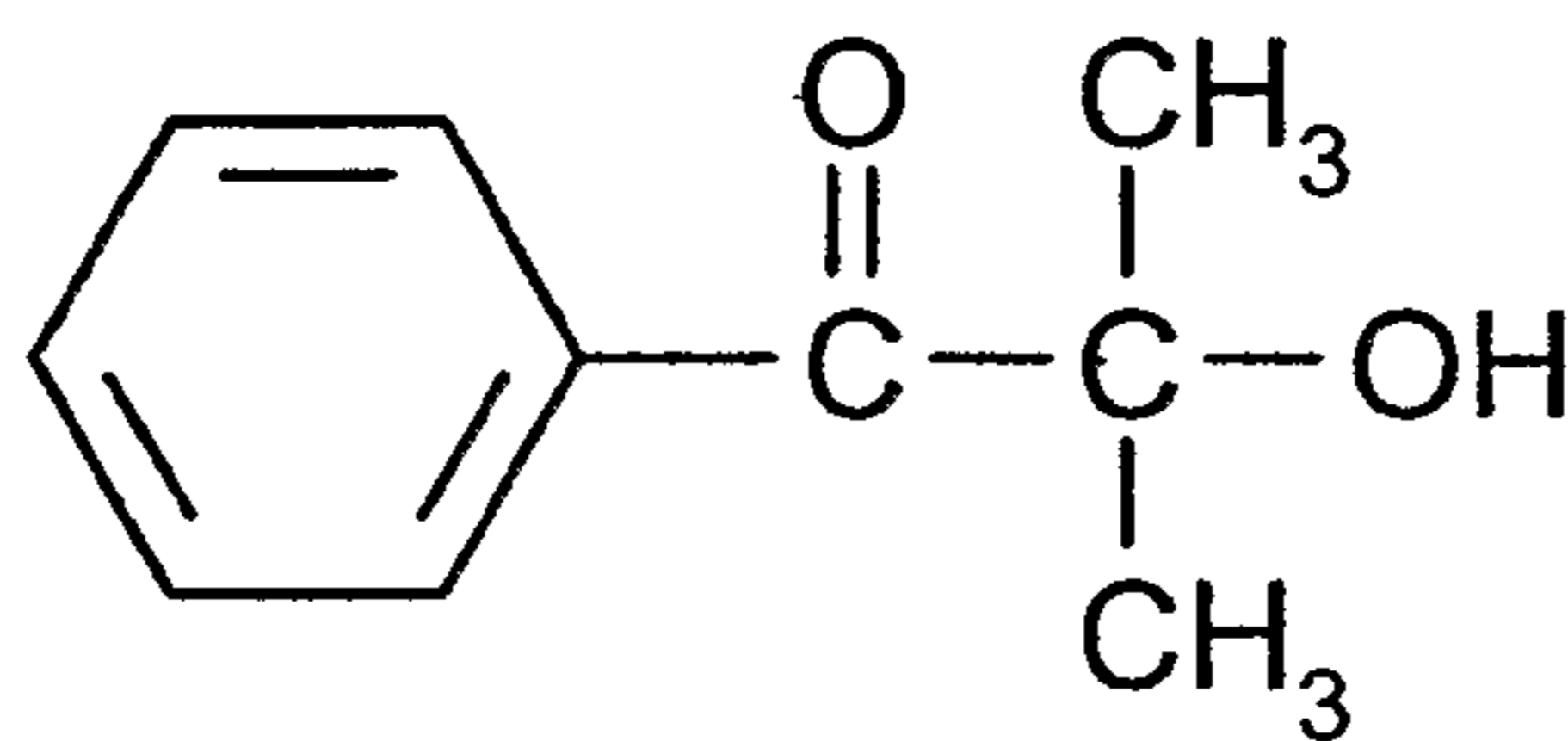
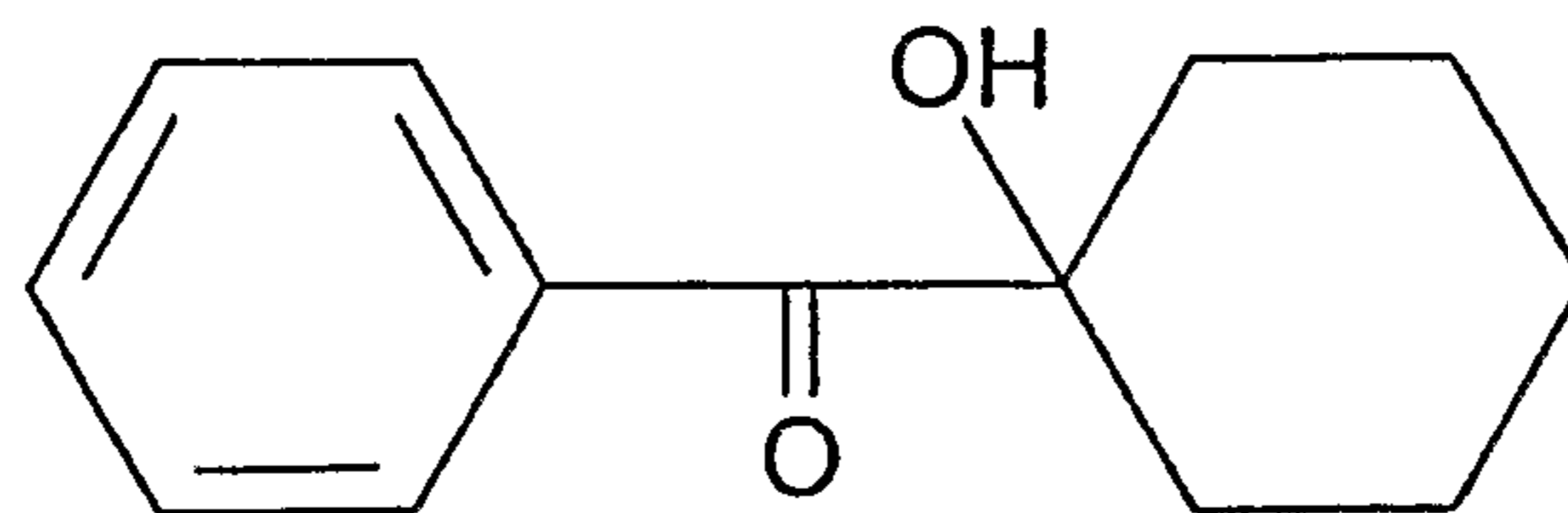
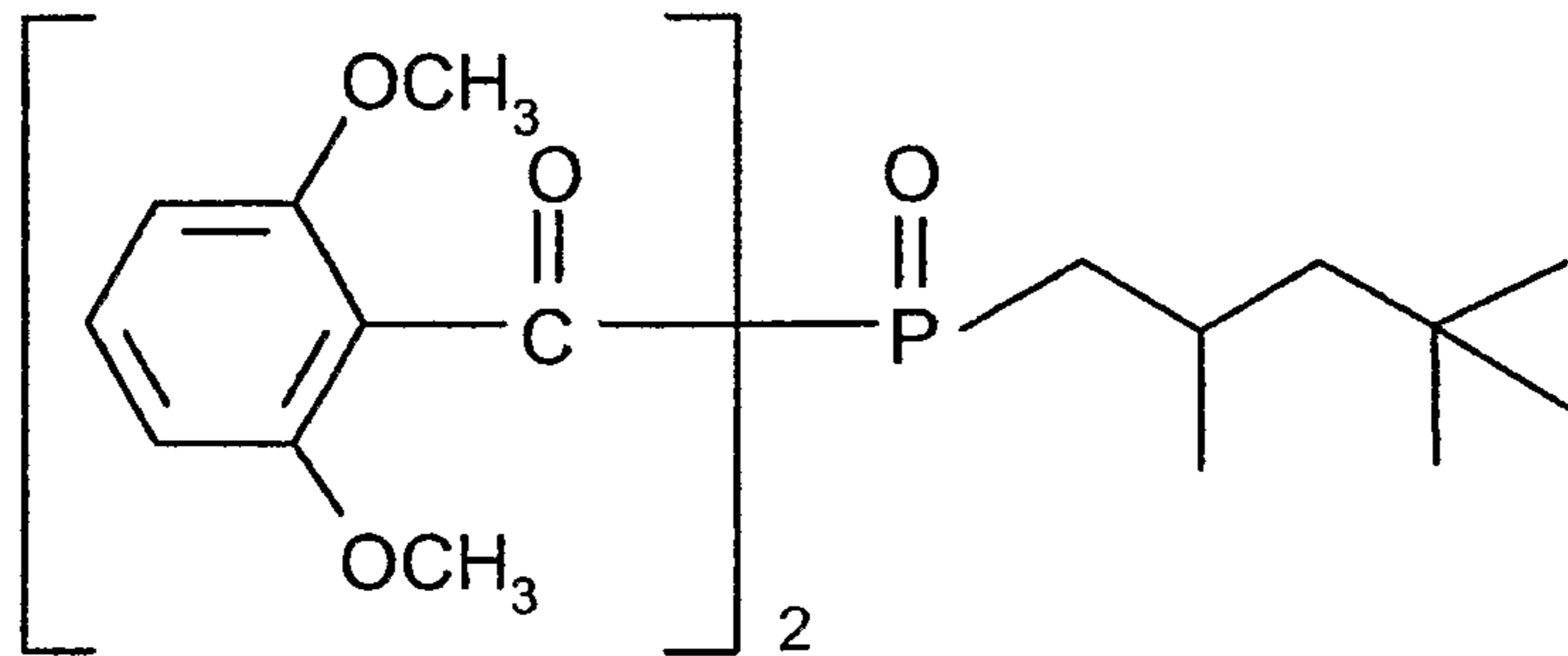
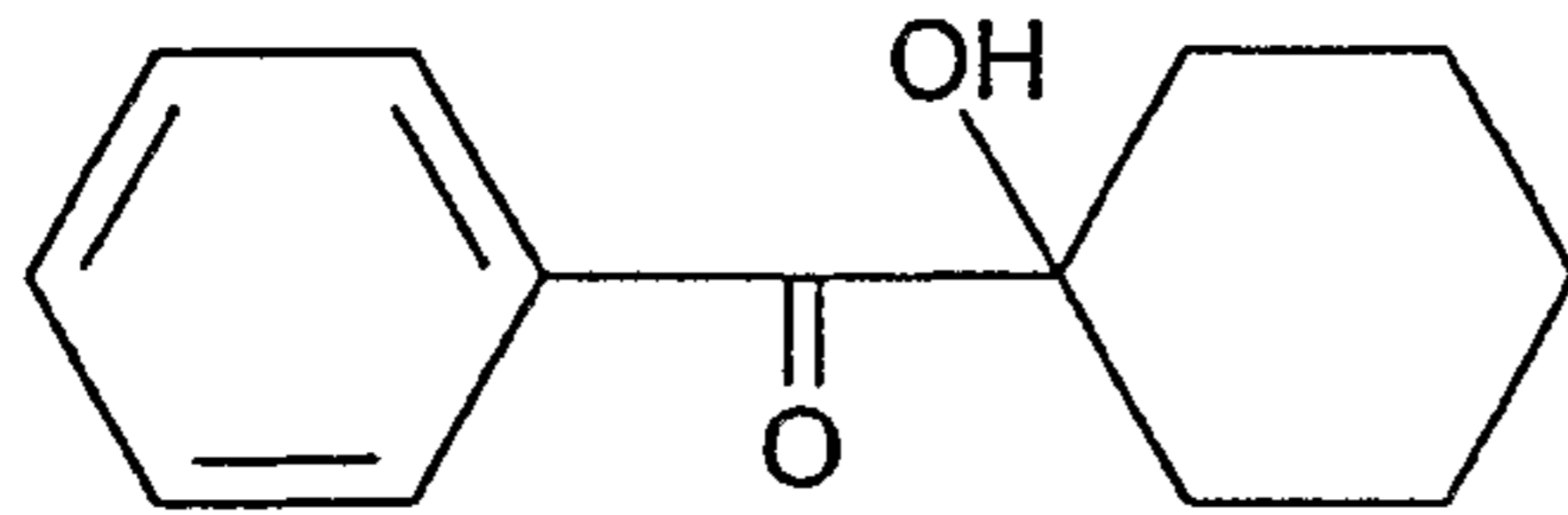
80 % 2-Hydroxy-2-methyl-1-phenyl-propan-1-one (DAROCUR[®] 1173)20 % 1-Hydroxy-cyclohexyl-phenyl-ketone (IRGACURE[®] 184)

FIG. 2G

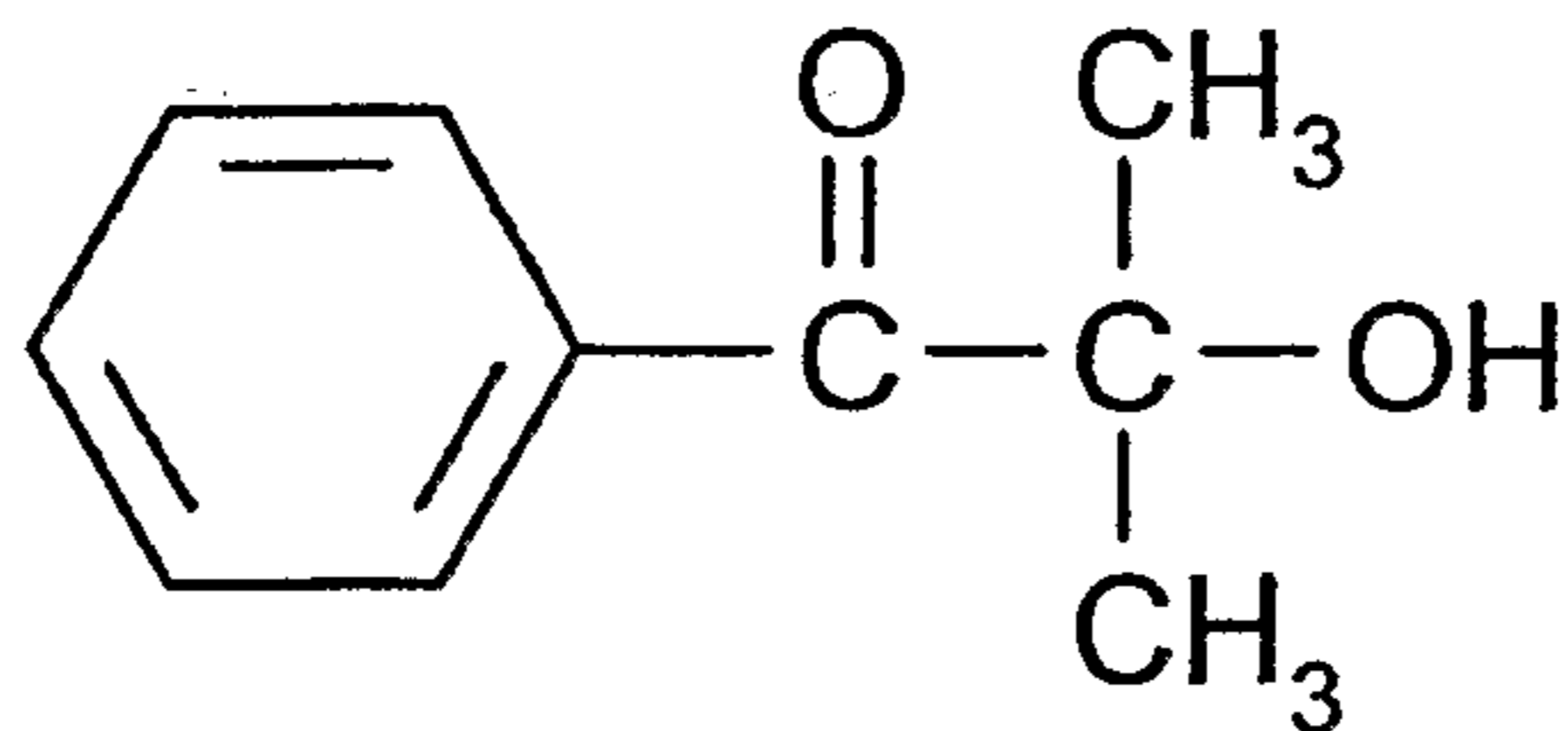
7/10



25 % Bis(2,6-dimethoxybenzoyl)-2,4,4-trimethyl-pentylphosphineoxide



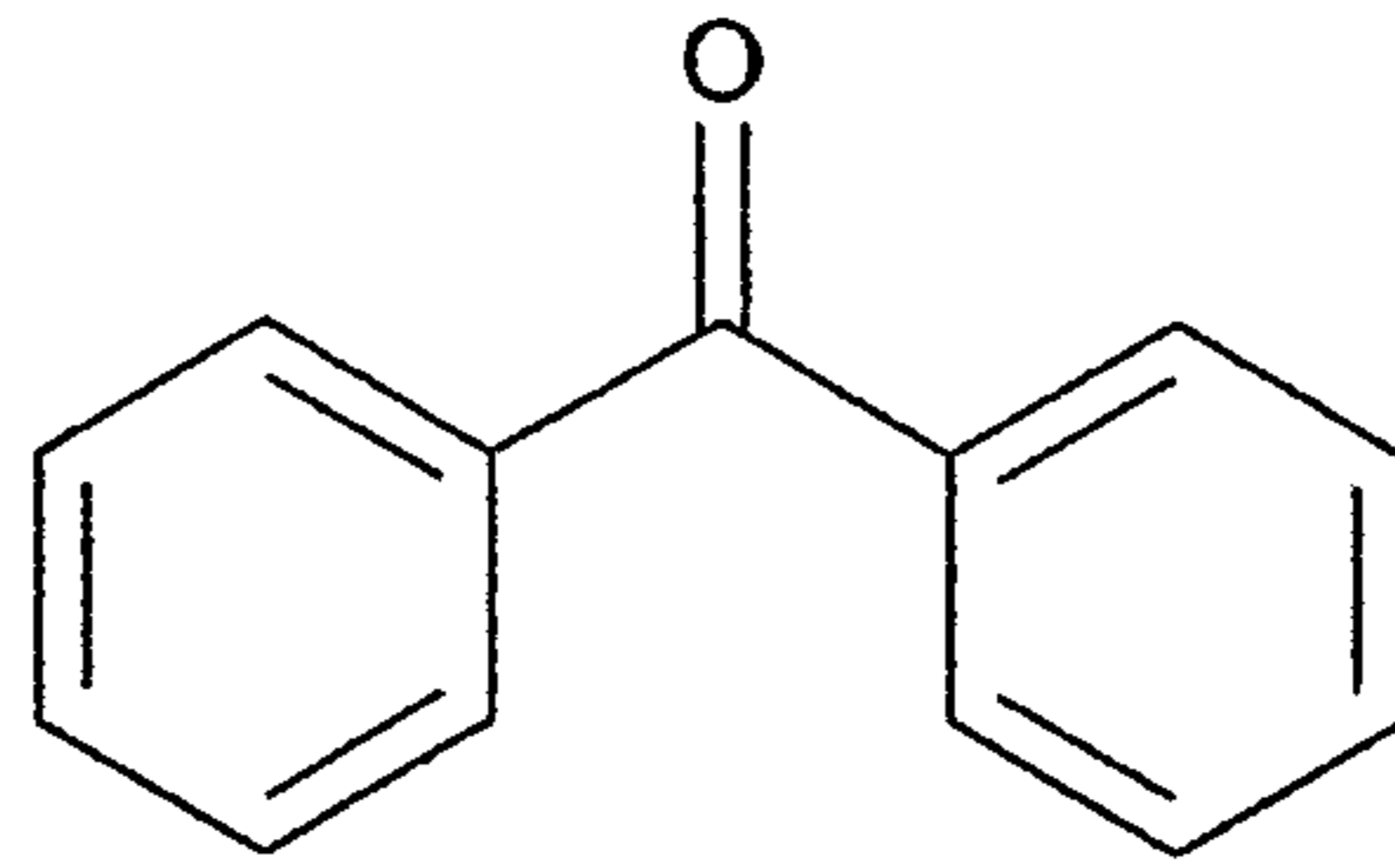
75 % 1-Hydroxy-cyclohexyl-phenyl-ketone (IRGACURE[®] 184)

FIG. 2H

2-Hydroxy-2-methyl-1-phenyl-propan-1-one

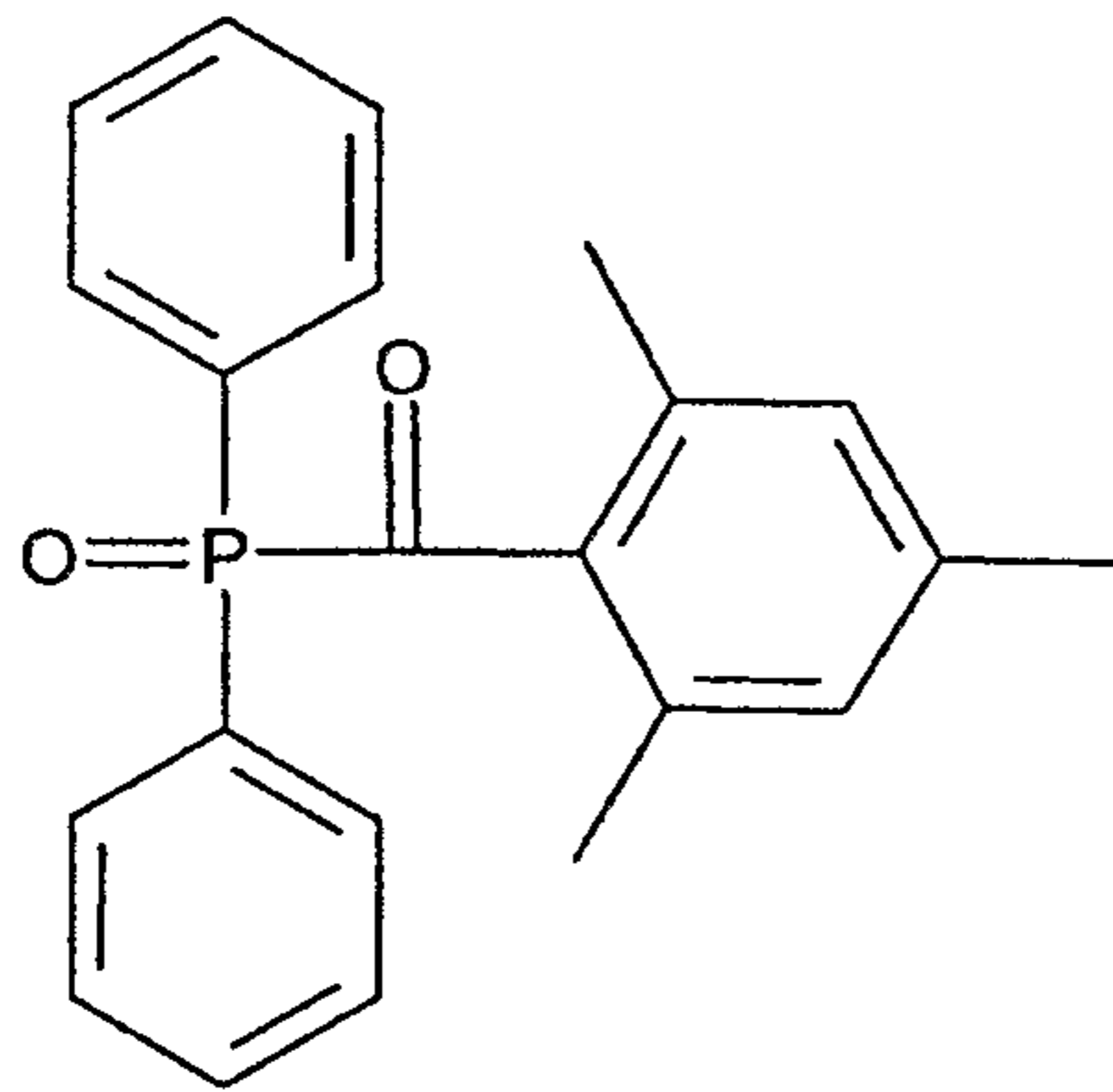
FIG. 2I

8/10



Benzophenone

FIG. 2J



50 % 2,4,6-Trimethylbenzoyl-diphenyl-phosphineoxide

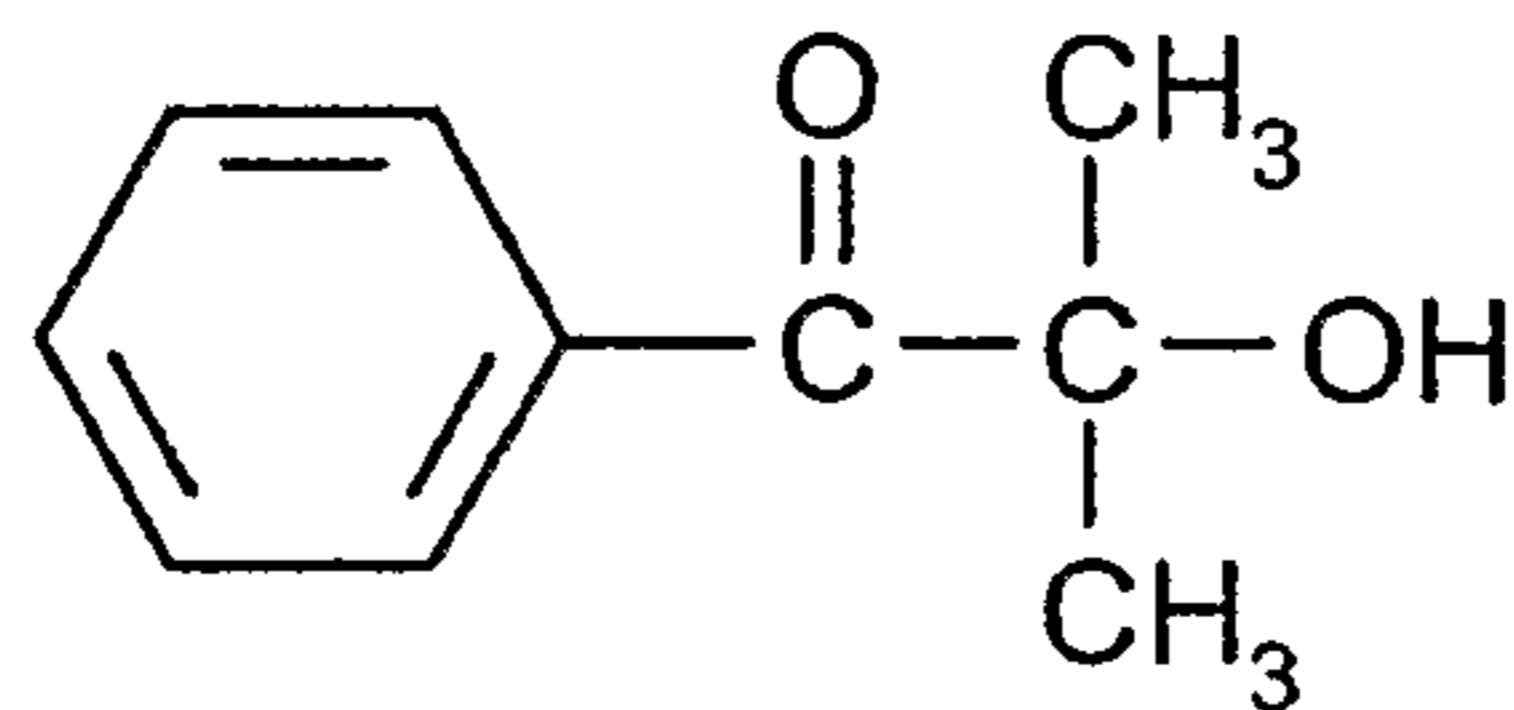
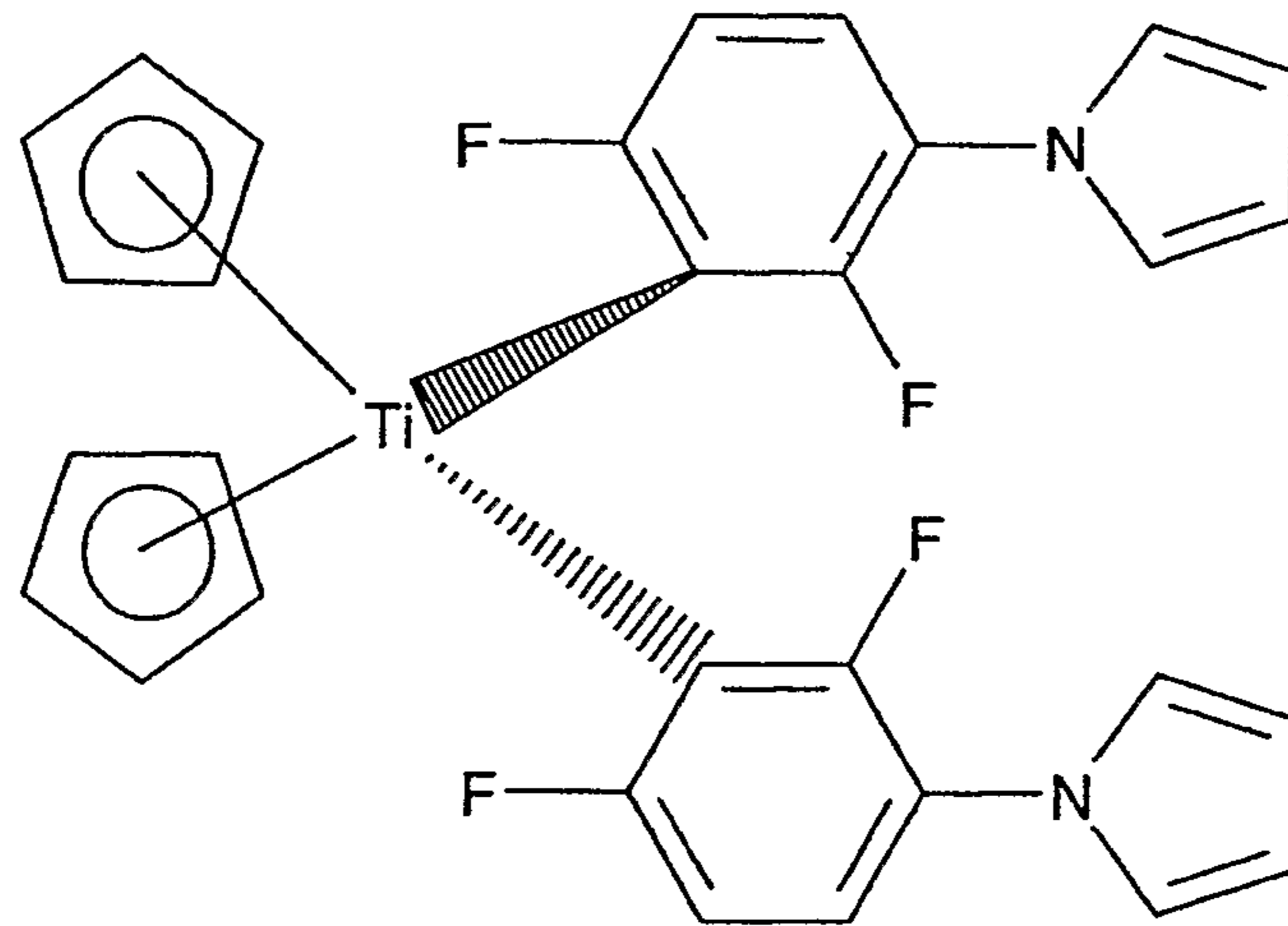
50 % 2-Hydroxy-2-methyl-1-phenyl-propan-1-one (DAROCUR[®] 1173)

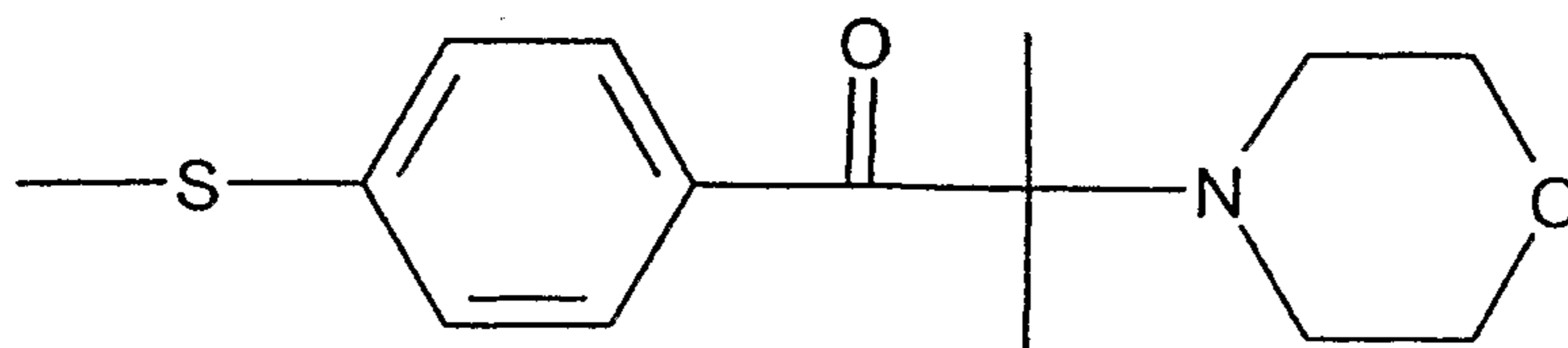
FIG. 2K

9/10



Bis(eta-5-2,4-cyclopentadien-1-yl)-bis
(2,6-difluoro-3-(1H-pyrrol-1-yl)-phenyl) titanium

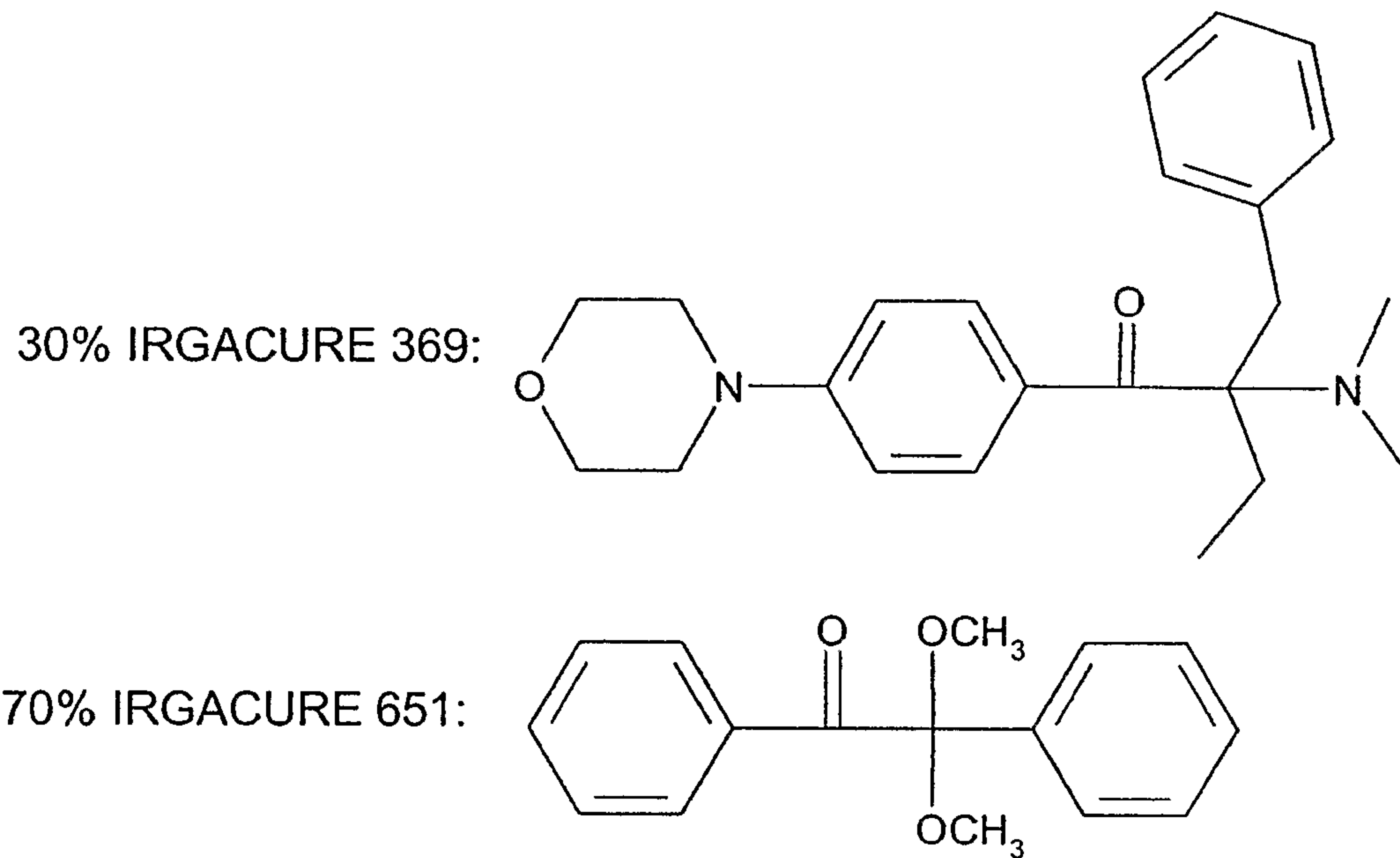
FIG. 2L



2-Methyl-1[4-(methylthio)phenyl]-2-morpholinopropan-1-one

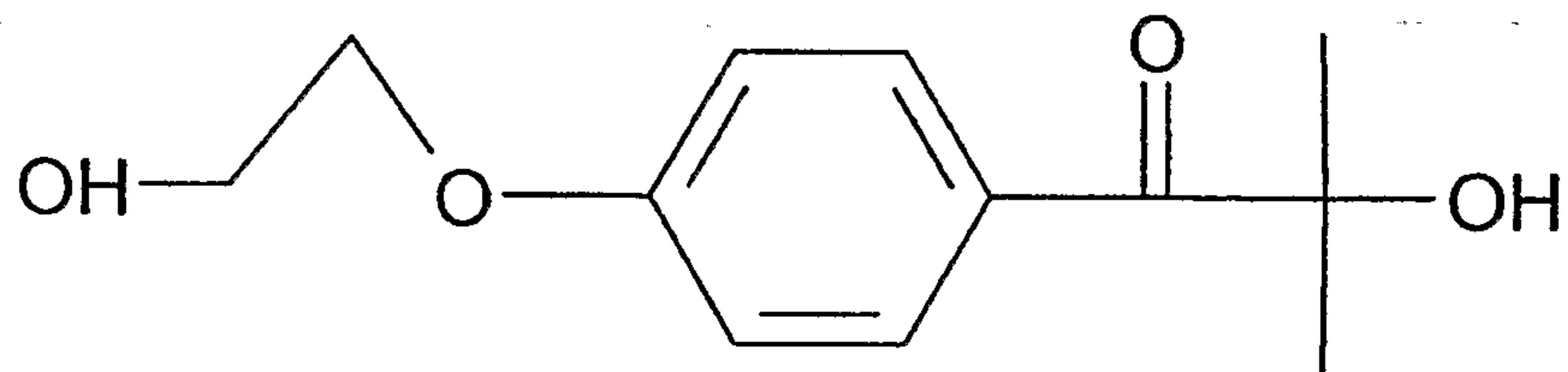
FIG. 2M

10/10



IRGACURE 369: 2-Benzyl-2-dimethylamino-1-(4-morpholinophenyl)-butanone-1

FIG. 2N



1-[4-(2-Hydroxyethoxy)-phenyl]-2-hydroxy-2-methyl-1-propane-1-one

FIG. 2O