

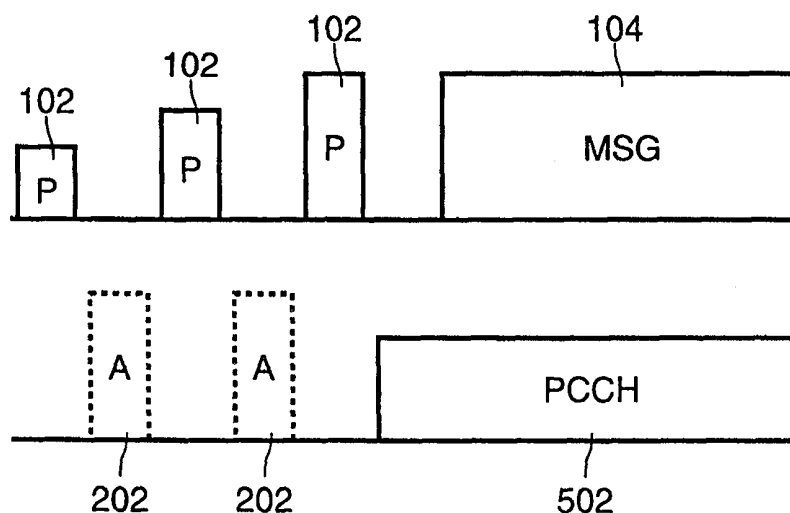


INTERNATIONAL APPLICATION PUBLISHED UNDER THE PATENT COOPERATION TREATY (PCT)

(51) International Patent Classification ⁷ : H04B 7/005	A1	(11) International Publication Number: WO 00/25443 (43) International Publication Date: 4 May 2000 (04.05.00)
(21) International Application Number: PCT/EP99/07017 (22) International Filing Date: 20 September 1999 (20.09.99) (30) Priority Data: 9823467.7 28 October 1998 (28.10.98) GB (71) Applicant: KONINKLIJKE PHILIPS ELECTRONICS N.V. [NL/NL]; Groenewoudseweg 1, NL-5621 BA Eindhoven (NL). (72) Inventors: MOULSLEY, Timothy, J.; Prof. Holstlaan 6, NL-5656 AA Eindhoven (NL). HUNT, Bernard; Prof. Holstlaan 6, NL-5656 AA Eindhoven (NL). (74) Agent: DEGUELLE, Wilhelmus, H., G.; Internationaal Oc- trooibureau B.V., Prof. Holstlaan 6, NL-5656 AA Eind- hoven (NL).		(81) Designated States: CN, JP, KR, European patent (AT, BE, CH, CY, DE, DK, ES, FI, FR, GB, GR, IE, IT, LU, MC, NL, PT, SE). Published <i>With international search report.</i>

(54) Title: RADIO COMMUNICATION SYSTEM**(57) Abstract**

A method of operating a radio communication system uses a random access channel to enable a secondary station to transmit a message to a primary station. The secondary station transmits a preamble (102) to the primary station. After successful receipt of the preamble the primary station transmits a control channel (502) including power control information to instruct the secondary station to adjust the output power of its transmitter. This method ensures that the secondary station transmits at a sufficient power for the message (104) to be received successfully by the primary station, while minimising interference generated by the transmission.



FOR THE PURPOSES OF INFORMATION ONLY

Codes used to identify States party to the PCT on the front pages of pamphlets publishing international applications under the PCT.

AL	Albania	ES	Spain	LS	Lesotho	SI	Slovenia
AM	Armenia	FI	Finland	LT	Lithuania	SK	Slovakia
AT	Austria	FR	France	LU	Luxembourg	SN	Senegal
AU	Australia	GA	Gabon	LV	Latvia	SZ	Swaziland
AZ	Azerbaijan	GB	United Kingdom	MC	Monaco	TD	Chad
BA	Bosnia and Herzegovina	GE	Georgia	MD	Republic of Moldova	TG	Togo
BB	Barbados	GH	Ghana	MG	Madagascar	TJ	Tajikistan
BE	Belgium	GN	Guinea	MK	The former Yugoslav Republic of Macedonia	TM	Turkmenistan
BF	Burkina Faso	GR	Greece			TR	Turkey
BG	Bulgaria	HU	Hungary	ML	Mali	TT	Trinidad and Tobago
BJ	Benin	IE	Ireland	MN	Mongolia	UA	Ukraine
BR	Brazil	IL	Israel	MR	Mauritania	UG	Uganda
BY	Belarus	IS	Iceland	MW	Malawi	US	United States of America
CA	Canada	IT	Italy	MX	Mexico	UZ	Uzbekistan
CF	Central African Republic	JP	Japan	NE	Niger	VN	Viet Nam
CG	Congo	KE	Kenya	NL	Netherlands	YU	Yugoslavia
CH	Switzerland	KG	Kyrgyzstan	NO	Norway	ZW	Zimbabwe
CI	Côte d'Ivoire	KP	Democratic People's Republic of Korea	NZ	New Zealand		
CM	Cameroon			PL	Poland		
CN	China	KR	Republic of Korea	PT	Portugal		
CU	Cuba	KZ	Kazakstan	RO	Romania		
CZ	Czech Republic	LC	Saint Lucia	RU	Russian Federation		
DE	Germany	LI	Liechtenstein	SD	Sudan		
DK	Denmark	LK	Sri Lanka	SE	Sweden		
EE	Estonia	LR	Liberia	SG	Singapore		

DESCRIPTION

RADIO COMMUNICATION SYSTEM5 Technical Field

The present invention relates to a method of operating a radio communication system having a random access channel. The present invention further relates to such a system and to primary and secondary stations for use in such a system. While the present specification describes a system with particular reference to the emerging Universal Mobile Telecommunication System (UMTS), it is to be understood that such techniques are equally applicable to use in other mobile radio systems.

Background Art

A random access channel is a normal component of a radio communication system, enabling a Mobile Station (MS) to send short messages to a Base Station (BS). Applications include signalling to the BS when the MS is turned on, sending a packet of data to the BS when the MS is not engaged in a call, and requesting the BS to allocate a resource for the MS to use.

20 A variety of methods have been proposed for the implementation of a random access channel. One example, for use in UMTS (in a wide band Code Division Multiple Access (CDMA) frequency division duplex mode), is shown in Figure 2. A MS accesses an uplink channel by sending a preamble (P) 102 followed by a message packet (MSG) 104. A BS can start to process the message packet 104 when it has received the preamble 102. Once the BS has received the message 104 it sends an acknowledgement (ACK) 106 on a downlink channel to indicate to the MS that the message 104 has been received and decoded correctly. Typically the preamble 102 might last 1ms, followed by a 0.25ms time interval then a 10ms message 104.

30 A problem with this method is the lack of any power control. Ideally the MS transmit power should be chosen so that the preamble 102 and message 104 are received by the BS at the power level required for correct decoding of

the message 104. If the MS transmits at too high a power level its signal may swamp other signals received at the BS, while if it transmits at too low a power level its signal may not be received at all by the BS.

Here the MS determines the power at which to transmit by measuring the power received from the BS over the downlink channel and using this measurement to estimate the path loss in the uplink channel. However, such a method is not very reliable. Two problems are that the required received power at the BS is not constant but varies with radio channel conditions and speed of the MS and the uplink and downlink channels are not necessarily reciprocal.

If the message 104 is not received correctly by the BS, no acknowledgement 106 is transmitted. The MS determines from the lack of an acknowledgement 106 that its access attempt has failed and, after waiting for a back-off period, repeats the attempt. This scheme has the disadvantage that several retransmissions may be needed, giving rise to the possibility of significant delays.

An improved scheme is shown in Figure 3. The MS first transmits a preamble 102 at a reduced power level. If the BS receives and decodes the preamble correctly it transmits a preamble acknowledgement (A) 204. In the example shown in Figure 3, after the first preamble is transmitted no acknowledgement is returned in the slot 202 allocated for it (which might typically be 1ms in length). The MS therefore transmits another preamble 102 at a higher power level. Again no acknowledgement is received in the slot 202, so the MS transmits another preamble 102 at a still higher power. This is received and decoded by the BS, which transmits an acknowledgement 204. Having received this, the MS is able to transmit the message 104.

However, this improved scheme still does not provide closed loop power control for the message 104, which means that it will require a higher E_b/N_0 (energy per bit / noise density) than normal data transmissions. Hence the MS needs to use more transmitter power on average, generating more interference than usual, and system uplink capacity may be wasted.

Disclosure of Invention

An object of the present invention is to provide closed loop power control for a random access channel.

According to a first aspect of the present invention there is provided a
5 method of operating a radio communication system having a random access
channel for enabling a secondary station to transmit a message to a primary
station, comprising the secondary station transmitting a preamble encoded
with a signature on the random access channel to the primary station and
subsequently transmitting the message, characterised by the primary station
10 transmitting a control channel including power control information after
successful reception of the preamble, in response to which the secondary
station adjusts the output power of its transmitter.

According to a second aspect of the present invention there is provided
a radio communication system comprising a primary station, a secondary
15 station and a random access channel for transmission of messages from the
secondary station to the primary station, the secondary station having means
for transmitting a preamble encoded with a signature on the random access
channel, characterised in that the primary station has means for transmitting a
control channel including power control information after successful reception
20 of the preamble, and the secondary station has means for adjusting the output
power of its transmitter in response to the reception of the control channel.

According to a third aspect of the present invention there is provided a
primary station for use in a radio communication system having a random
access channel for the transmission of messages from a secondary station to
25 the primary station, the primary station having means for reception of a
preamble encoded with a signature on the random access channel transmitted
by the secondary station and means for determining the power of a
transmission received from the secondary, characterised in that means are
provided for transmitting a control channel after successful reception of the
30 preamble, the control channel including power control information for the
secondary station to alter the output power of its transmitter.

According to a fourth aspect of the present invention there is provided a secondary station comprising for use in a radio communication system having a random access channel for the transmission of messages to a primary station, the secondary station having means for transmitting a preamble encoded with a signature on the random access channel, characterised in that the secondary station has means for adjusting the output power of its transmitter in response to the reception of a control channel transmitted by the primary station.

Brief Description of Drawings

Embodiments of the present invention will now be described, by way of example, with reference to the accompanying drawings, wherein:

Figure 1 is a block schematic diagram of a radio communication system in accordance with the present invention;

Figure 2 illustrates a basic random access channel scheme without power control, as described above;

Figure 3 illustrates a random access channel scheme having preamble power ramping and fast acknowledgement, as described above;

Figure 4 illustrates a basic random access channel scheme having power control in accordance with the present invention;

Figure 5 illustrates a random access channel scheme with preamble power ramping having power control in accordance with the present invention; and

Figure 6 illustrates a random access channel scheme with preamble power ramping having acknowledgement and power control in accordance with the present invention.

In the drawings the same reference numerals have been used to indicate corresponding features.

Modes for Carrying Out the Invention

The system shown in Figure 1 comprises a primary station (BS) 50 and a plurality of secondary stations (MS) 60. The BS 50 comprises a microcontroller (μ C) 52, transceiver means 54 connected to radio transmission means 56, and connection means 58 for connection to the PSTN or a private

network. Each MS 60 comprises a microcontroller (μ C) 62, transceiver means 64 connected to radio transmission means 66, and power control means 68 for altering the transmitted power level. Communication from BS 50 to MS 60 takes place on a downlink channel 72, while communication from MS 60 to BS 50 takes place on an uplink channel 74.

The UMTS system used as an example of an application of the present invention uses a CDMA system for allocating transmission channels to base and mobile stations. On the downlink channel 72 a number of channelisation codes are used to separate transmissions intended for different users, and an additional scrambling code is applied to distinguish the transmitting BS 50. Hence, to decode a message intended for it a MS 60 has to know both the code for the BS 50 sending the data and the code for its channel.

Similarly on the uplink channel 74 a channelisation code is used to select the channel on which the MS 60 is to transmit and a scrambling code specific to the MS 60. During the preamble a MS 60 transmits a signature, which is a specific code sequence chosen at random.

A basic implementation of the present invention is illustrated in Figure 4. A MS 60 accesses an uplink channel 74 in the same way as illustrated in Figure 2, by sending a preamble 102 followed by a message packet 104. The message 104 could be defined to have a fixed length or, if of variable length, could include length indication information. When a BS 50 detects the preamble 102 it transmits a Physical Control CHannel (PCCH) 302 on a downlink channel 72. The PCCH includes power control information to indicate to the MS 60 whether it should raise or lower its transmission power level, and continues for the duration of the message 104.

The channelisation code used for the control channel 302 must be known to the MS 60 in advance so that the power control information can be decoded, which requires it to be pre-allocated. The code should also be specific to the preamble signature to minimise conflicts on the downlink channel 72 in response to requests from different mobiles. The pre-allocation may lead to a code shortage.

A solution to this problem is to use a different scrambling code on the control channel 302 to that used for the main downlink transmission. The use of such a secondary scrambling code by the BS 50 will have a negligible effect on system capacity since both the bit rate and duty cycle will be low.

5 The time interval between preamble and message should be long enough to ensure that a control channel 302 can be established at or before the start of the message 104, thereby maximising the chance of it being received without error. This time allows for BS 50 processing time and propagation delays. For example, to allow use in cells of radius up to about
10 38km (much larger than the typical 2km) the interval should be at least 250 μ s.

It would also be possible to add power control information to the uplink transmission (which already has a PCCH). This would allow power control of the downlink control channel 302, although in practice this is unlikely to be necessary because the bit rate is low.

15 An alternative implementation, for use in a system employing preamble power ramping, is illustrated in Figure 5. This scheme has the advantage that the initial power level of the message 104 is approximately correct before its level can be adjusted in response to power control information in the control channel 302. As well as its primary function, of acknowledging correct receipt
20 of the preamble 102 by the BS 50, the acknowledgement 204 can perform other functions, such as indicating that the system is busy or that access has been denied.

Figure 6 illustrates a modification of this scheme in which the functions of acknowledgement and power control are combined in a single control
25 channel 502. In such a system the start of the control channel 502 would indicate reception of the preamble 102 by the BS 50. Interruption of the control channel 502 could then be used to indicate that the uplink transmission had been corrupted, enabling the MS 60 to terminate transmission of the message
30 104 before attempting to send it again. Such a method for indicating corruption of the uplink transmission could also be used independently or in combination with any of the other schemes described above.

From reading the present disclosure, other modifications will be apparent to persons skilled in the art. Such modifications may involve other features which are already known in radio communication systems and component parts thereof, and which may be used instead of or in addition to features already described herein.

In the present specification and claims the word "a" or "an" preceding an element does not exclude the presence of a plurality of such elements. Further, the word "comprising" does not exclude the presence of other elements or steps than those listed.

10 Industrial Applicability

The present invention is applicable to a range of radio communication systems, for example UMTS.

CLAIMS

1. A method of operating a radio communication system having a random access channel for enabling a secondary station to transmit a message to a primary station, comprising the secondary station transmitting a preamble encoded with a signature on the random access channel to the primary station and subsequently transmitting the message, characterised by the primary station transmitting a control channel including power control information after successful reception of the preamble, in response to which the secondary station adjusts the output power of its transmitter.

2. A method as claimed in claim 1, characterised by the primary station selecting a channelisation code for the control channel by reference to the signature of the preamble.

3. A method as claimed in claim 2, characterised by the channelisation code corresponding to a preamble signature being predetermined.

4. A method as claimed in any one of claims 1 to 3, characterised by the primary station selecting a scrambling code for the control channel which is different to that used for some other downlink transmissions.

5. A method as claimed in any one of claims 1 to 4, characterised by the secondary station transmitting a succession of preambles at increasing power levels and at predetermined intervals until an acknowledgement is received from the primary station, after which acknowledgement the message is transmitted.

6. A method as claimed in claim 5, characterised by transmission of the control channel by the primary station constituting the required acknowledgement.

7. A method as claimed in claim 5, characterised by interruption of the control channel by the primary station indicating that the message has been received in a corrupted state.

5

8. A radio communication system comprising a primary station, a secondary station and a random access channel for transmission of messages from the secondary station to the primary station, the secondary station having means for transmitting a preamble encoded with a signature on the random access channel, characterised in that the primary station has means for transmitting a control channel including power control information after successful reception of the preamble, and the secondary station has means for adjusting the output power of its transmitter in response to the reception of the control channel.

15

9. A primary station for use in a radio communication system having a random access channel for the transmission of messages from a secondary station to the primary station, the primary station having means for reception of a preamble encoded with a signature on the random access channel transmitted by the secondary station and means for determining the power of a transmission received from the secondary, characterised in that means are provided for transmitting a control channel after successful reception of the preamble, the control channel including power control information for the secondary station to alter the output power of its transmitter.

25

10. A primary station as claimed in claim 9, characterised in that means are provided for selecting a channelisation code for the control channel by reference to the signature of the preamble.

30

11. A primary station as claimed in claim 9 or 10, characterised in that means are provided for transmitting an acknowledgement after successful receipt of the preamble.

12. A primary station as claimed in claim 11, characterised in that means are provided for initiating transmission of the control channel to provide the required acknowledgement.

5

13. A primary station as claimed in claim 11, characterised in that means are provided for interrupting transmission of the control channel to indicate that at least part of the message has been received in a corrupted state.

10

14. A secondary station comprising for use in a radio communication system having a random access channel for the transmission of messages to a primary station, the secondary station having means for transmitting a preamble encoded with a signature on the random access channel, characterised in that the secondary station has means for adjusting the output power of its transmitter in response to the reception of a control channel transmitted by the primary station.

15

15. A secondary station as claimed in claim 14, characterised in that means are provided for transmitting a succession of preambles at increasing power levels and at predetermined intervals, for receiving an acknowledgement from the primary station, and for transmitting the message after receipt of the acknowledgement.

20

1/3

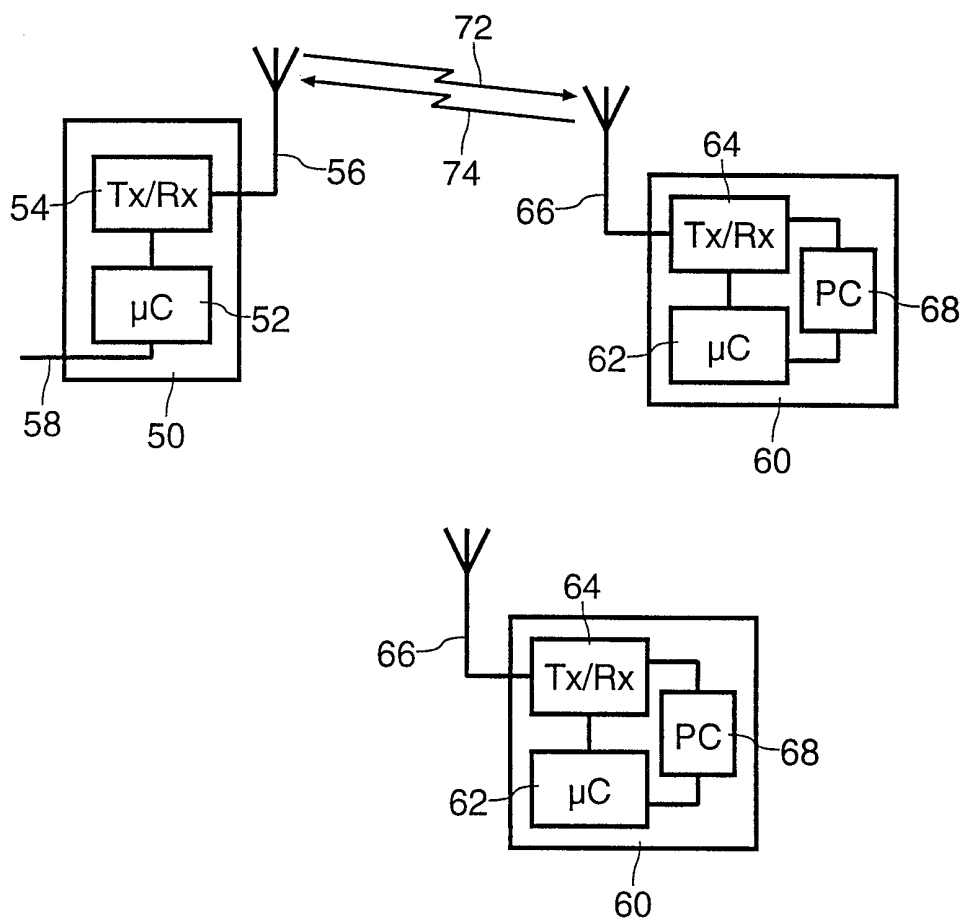


FIG. 1

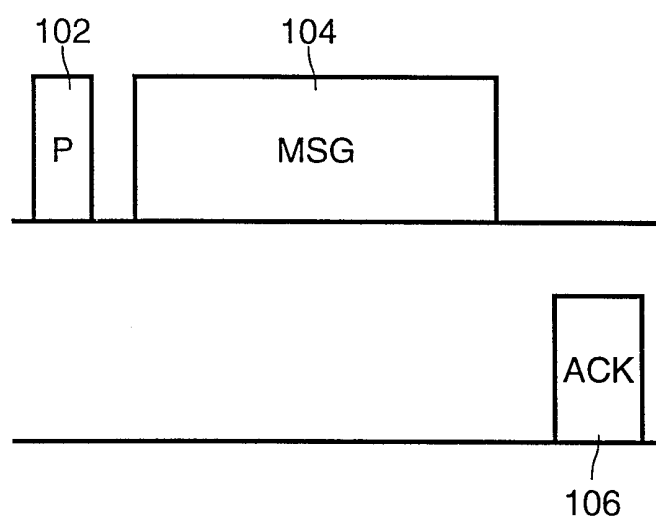


FIG. 2

2/3

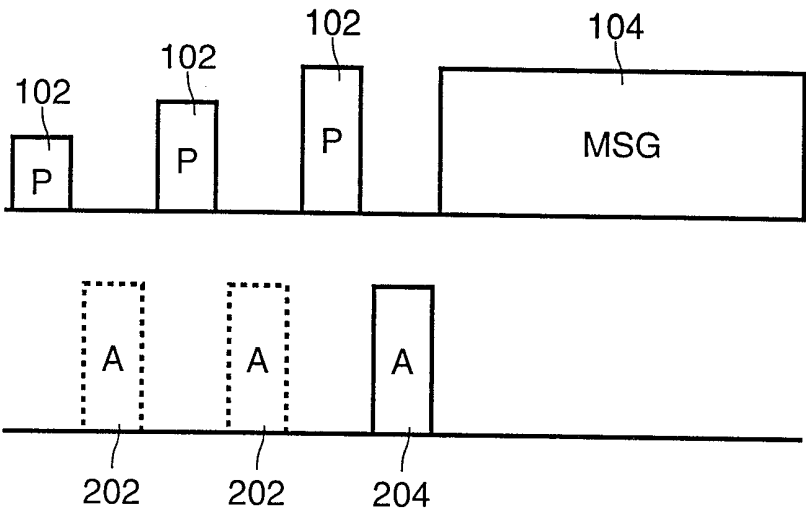


FIG. 3

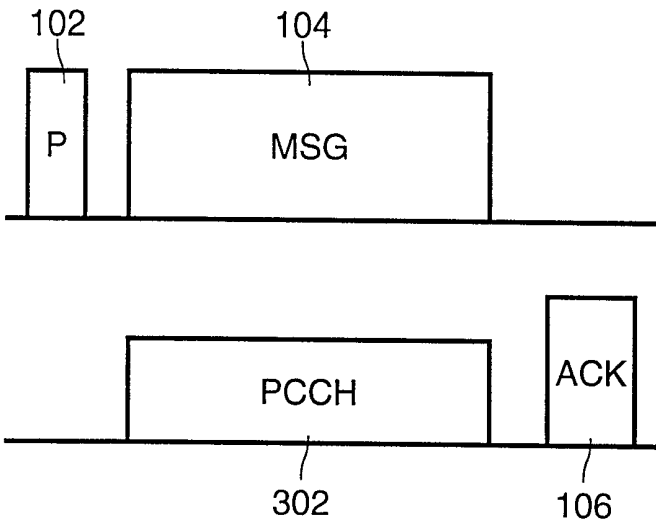
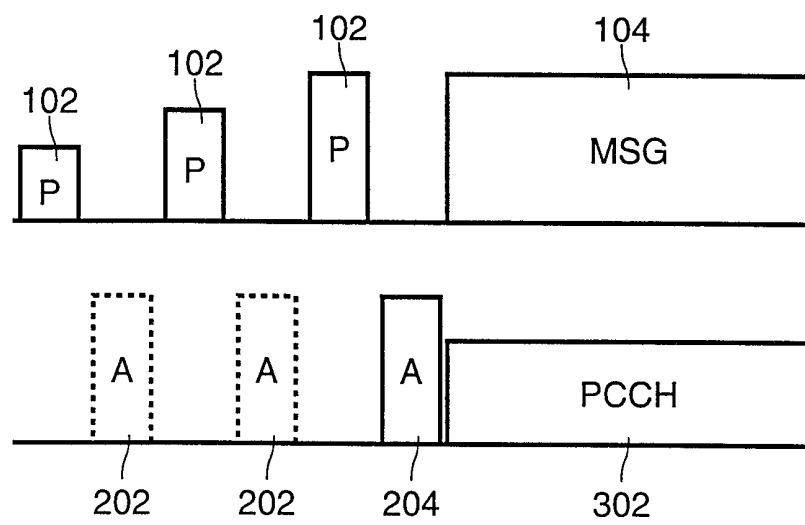
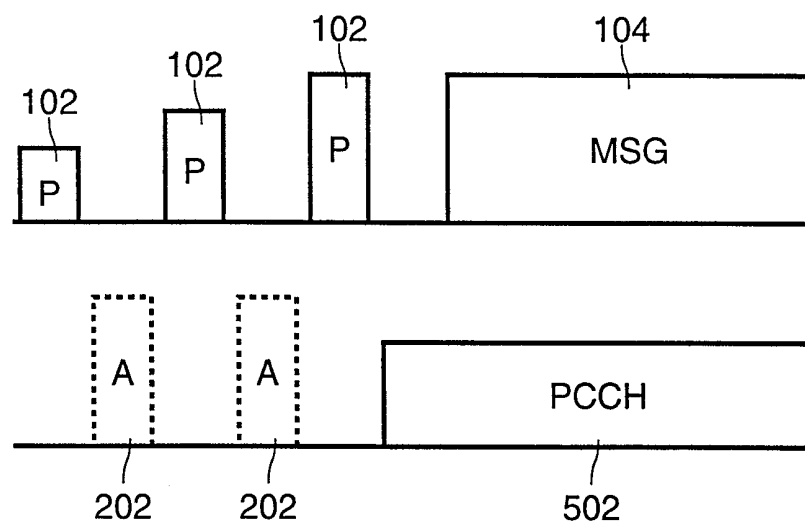


FIG. 4

3/3

**FIG. 5****FIG. 6**

INTERNATIONAL SEARCH REPORT

International Application No

PCT/EP 99/07017

A. CLASSIFICATION OF SUBJECT MATTER

IPC 7 H04B7/005

According to International Patent Classification (IPC) or to both national classification and IPC

B. FIELDS SEARCHED

Minimum documentation searched (classification system followed by classification symbols)

IPC 7 H04B

Documentation searched other than minimum documentation to the extent that such documents are included in the fields searched

Electronic data base consulted during the international search (name of data base and, where practical, search terms used)

C. DOCUMENTS CONSIDERED TO BE RELEVANT

Category *	Citation of document, with indication, where appropriate, of the relevant passages	Relevant to claim No.
Y A	WO 97 46041 A (NOKIA TELECOMMUNICATIONS OY ;RINNE MIKKO (FI); HAEKKINEN HANNU (FI) 4 December 1997 (1997-12-04) abstract page 1, line 19 -page 2, line 2 page 3, line 11 - line 31 page 4, line 30 -page 5, line 35 page 8, line 29 -page 9, line 19 ---	1-5, 8-11, 14, 15 6, 7, 12, 13
Y A	GB 2 324 441 A (MOTOROLA INC) 21 October 1998 (1998-10-21) abstract page 1, line 14 -page 2, line 2 page 5, line 18 -page 6, line 33 --- -/--	1-5, 8-11, 14, 15 6, 7, 12, 13

☒ Further documents are listed in the continuation of box C.

☒ Patent family members are listed in annex.

* Special categories of cited documents :

"A" document defining the general state of the art which is not considered to be of particular relevance

"E" earlier document but published on or after the international filing date

"L" document which may throw doubts on priority claim(s) or which is cited to establish the publication date of another citation or other special reason (as specified)

"O" document referring to an oral disclosure, use, exhibition or other means

"P" document published prior to the international filing date but later than the priority date claimed

"T" later document published after the international filing date or priority date and not in conflict with the application but cited to understand the principle or theory underlying the invention

"X" document of particular relevance; the claimed invention cannot be considered novel or cannot be considered to involve an inventive step when the document is taken alone

"Y" document of particular relevance; the claimed invention cannot be considered to involve an inventive step when the document is combined with one or more other such documents, such combination being obvious to a person skilled in the art.

"&" document member of the same patent family

Date of the actual completion of the international search

25 January 2000

Date of mailing of the international search report

02/02/2000

Name and mailing address of the ISA

European Patent Office, P.B. 5818 Patentlaan 2
NL - 2280 HV Rijswijk
Tel. (+31-70) 340-2040, Tx. 31 651 epo nl,
Fax: (+31-70) 340-3016

Authorized officer

Lustrini, D

INTERNATIONAL SEARCH REPORT

International Application No

PCT/EP 99/07017

C.(Continuation) DOCUMENTS CONSIDERED TO BE RELEVANT

Category *	Citation of document, with indication, where appropriate, of the relevant passages	Relevant to claim No.
A	<p>EP 0 565 507 A (ERICSSON GE MOBILE COMMUNICAT) 13 October 1993 (1993-10-13) abstract page 3, line 10 - line 54 -----</p>	1-15

INTERNATIONAL SEARCH REPORT

information on patent family members

International Application No

PCT/EP 99/07017

Patent document cited in search report	Publication date	Patent family member(s)	Publication date
WO 9746041 A	04-12-1997	FI 962216 A	28-11-1997
		AU 2901497 A	05-01-1998
		EP 0840988 A	13-05-1998
		JP 11510667 T	14-09-1999
		NO 980328 A	26-01-1998
<hr/>			
GB 2324441 A	21-10-1998	US 5893036 A	06-04-1999
		CN 1192113 A	02-09-1998
<hr/>			
EP 0565507 A	13-10-1993	AU 4280693 A	18-11-1993
		BR 9305478 A	11-10-1994
		CA 2111000 A	28-10-1993
		FI 935525 A	17-01-1994
		JP 8502151 T	05-03-1996
		NZ 252801 A	25-09-1996
		SG 50659 A	20-07-1998
		WO 9321692 A	28-10-1993
		US 5430760 A	04-07-1995
<hr/>			