



US00D755721S

(12) **United States Design Patent**
Bies

(10) **Patent No.:** **US D755,721 S**

(45) **Date of Patent:** **** May 10, 2016**

(54) **ELECTRICAL PLUG-IN CONNECTOR**
(71) Applicant: **WAGO Verwaltungsgesellschaft mbH**,
Minden (DE)
(72) Inventor: **Henryk Bies**, Sondershausen (DE)
(73) Assignee: **WAGO Verwaltungsgesellschaft mbH**,
Minden (DE)
(**) Term: **15 Years**

4,762,388 A * 8/1988 Tanaka G02B 6/3831
385/58
5,127,848 A * 7/1992 Taguchi H01R 13/641
439/188
5,660,146 A * 8/1997 Sporn A01K 27/002
119/792
D431,528 S * 10/2000 Zhu D13/133
6,208,233 B1 * 3/2001 Stein, Sr. G01L 19/0084
338/195
6,383,011 B2 * 5/2002 Chen H01R 13/6272
439/357
D467,872 S * 12/2002 Yeh D13/133
6,994,595 B2 * 2/2006 Baker H01R 13/44
439/680

(21) Appl. No.: **29/539,635**

(Continued)

(22) Filed: **Sep. 16, 2015**

Primary Examiner — Holly Baynham

Assistant Examiner — Rhea Shields

Related U.S. Application Data

(62) Division of application No. 29/476,797, filed on Dec. 17, 2013.

(74) *Attorney, Agent, or Firm* — Renner, Otto, Boisselle & Sklar, LLP

(30) **Foreign Application Priority Data**

(57) **CLAIM**

The ornamental design for an electrical plug-in connector, as shown and described.

Jun. 17, 2013 (EM) 002256354

(51) **LOC (10) Cl.** **13-03**

DESCRIPTION

(52) **U.S. Cl.**

USPC **D13/137.1**

(58) **Field of Classification Search**

USPC D13/133, 154; 439/295, 282, 188, 357,
439/271, 680, 45, 439, 752.5, 296, 725,
439/441, 834, 411; 119/792; 338/195;
174/541

CPC H01R 13/64; H01R 13/62; H01R 13/641;
H01R 13/6272; H01R 13/5219; H01R 13/44;
H01R 13/582; H01R 13/629; G02B 6/3831;
G01L 19/0084; A01K 27/002; H05K 5/0247

See application file for complete search history.

FIG. 1 is a front perspective view of an electrical plug-in connector showing my new design.

FIG. 2 is a rear perspective view of the electrical plug-in connector of FIG. 1;

FIG. 3 is a top-view of the electrical plug-in connector of FIG. 1;

FIG. 4 is a bottom-view of the electrical plug-in connector of FIG. 1.

FIG. 5 is a front-view of the electrical plug-in connector of FIG. 1.

FIG. 6 is a rear-view of the electrical plug-in connector of FIG. 1; and,

FIG. 7 is a left side-view of the electrical plug-in connector of FIG. 1, a left side-view being a mirror image thereof.

In the drawings, the broken lines are for the purpose of illustrating environment only and form no part of the claimed design.

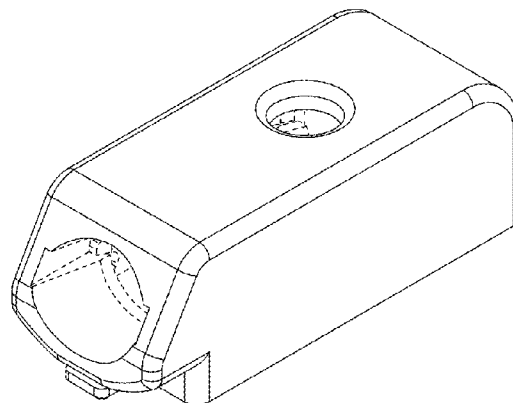
(56) **References Cited**

U.S. PATENT DOCUMENTS

3,654,586 A * 4/1972 Winkler H01R 13/64
439/295

3,824,524 A * 7/1974 Glover H01R 13/62
439/282

1 Claim, 1 Drawing Sheet



(56)

References Cited

U.S. PATENT DOCUMENTS

7,004,795 B2 *	2/2006	Mancini	H01R 13/582	D663,694 S	7/2012	Fu et al.	
				439/459	D663,695 S	7/2012	Zhang et al.	
D558,674 S *	1/2008	Lin	D13/133	D665,748 S	8/2012	Baker et al.	
D558,678 S *	1/2008	Han	D13/133	D666,971 S	9/2012	Sekine et al.	
D561,101 S *	2/2008	Sakamoto	D13/133	D669,857 S	10/2012	Nakabayashi et al.	
7,326,074 B1 *	2/2008	Lim	H01R 13/629	D670,250 S	11/2012	Nakabayashi et al.	
				439/352	D670,653 S	11/2012	Severing	
7,384,319 B2 *	6/2008	Kirstein	H01R 4/4818	D673,117 S *	12/2012	Gassauer	D13/133
				439/439	8,328,586 B2 *	12/2012	Bies	H01R 12/53
D574,772 S *	8/2008	Sutter	D13/133				439/725
D574,773 S *	8/2008	Sutter	D13/133	D674,344 S *	1/2013	Bies	D13/133
D577,677 S *	9/2008	Li	D13/133	D674,785 S	1/2013	Kyriakides	
D578,065 S	10/2008	Baker et al.			D676,386 S *	2/2013	Gassauer	D13/133
D578,487 S *	10/2008	Han	D13/154	D676,391 S *	2/2013	Gassauer	D13/147
D585,024 S	1/2009	Kudo			D676,392 S *	2/2013	Gassauer	D13/147
D594,414 S	6/2009	Ogata et al.			8,430,697 B2 *	4/2013	Gassauer	H01R 13/64
D597,491 S	8/2009	Sakamoto						439/441
D597,492 S	8/2009	Sakamoto			8,512,068 B2 *	8/2013	Gassauer	H01R 9/2491
D597,956 S	8/2009	Sakamoto						439/411
D597,957 S	8/2009	Sakamoto			D693,303 S *	11/2013	Bies	D13/133
D597,958 S	8/2009	Sakamoto			8,591,271 B2 *	11/2013	Bies	H01R 4/4836
D599,297 S	9/2009	Chen						439/725
D603,338 S	11/2009	Wang et al.			8,714,992 B2 *	5/2014	Truemper	H01R 4/2433
D604,248 S	11/2009	Sakamoto						439/275
D604,249 S	11/2009	Mancini			D708,146 S	7/2014	Soni	
7,695,308 B2	4/2010	Allwood et al.			D719,913 S *	12/2014	Bies	D13/133
D616,820 S *	6/2010	Gong	D13/133	8,998,634 B2 *	4/2015	Koellmann	H01R 9/26
D624,503 S	9/2010	Severing						439/441
D626,509 S	11/2010	Severing			2004/0214464 A1 *	10/2004	Fukushima	H01R 13/5219
D632,252 S *	2/2011	Guo	D13/147				439/271
D641,320 S *	7/2011	Huang	D13/133	2011/0250775 A1 *	10/2011	Bies	H01R 12/53
D641,700 S	7/2011	Ohkuma						439/296
D646,223 S	10/2011	Gouhl et al.			2011/0250803 A1 *	10/2011	Bies	H01R 4/4836
D647,857 S	11/2011	Huang et al.						439/752.5
D650,749 S	12/2011	Smith et al.			2013/0157520 A1 *	6/2013	Koellmann	H01R 4/4836
D650,751 S	12/2011	Smith et al.						439/834
D655,677 S	3/2012	Gouhl et al.			2013/0341083 A1 *	12/2013	Binner	H05K 5/0247
								174/541

* cited by examiner

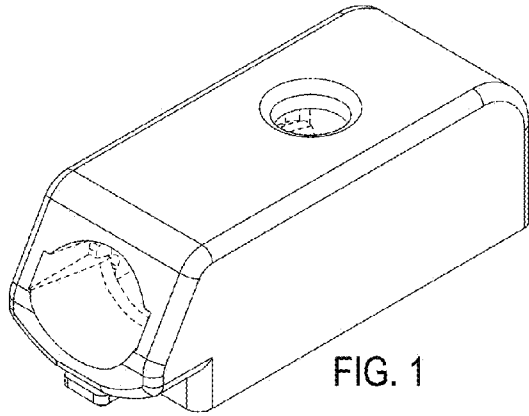


FIG. 1

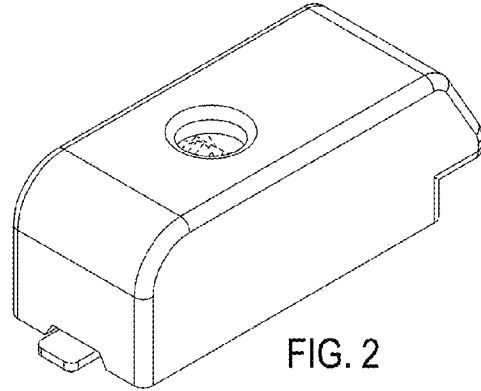


FIG. 2

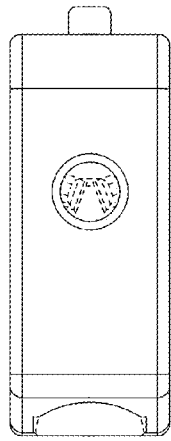


FIG. 3

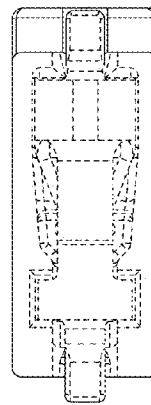


FIG. 4

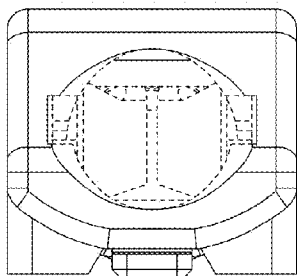


FIG. 5

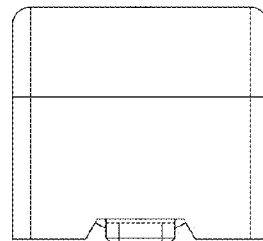


FIG. 6




FIG. 7