

(19) World Intellectual Property  
Organization  
International Bureau



(43) International Publication Date  
27 October 2005 (27.10.2005)

PCT

(10) International Publication Number  
**WO 2005/100317 A1**

- (51) International Patent Classification<sup>7</sup>: **C07D 209/42**
- (21) International Application Number:  
PCT/GB2005/001355
- (22) International Filing Date: 7 April 2005 (07.04.2005)
- (25) Filing Language: English
- (26) Publication Language: English
- (30) Priority Data:  
0408258.2 13 April 2004 (13.04.2004) GB
- (71) Applicants (for all designated States except US):  
**NEOPHARMA LIMITED** [GB/GB]; 57 High Street,  
Odiham, Hants TG29 1LF (GB). **NEOPHARMA LIM-  
ITED** [GB/GB]; 57 High Street, Odiham, Hants TG29  
1LF (GB).
- (71) Applicant (for MW only): **WAIN, Christopher, Paul**  
[GB/GB]; A.A. Thornton & Co, 235 High Holborn,  
London WC1V 7LE (GB).
- (72) Inventors; and
- (75) Inventors/Applicants (for US only): **KANKAN, Ra-  
jendra, Narayanrao** [IN/IN]; A-3/5, NBD Society, NSS  
Road, Ghatkopar (West), Mumbai 400 084, Maharashtra  
(IN). **RAO, Dharmaraj, Ramachandra** [IN/IN]; 4/403  
Garden Enclave, Pokhran Road 2, Thane West, Mumbai  
400 601, Maharashtra (IN).
- (74) Agents: **WAIN, Christopher, Paul** et al.; A.A. Thornton  
& Co., 235 High Holborn, London WC1V 7LE (GB).
- (81) Designated States (unless otherwise indicated, for every  
kind of national protection available): AE, AG, AL, AM,  
AT, AU, AZ, BA, BB, BG, BR, BW, BY, BZ, CA, CH, CN,  
CO, CR, CU, CZ, DE, DK, DM, DZ, EC, EE, EG, ES, FI,  
GB, GD, GE, GH, GM, HR, HU, ID, IL, IN, IS, JP, KE,  
KG, KM, KP, KR, KZ, LC, LK, LR, LS, LT, LU, LV, MA,  
MD, MG, MK, MN, MW, MX, MZ, NA, NI, NO, NZ, OM,  
PG, PH, PL, PT, RO, RU, SC, SD, SE, SG, SK, SL, SM, SY,  
TJ, TM, TN, TR, TT, TZ, UA, UG, US, UZ, VC, VN, YU,  
ZA, ZM, ZW.
- (84) Designated States (unless otherwise indicated, for every  
kind of regional protection available): ARIPO (BW, GH,  
GM, KE, LS, MW, MZ, NA, SD, SL, SZ, TZ, UG, ZM,  
ZW), Eurasian (AM, AZ, BY, KG, KZ, MD, RU, TJ, TM),  
European (AT, BE, BG, CH, CY, CZ, DE, DK, EE, ES, FI,  
FR, GB, GR, HU, IE, IS, IT, LT, LU, MC, NL, PL, PT, RO,  
SE, SI, SK, TR), OAPI (BF, BJ, CF, CG, CI, CM, GA, GN,  
GQ, GW, ML, MR, NE, SN, TD, TG).

**Published:**

- with international search report
- before the expiration of the time limit for amending the claims and to be republished in the event of receipt of amendments

For two-letter codes and other abbreviations, refer to the "Guidance Notes on Codes and Abbreviations" appearing at the beginning of each regular issue of the PCT Gazette.

(54) Title: PROCESS FOR THE PREPARATION OF PERINDOPRIL

(57) Abstract: A process for preparing perindopril (III) or a pharmaceutically acceptable salt thereof, which process comprises a substituted benzyl ester of (2S,3aS,7aS)-octahydroindole-2-carboxylic acid (I) with N-[(S)-carbethoxybutyl]-(S)-alanine (II) where R represents a halo, C<sub>1-4</sub> alkoxy or nitro substituent.

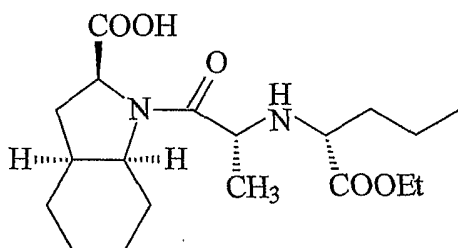
WO 2005/100317 A1

## PROCESS FOR THE PREPARATION OF PERINDOPRIL

The present invention relates to a process for preparing perindopril and pharmaceutically acceptable salts thereof.

Perindopril is the international non-proprietary name of (2S,3aS,7aS)-1-{2-[1-(ethoxycarbonyl)-(S)-butylamino]-(S)-propionyl}-octahydroindole-2-carboxylic acid. Perindopril is known to have therapeutic application as an angiotensin-converting enzyme (ACE) inhibitor. ACE is a peptidyl dipeptidase which catalyzes the conversion of angiotensin I to angiotensin II, as well as causing the degradation of bradykinin. Angiotensin II is a vasoconstrictor which also stimulates aldosterone secretion by the adrenal cortex. Inhibition of ACE has, therefore, been shown to have therapeutic utility in patients suffering from disease states such as hypertension and congestive heart failure. In addition, it has been discovered that ACE inhibitors are useful in treating cognitive disorders.

Perindopril has the following structural formula (I)



(I)

Perindopril is described in US patent no. 4508729. Preparative processes described in this US patent are carried out in an alcoholic medium, and in the presence of a neutral dehydrating agent and an organic or inorganic cyanoborohydride. Deprotection processes can be carried out where necessary, for example with reference to hydrolysis and/or hydrogenolysis. US patent no. 4508729 also describes the hydrogenation of (2S)-2-ethoxycarbonylindoline (which is now known as S-indoline-2-carboxylic acid) as a hydrochloride to (2S)-2-ethoxycarbonylperhydroindole (now (2S,3aS,7aS)-octahydroindole-2-carboxylic acid). The reaction is done in acidic pH and the pressure required is 50 kg/cm<sup>2</sup>.

US patent no. 4914214 describes a process for the preparation of the benzyl ester of (2S,3aS,7aS)-octahydroindole-2-carboxylic acid. In the preparation of the benzyl ester of perhydroindole-2-carboxylic acid, an excess of p-toluene sulphonic acid is used. This excess of p-toluene sulphonic acid has been found to be detrimental to the purity of the product. US patent no. 4914214 also describes a process for the preparation of perindopril and its t-butylamine salt. The process comprises condensation of the p-toluene sulphonic acid salt of the benzyl ester of (2S,3aS,7aS)-octahydroindole-2-carboxylic acid with N-[(S)-1-carbethoxybutyl]-(S)-alanine, followed by deprotection employing charcoal containing 5% palladium and water. Tertiary-butylamine is then added to yield the t-butylamine salt of perindopril. The coupling step is carried out in the presence of N,N-dicyclohexyl carbodiimide (DCC) and 1-hydroxybenzotriazole (HOBT). Due to the presence of p-toluene sulphonic acid, a 3-fold excess of triethylamine and the coupling reagents have to be used.

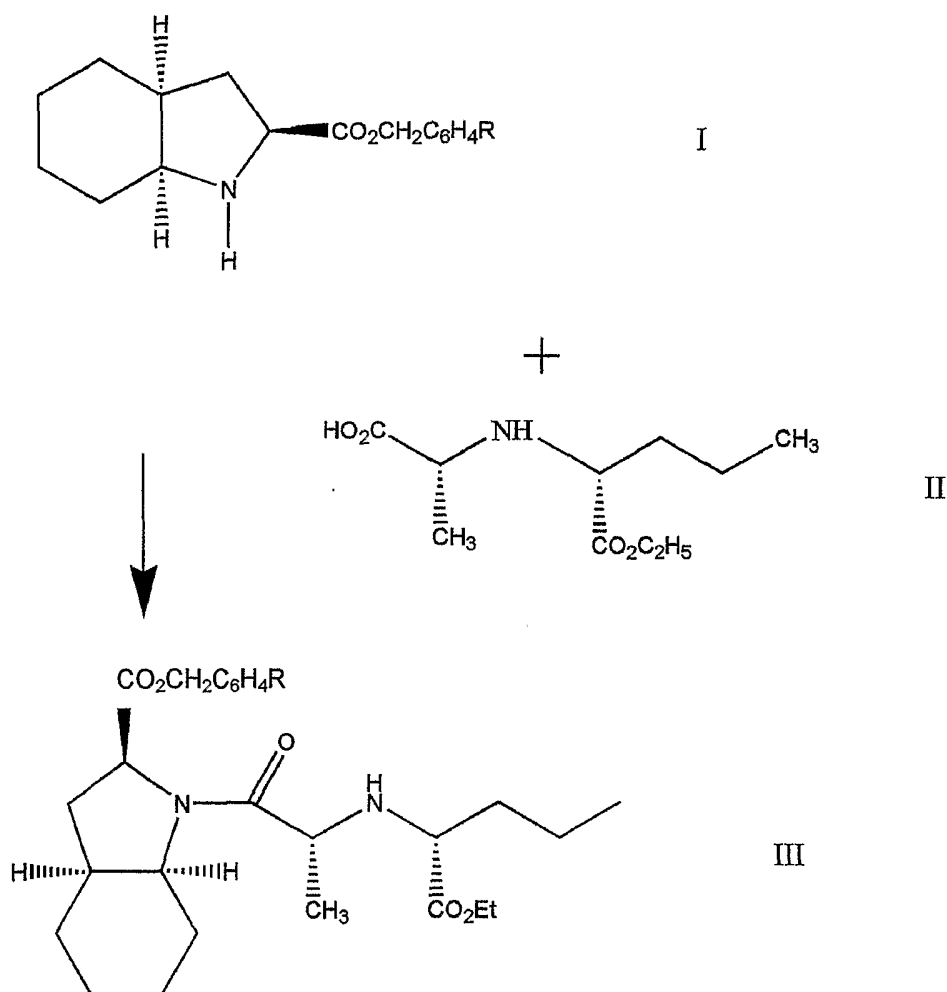
An improved process for the above coupling step is described in WO 01/58868 where little or no triethylamine, 1 to 1.2 moles of DCC and 0.4 to 0.6 moles of HOBT are used and the reaction is done above 20°C. It has, however, been observed that with 1.2 moles of DCC under the conditions mentioned in the patent there is some unreacted ester in the reaction.

Tetrahedron Letters Vol. 23, No. 16, pp 1677-80, 1982 describes a process for preparation of N-[(S)-1-carbethoxybutyl]-(S)-alanine by reaction of norvaline ethyl ester with pyruvic acid in ethanol under reductive amination conditions to get a 7:3 mixture of isomeric compounds that are separated by first preparing the hydrochloride in ethyl acetate to filter off the unrequired isomer. The filtrate is evaporated to dryness and the residue is purified by applying to Dowex 50 H<sup>+</sup> resin and eluting with ammonia followed by crystallization from acetonitrile.

There is now provided by the present invention, however, an improved process for the preparation of perindopril, or a pharmaceutically acceptable salt thereof, which process has been modified over the disclosure of the prior art processes, and now alleviates many of the above described problems associated with the prior art processes.

In one aspect, the present invention provides a process for preparing perindopril, or a pharmaceutically acceptable salt thereof, which process comprises coupling a substituted benzyl ester of (2S,3aS,7aS)-octahydroindole-2-carboxylic acid (I) with N-[(S)-carbethoxybutyl]-(S)-alanine (II):

3



where R represents at least one ring substituent, preferably a halo,  $\text{C}_{1-4}$ alkoxy or nitro substituent, to form the ester of formula III, wherein the coupling is carried out in the presence of N,N-dicyclohexyl carbodiimide (DCC) and 1-hydroxybenzotriazole (HOBT); and converting the ester of formula III to perindopril or a pharmaceutically acceptable salt thereof. This low temperature process avoids impurity formation that can be associated with prior art procedures, and also provides advantages in the choice of protecting group.

In another aspect, the invention provides a process for preparing perindopril, or a pharmaceutically acceptable salt thereof, which includes an intermediate process step wherein an aralkyl ester of (2S,3aS,7aS)-octahydroindole-2-carboxylic acid is prepared by reaction of (2S,3aS,7aS)-octahydroindole-2-carboxylic acid with an aralkyl alcohol, wherein either said (2S,3aS,7aS)-octahydroindole-2-carboxylic acid is treated with an excess of the

alcohol and thionyl chloride, excess alcohol is distilled off and the residue treated with a solvent to obtain the aralkyl ester of (2S,3aS,7aS)-octahydroindole-2-carboxylic acid as a hydrochloride; or said (2S,3aS,7aS)-octahydroindole-2-carboxylic acid is treated with an excess of the alcohol and heated with toluene using a molar quantity p-toluene sulphonic acid, to obtain the aralkyl ester of (2S,3aS,7aS)-octahydroindole-2-carboxylic acid as a base.

In another aspect, the invention provides a process for preparing perindopril, or a pharmaceutically acceptable salt thereof, which includes an intermediate process step which comprises conversion of an alkali metal salt of S-indoline-2-carboxylic acid to (2S,3aS,7aS)-octahydroindole-2-carboxylic acid by hydrogenation at a pressure of from 5 to 20 bar, and the product is crystallized from acetonitrile. This aspect provides a simplified intermediate process step for preparation of (2S,3aS,7aS)-octahydroindole-2-carboxylic acid by hydrogenation of S-indoline-2-carboxylic acid under reduced pressure conditions, when compared to the process disclosure of prior art US patent no. 4508729.

In another aspect, the invention provides a process for preparing perindopril, or a pharmaceutically acceptable salt thereof, which includes an intermediate process step which comprises condensation of norvaline ethyl ester with pyruvic acid to yield N-[(S)-1-carbethoxybutyl]-(S)-alanine (II), wherein said condensation is carried out under catalytic hydrogenation and said catalyst and any inorganic salts present in the reaction medium are removed by filtration to obtain a filtrate, the filtrate is concentrated and N-[(S)-1-carbethoxybutyl]-(S)-alanine is isolated by precipitation by the addition of a solvent selected from acetone and ethyl acetate. This aspect provides a simplified work-up procedure in the intermediate process step of obtaining the amino-acid ester, namely N-[(S)-1-carbethoxybutyl]-(S)-alanine, in good yield, when compared to the above described techniques of separation, resin purification and crystallization of the prior art article in Tetrahedron letters.

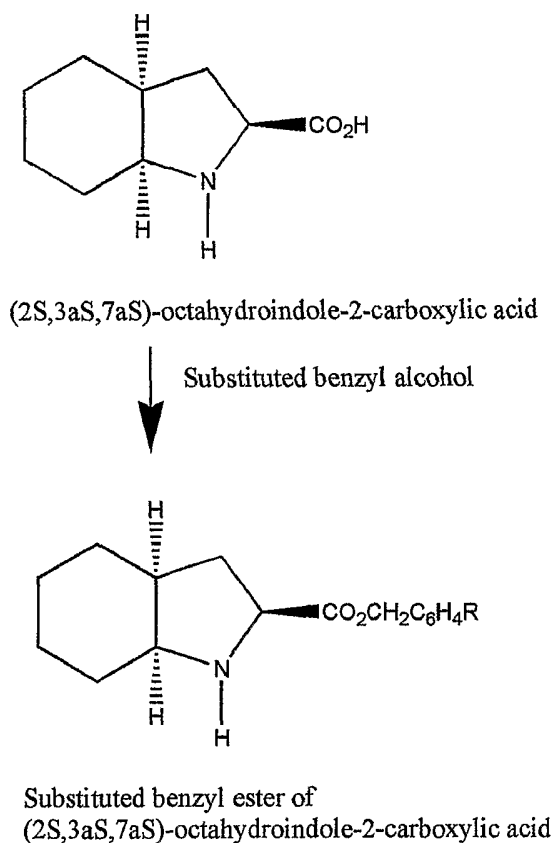
In the process of the first aspect of the invention, R represents a 4-halo, 4-C<sub>1-4</sub>alkoxy or 4-nitro substituent, and the coupling is carried out in the presence of N,N-dicyclohexyl carbodiimide (DCC) and 1-hydroxybenzotriazole (HOBT). Preferably, the coupling is carried out at a temperature of below about 20°C, and about 1.5 to 1.7 moles of DCC are employed.

Preferably R represents a 4-chloro or 4-methoxy substituent, with 4-chloro being preferred.

The above operation at a low temperature of below about 20°C is advantageous in obviating impurity formation associated with prior art procedures and also the use of DCC in molar proportion of 1.5 to 1.7 achieves substantially complete conversion of the substituted benzyl ester of (2S,3aS,7aS)-octahydroindole-2-carboxylic acid to perindopril. Typically, the coupling is carried out at a temperature in the range of 10-15°C.

The above coupling initially results in the formation of 4-substituted benzyl perindopril, which is converted to perindopril free base by deprotection in an alcoholic solvent, such as IPA, suitably using palladium on carbon as a catalyst. The perindopril free base is then advantageously converted to a pharmaceutically acceptable salt thereof, with the formation of the erbumine salt being particularly preferred.

In the second aspect of the present invention, there is provided a process for preparing perindopril, or a pharmaceutically acceptable salt thereof, which includes an intermediate process step wherein the above substituted benzyl ester of (2S,3aS,7aS)-octahydroindole-2-carboxylic acid is prepared by reaction of (2S,3aS,7aS)-octahydroindole-2-carboxylic acid with the corresponding substituted benzyl alcohol, namely 4-halo-benzyl alcohol, 4-C<sub>1-4</sub>-alkoxy benzyl alcohol, or 4-nitro-benzyl alcohol, as follows:



The esters may be prepared by treating the acid with an excess of alcohol and thionyl chloride and distilling off the excess alcohol and treating the residue with a suitable solvent such as ethyl ether to obtain the ester as a hydrochloride; alternatively the acid and an excess of alcohol are heated with toluene using molar quantity p-toluene sulphonic acid and obtaining the ester as a base after a suitable work-up. These procedures according to the present invention alleviate the lack of purity associated with the prior art techniques.

In the third aspect of the present invention, there is provided a process for preparing perindopril, or a pharmaceutically acceptable salt thereof, which includes an intermediate process step which comprises conversion of S-indoline-2-carboxylic acid (as an alkali metal salt) to above (2S,3aS,7aS)-octahydroindole-2-carboxylic acid. The hydrogenation is carried out at medium pressure, with a preferred operating pressure being in the range of about 5 to 20 bar, more preferably in the range of about 10 to 15 bar and even more preferably at about 12 bar. Preferably, the hydrogenation is carried out under alkaline conditions.

Suitably S-indoline-2-carboxylic acid is employed in the hydrogenation reaction in the form of an alkali metal salt, typically the sodium salt further to the inclusion of the S-indoline-2-carboxylic free acid and a base such as sodium hydroxide in the reaction medium.

Preferably the hydrogenation is carried out in a polar solvent selected from C<sub>1-4</sub> alcohols and water, or mixtures thereof. Most preferably the hydrogenation solvent is water.

A preferred catalyst is 5% rhodium on alumina, although other supports can be used with similar results. Advantageously, however, the use of rhodium on alumina allows repeated recycling of the catalyst with substantially no loss in activity.

In a further aspect of the present invention, there is provided a process for preparing perindopril, or a pharmaceutically acceptable salt thereof, which includes an intermediate process step which comprises condensation of norvaline ethyl ester with pyruvic acid to yield the above referred to N-[(S)-1-carbethoxybutyl]-(S)-alanine.

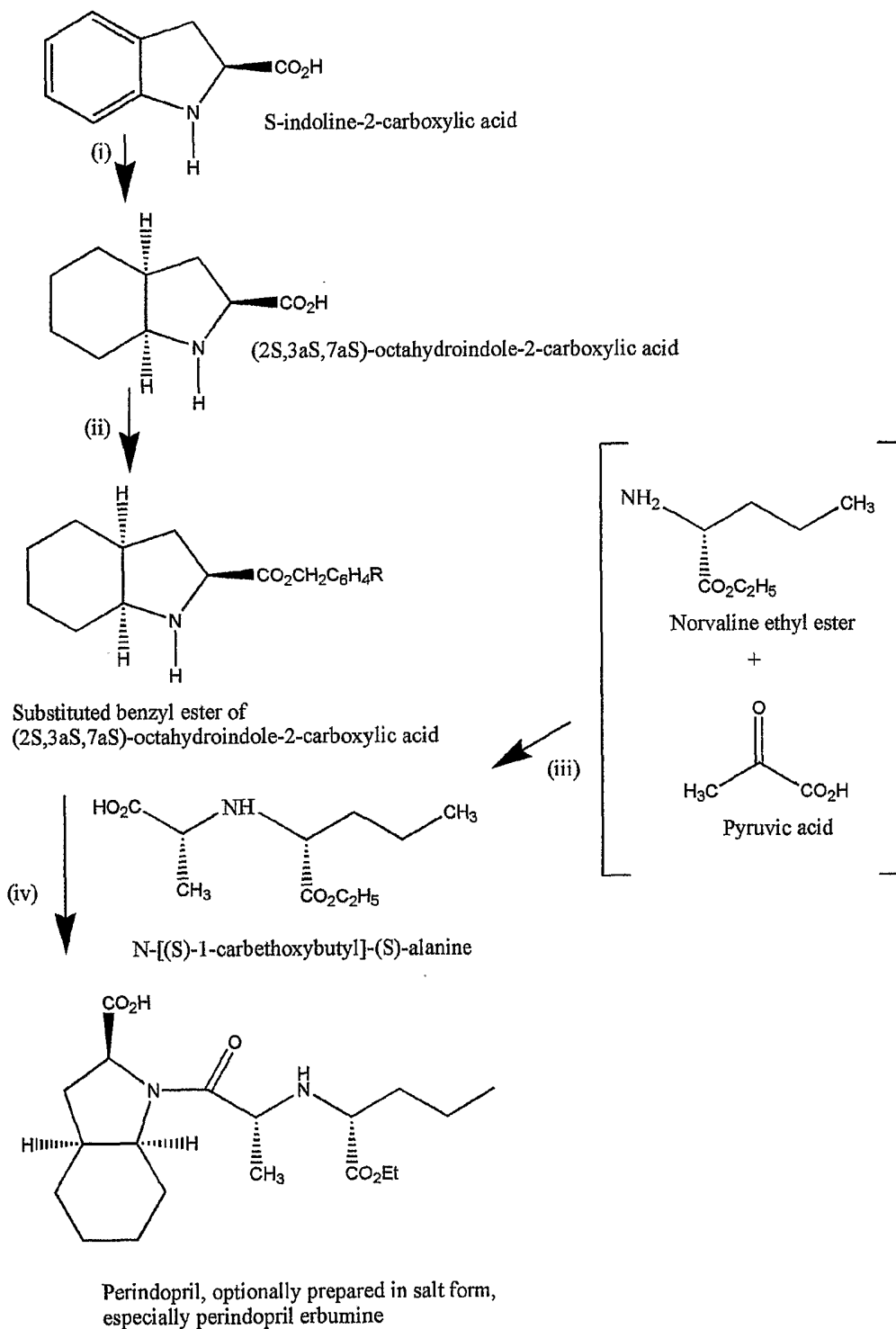
The condensation is carried out under catalytic hydrogenation and the catalyst and any inorganic salts present in the reaction medium are removed by filtration to obtain a filtrate, the filtrate is concentrated, and the N-[(S)-1-carbethoxybutyl]-(S)-alanine is isolated by precipitation by the addition of acetone or ethyl acetate.

Suitably, the norvaline ethyl ester is included in the reaction medium as the hydrochloride salt thereof, in the presence of a base, such as sodium hydroxide, so as to convert the norvaline ethyl ester hydrochloride to the free base form shown above, suitable for subsequent reaction with the pyruvic acid. The norvaline ethyl ester hydrochloride can suitably be prepared from norvaline, by techniques well known in the art.

Preferably, the catalytic hydrogenation is carried out in a hydrogenator, in the presence of palladium on carbon as the catalyst, typically 10% palladium on carbon, and suitably hydrogenation is carried out at a pressure in the range of 5 to 10 bar, preferably about 7 bar, for a period of about 8 hours.

Typically, the filtration stage of the above intermediate process step involves filtration over celite together with washing, suitably employing ethanol or other suitable washing agent. Preferably, the resulting filtrate is concentrated under vacuum, typically at about 50°C. As indicated above the precipitation solvent for N-[(S)-1-carbethoxybutyl]-(S)-alanine is selected from acetone, acetonitrile or ethyl acetate, and in a preferred embodiment acetone is employed.

The present invention thus now provides an improved overall synthesis for the preparation of perindopril, or a pharmaceutically acceptable salt thereof, which alleviates many of the problems associated with the prior art, which overall synthesis can be illustrated by the following reaction scheme:



The reaction conditions in each of steps (i) to (iv) as shown in the overall scheme are as described above in relation to each of the respective intermediate steps. More particularly, for step (i), the hydrogenation is carried out at medium pressure; for step (ii), this alleviates impurity problems associated with the prior art and involves ester preparation by treating the acid with an excess of alcohol and thionyl chloride and distilling off the excess alcohol and treating the residue with a suitable solvent such as ethyl ether to obtain the ester as a hydrochloride, alternatively the acid and an excess of alcohol are heated with toluene using molar quantity p-toluene sulphonic acid and obtaining the ester as a base after a suitable work-up; for step (iii), the catalyst and any inorganic salts present in the reaction medium are removed by filtration to obtain a filtrate, the filtrate is concentrated and N-[(S)-1-carbethoxybutyl]-(S)-alanine is isolated by precipitation by the addition of acetone or ethyl acetate; and for step (iv), the coupling is carried out in the presence of N,N-dicyclohexyl carbodiimide (DCC) and 1-hydroxybenzotriazole (HOBT), and the coupling is preferably carried out at a temperature of below about 20°C, and preferably about 1.5 to 1.7 moles of DCC are employed.

Perindopril as provided by a process according to the present invention has therapeutic utility as an ACE inhibitor.

In addition, the present invention further provides a method of inhibiting ACE in a patient in need thereof comprising administering to said patient an effective ACE inhibitory amount of perindopril (preferably perindopril erbumine) as provided according to the present invention.

The present invention also provides use of perindopril as provided according to the present invention (preferably perindopril erbumine) in the manufacture of a medicament for inhibiting ACE.

A patient can be in need of treatment to inhibit ACE, for example when the patient is suffering from hypertension, chronic congestive heart failure, or the like. Inhibition of ACE reduces levels of angiotensin II and thus inhibits the vasopressor, hypertensive and hyperaldosteronemic effects caused thereby. Inhibition of ACE would also potentiate endogenous levels of bradykinin. An effective ACE inhibitory amount of perindopril as provided according to the present invention is that amount which is effective in inhibiting ACE in a patient in need thereof which results, for example, in a hypotensive effect.

In effecting treatment of a patient, perindopril as provided according to the present invention can be administered in any form or mode which makes the compound bioavailable in effective amounts, including oral and parenteral routes. For example, perindopril as provided according to the present invention can be administered orally, subcutaneously, intramuscularly, intravenously, transdermally, intranasally, rectally, and the like. Oral administration is generally preferred. One skilled in the art of preparing formulations can readily select the proper form and mode of administration depending upon the disease state to be treated and the stage of the disease.

Perindopril as provided according to the present invention can be administered in the form of pharmaceutical compositions or medicaments which are prepared by combining the perindopril according to the present invention with pharmaceutically acceptable carriers, diluents or excipients therefor, the proportion and nature of which are determined by the chosen route of administration, and standard pharmaceutical practice.

In another embodiment, the present invention provides pharmaceutical compositions comprising an effective ACE inhibitory amount of perindopril as provided according to the present invention (preferably perindopril erbumine), together with one or more pharmaceutically acceptable carriers, diluents or excipients therefor.

By "pharmaceutically acceptable" it is meant that the carrier, diluent or excipient must be compatible with perindopril as provided according to the present invention, and not be deleterious to a recipient thereof.

The pharmaceutical compositions or medicaments are prepared in a manner well known in the pharmaceutical art. The carrier, diluent or excipient may be a solid, semi-solid, or liquid material, which can serve as a vehicle or medium for the active ingredient. Suitable carriers, diluents or excipients are well known in the art. Pharmaceutical compositions according to the present invention may be adapted for oral or parenteral use and may be administered to the patient in the form of tablets, capsules, suppositories, solutions, suspensions or the like.

The pharmaceutical compositions may be administered orally, for example, with an inert diluent or with an edible carrier. They may be enclosed in gelatin capsules or compressed into tablets. For the purpose of oral therapeutic administration, perindopril as provided by the present invention may be incorporated with excipients and used in the form of tablets, capsules, elixirs, suspensions, syrups and the like.

The tablets, pills, capsules, and the like may also contain one or more of the following adjuvants: binders, such as microcrystalline cellulose, gum tragacanth or gelatin; excipients, such as starch or lactose; disintegrating agents such as alginic acid, corn starch and the like; lubricants, such as magnesium stearate; glidants, such as colloidal silicon dioxide; and sweetening agents, such as sucrose or saccharin. When the dosage unit form is a capsule, it may contain, in addition to materials of the above type, a liquid carrier such as polyethylene glycol or a fatty oil. Other dosage unit forms may contain other various materials which modify the physical form of the dosage unit, for example, as coatings. Thus, tablets or pills may be coated with sugar, shellac, or other enteric coating agents. A syrup may contain, in addition to the active ingredient, sucrose as a sweetening agent and certain preservatives. Materials used in preparing these various compositions should be pharmaceutically pure and non-toxic in the amounts used.

For the purpose of parenteral administration perindopril as provided according to the present invention may be incorporated into a solution or suspension. The solutions or suspensions may also include one or more of the following adjuvants: sterile diluents such as water for injection, saline solution, fixed oils, polyethylene glycols, glycerine, propylene glycol or other synthetic solvents; antibacterial agents such as benzyl alcohol or methyl paraben; antioxidants such as ascorbic acid or sodium bisulfite; chelating agents such as ethylene diaminetetraacetic acid; and buffers such as acetates, citrates or phosphates. The parenteral preparation can be enclosed in ampoules, disposable syringes or multiple dose vials made of glass or plastic.

The present invention will now be further illustrated by the following Examples, which do not limit the scope of the invention in any way.

#### Example 1

##### Preparation of N-[(S)-1-carbethoxybutyl]-(S)-alanine

L-Norvaline ethyl ester hydrochloride (50 gm) was dissolved in ethanol (600 ml). Sodium hydroxide (15.4 gm) dissolved in ethanol (500 ml) was added to the above at 10°C and stirred for 30 minutes. Pyruvic acid (34.5 gm) solution in ethanol (200 ml) was then added to above reaction mass at 10°C and stirred for 30 minutes. The reaction mass was then transferred to a hydrogenator along with 10% palladium on carbon (5 gm) and hydrogenated at 7 bar for 8 hours. The contents were filtered over celite and washed with ethanol (200 ml).

The filtrate was concentrated completely under vacuum at about 50°C. Acetone (800 ml) was added to the residue and the contents refluxed for 1 hour and then cooled to room temperature and filtered to obtain the product (30 gm) as white crystals.

### Example 2

#### Preparation of 2S, 3aS, 7aS-Octahydroindole -2-Carboxylic Acid

S-Indoline-2-carboxylic acid (50 gm) (0.31 mole), sodium hydroxide (12.27 gm) (0.31 mole), 5% rhodium on alumina (7.5 gm), were mixed with water (1 lit) in an autoclave and hydrogenated at a pressure of 12 bar at 50°C. The catalyst was filtered off and the bed washed with water (200 ml). The reaction mass was cooled to 15-20°C and acidified to pH 3.0 to 3.2 using conc. HCl and washed with (4 x 250 ml) ethyl acetate. The pH of the aqueous phase was adjusted to 6.5 with 10% sodium hydroxide solution. Water was then removed by distillation under vacuum and the traces were further removed by addition of toluene and continuing the distillation. The product was isolated by addition of acetonitrile (500 ml) and filtration. The crude product was recrystallized from methanol to give the title compound (40 gm).

### Example 3

#### Preparation of 2S,3aS,7aS-Octahydroindole-2-carboxylic acid-4-chlorophenylmethyl ester

2S,3aS,7aS-Octahydroindole-2-carboxylic acid (50 gm) (0.3 mole), 4-chlorobenzyl alcohol (46.37 gm) (0.33 mol), p-toluene sulfonic acid (67.52 gm) (0.35 mol), and toluene (400 ml) were heated to reflux temperature and water removed azeotropically. The contents were cooled and water (100ml) was added and stirred for 15 minutes. The lower aqueous layer was discarded and the toluene was distilled under vacuum at 60°C to get an oil. Diisopropyl ether (200 ml) was added to the residue and stirred at room temp.

The solids were filtered and the wet cake was added to dichloromethane (500 ml) and aqueous ammonia (60 ml) was added dropwise under stirring. The aqueous phase was separated and the organic phase washed with water till the washings were neutral. Dichloromethane was concentrated at 50°C under vacuum to get oil (37.2 gm) which solidifies on standing.

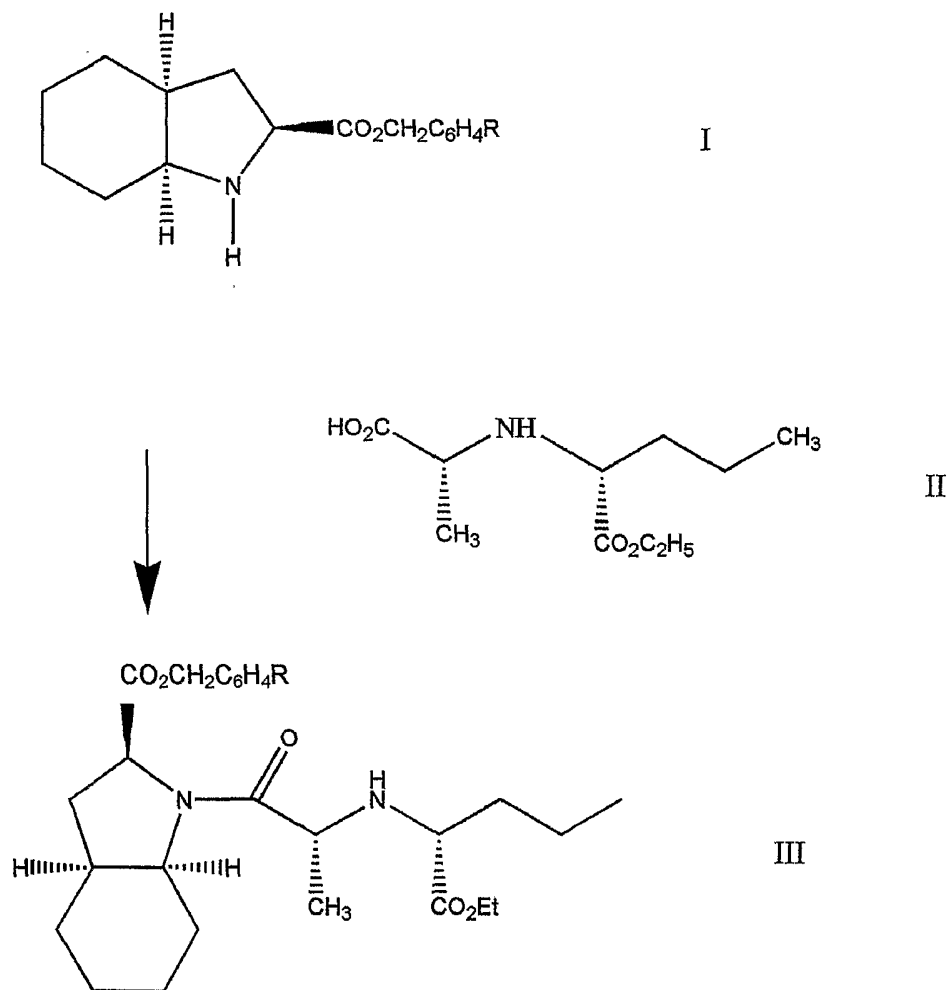
Example 4Preparation of Perindopril erbumine

The oil obtained from Example 3 (24 gm) was dissolved in dichloromethane (230 ml) and cooled below 10°C. 1-hydroxybenzotriazole (6 gm) and N-[(S)-1-carbethoxybutyl]-(S)-alanine (21.26 gm) were added to the reaction mass. The solution of DCC (25 gm) in MDC (100 ml) was added drop wise to the reaction mass below 15°C in about 60 min. The reaction mass was stirred for 4 hrs at 10-15°C and was filtered through celite. The filtrate was then washed with saturated solution of sodium bicarbonate followed by water. Dichloromethane was concentrated at 50°C under vacuum to get oil which was dissolved in diisopropyl ether and chilled to 10°C, stirred for 30 min and filtered through celite. The filtrate was then concentrated to get a yellowish oil (43 gm).

The oil was dissolved in isopropyl alcohol (430 ml). Tert-butyl amine (20.5 gm) was added and hydrogenated at 40 psi for 3 hrs using 10% Pd/C (50% wet, 7 gm). After completion of reaction catalyst was filtered through celite and the filtrate was vacuum distilled below 40°C. Traces of isopropyl alcohol were removed by co-distilling with acetone (400 ml) under vacuum. Acetone (100 ml) was added, warmed up to 45-50°C, and stirred for 30 min. It was then cooled to 10-15°C, filtered and washed with acetone. After drying at 40°C, perindopril erbumine (20.5 gm) was obtained as white crystalline solid.

CLAIMS

1 A process for preparing perindopril, or a pharmaceutically acceptable salt thereof, which process comprises coupling a substituted benzyl ester of (2S,3aS,7aS)-octahydroindole-2-carboxylic acid (I) with N-[(S)-carbethoxybutyl]-(S)-alanine (II):



where R represents a halo,  $\text{C}_{1-4}$ alkoxy or nitro substituent, to form the ester of formula III, wherein the coupling is carried out in the presence of N,N-dicyclohexyl carbodiimide (DCC) and 1-hydroxybenzotriazole (HOBT): and converting the ester of formula III to perindopril or a pharmaceutically acceptable salt thereof.

- 2 A process according to claim 1, wherein R represents a 4-substituent.
- 3 A process according to claim 1 or 2, wherein the coupling is carried out at a temperature below 20°C, preferably in the range 10-15°C.
- 4 A process according to claim 1, 2 or 3, wherein from 1.5 to 1.7 mole DCC are employed per mole of the ester of formula I.
- 5 A process according to any of claims 1 to 4, which includes deprotection the compound of formula III by hydrogenolysis in the presence of a noble metal catalyst.
- 6 A process according to claim 5, wherein the catalyst is palladium on carbon.
- 7 A process according to any of claims 1 to 6 wherein the perindopril is converted to a pharmaceutically acceptable salt.
- 8 A process according to claim 7, wherein the perindopril is converted to the tert butyl amine salt.
- 9 A process for preparing perindopril, or a pharmaceutically acceptable salt thereof, which includes an intermediate process step wherein an aralkyl ester of (2S,3aS,7aS)-octahydroindole-2-carboxylic acid is prepared by reaction of (2S,3aS,7aS)-octahydroindole-2-carboxylic acid with an aralkyl alcohol, wherein either said (2S,3aS,7aS)-octahydroindole-2-carboxylic acid is treated with an excess of the alcohol and thionyl chloride, excess alcohol is distilled off and the residue treated with a solvent to obtain the aralkyl ester of (2S,3aS,7aS)-octahydroindole-2-carboxylic acid as a hydrochloride; or said (2S,3aS,7aS)-octahydroindole-2-carboxylic acid is treated with an excess of the alcohol and heated with toluene using a molar quantity p-toluene sulphonic acid, to obtain the aralkyl ester of (2S,3aS,7aS)-octahydroindole-2-carboxylic acid as a salt, and converting the salt to the base, preferably by treatment with ammonia.

- 10 A process according to claim 9, wherein the aralkyl alcohol has a substituent in the aryl group.
- 11 A process according to claim 10, wherein the aryl group has a halo, alkoxy or nitro substituent.
- 12 A process according to claim 11, wherein the aryl group has a 4-chloro, 4 C<sub>1-4</sub>-alkoxy or 4-nitro group, substituent.
- 13 A process according to any of claims 9 to 12, wherein the aralkyl group is a benzyl group or a substituted benzyl group.
- 14 A process according to any of claims 1 to 8, wherein the compound of formula I has been made a process according to any of claims 9 to 13.
- 15 A process for preparing perindopril, or a pharmaceutically acceptable salt thereof, which includes an intermediate process step which comprises conversion of an alkali metal salt of S-indoline-2-carboxylic acid to (2S,3aS,7aS)-octahydroindole-2-carboxylic acid by hydrogenation at a pressure of from 5 to 20 bar.
- 16 A process according to claim 15, wherein the hydrogenation is carried out at a pressure of 10 to 15 bar.
- 17 A process according to claim 15 or 16, wherein said hydrogenation is effected in the presence of alkali and the octahydroindole-2-carboxylic acid salt so formed is treated with mineral acid to release the free acid.
- 18 A process according to any of claims 15 to 17, wherein the alkali metal salt of said S-indoline-2-carboxylic acid is the sodium salt.
- 19 A process according to any of claims 15 to 18, wherein the hydrogenation is carried out in a polar solvent selected from C<sub>1-4</sub> alcohols and water, or mixtures thereof.

20 A process according to any of claims 15 to 19, wherein the product is crystallized from acetonitrile.

21 A process according to any of claims 15 to 20, wherein said catalyst is 5% rhodium on alumina.

22 A process according to any of claims 9 to 14, wherein the (2S,3aS,7aS)-octahydroindole-2-carboxylic acid has been made by the process of any of claims 15 to 21.

23 A process for preparing perindopril, or a pharmaceutically acceptable salt thereof, which includes an intermediate process step which comprises condensation of norvaline ethyl ester with pyruvic acid to yield N-[(S)-1-carbethoxybutyl]-(S)-alanine (II), wherein said condensation is carried out under catalytic hydrogenation and said catalyst and any inorganic salts present in the reaction medium are removed by filtration to obtain a filtrate, the filtrate is concentrated and N-[(S)-1-carbethoxybutyl]-(S)-alanine is isolated by precipitation by the addition of a solvent selected from acetone, acetonitrile and ethyl acetate.

24 A process according to claim 23, wherein the condensation is effected in a lower alcohol, preferably ethanol.

25 A process according to claim 23 or 24, wherein said norvaline ethyl ester is included in the reaction medium as the hydrochloride salt thereof, in the presence of a base.

26 A process according to claim 23, 24 or 25, wherein said catalytic hydrogenation is carried out in a hydrogenator, in the presence of palladium on carbon as the catalyst.

27 A process according to claim 26, wherein said catalyst is 10% palladium on carbon.

28 A process according to any of claims 23 to 27, wherein said hydrogenation is carried out at a pressure in the range of 5 to 10 bar.

29 A process according to any of claims 23 to 28, wherein the precipitation solvent for N-[(S)-1-carbethoxybutyl]-(S)-alanine is acetone.

30 A process according to any of claims 1 to 14 and 22, wherein compound II has been made by the process of any of claims 23 to 29.

31 A process according to any of claims 9 to 30, which further comprises converting perindopril free base to perindopril erbumine.

32 Perindopril, or a pharmaceutically acceptable salt thereof, prepared by a process according to any of claims 1 to 31.

33 A pharmaceutical composition comprising an effective ACE inhibitory amount of perindopril, or a pharmaceutically acceptable salt thereof, according to claim 32, together with one or more pharmaceutically acceptable carriers, diluents or excipients therefor.

34 Use of perindopril, or a pharmaceutically acceptable salt thereof, according to claim 32, in the manufacture of a medicament for inhibiting ACE.

35 A method of inhibiting ACE in a patient in need thereof, comprising administering to said patient an effective ACE inhibitory amount of perindopril, or a pharmaceutically acceptable salt thereof, according to claim 32.

## INTERNATIONAL SEARCH REPORT

International Application No  
PCT/GB2005/001355

A. CLASSIFICATION OF SUBJECT MATTER IPC 7 C07D209/42		
According to International Patent Classification (IPC) or to both national classification and IPC		
B. FIELDS SEARCHED		
Minimum documentation searched (classification system followed by classification symbols) IPC 7 C07D		
Documentation searched other than minimum documentation to the extent that such documents are included in the fields searched		
Electronic data base consulted during the international search (name of data base and, where practical, search terms used) EPO-Internal, CHEM ABS Data, BEILSTEIN Data		
C. DOCUMENTS CONSIDERED TO BE RELEVANT		
Category °	Citation of document, with indication, where appropriate, of the relevant passages	Relevant to claim No.
X	VINCENT M ET AL: "Stereoselective Synthesis of a New Perhydroindole Derivative of Chiral Iminodiacid, a Potent Inhibitor of Angiotensin Converting Enzyme" TETRAHEDRON, ELSEVIER SCIENCE PUBLISHERS, AMSTERDAM, NL, vol. 23, no. 16, 1982, pages 1677-1680, XP002155080 ISSN: 0040-4020 cited in the application compounds 6,7,3 compounds 10,12,13,2	23-29
Y	-----	1-22
X	EP 0 308 341 A (ADIR ET COMPAGNIE) 22 March 1989 (1989-03-22) stade 1E, stade 2 and stade 3D , p.8-9;claim 1	15-21, 23-29,31
Y	stade 3A-3C, p.8-9; -----	1-14
	-/--	
<input checked="" type="checkbox"/>	Further documents are listed in the continuation of box C.	<input checked="" type="checkbox"/>
		Patent family members are listed in annex.
° Special categories of cited documents :		
"A" document defining the general state of the art which is not considered to be of particular relevance	"T" later document published after the international filing date or priority date and not in conflict with the application but cited to understand the principle or theory underlying the invention	
"E" earlier document but published on or after the international filing date	"X" document of particular relevance; the claimed invention cannot be considered novel or cannot be considered to involve an inventive step when the document is taken alone	
"L" document which may throw doubts on priority claim(s) or which is cited to establish the publication date of another citation or other special reason (as specified)	"Y" document of particular relevance; the claimed invention cannot be considered to involve an inventive step when the document is combined with one or more other such documents, such combination being obvious to a person skilled in the art.	
"O" document referring to an oral disclosure, use, exhibition or other means	"&" document member of the same patent family	
"P" document published prior to the international filing date but later than the priority date claimed		
Date of the actual completion of the international search  30 June 2005	Date of mailing of the international search report  08.09.05	
Name and mailing address of the ISA European Patent Office, P.B. 5818 Patentlaan 2 NL - 2280 HV Rijswijk Tel. (+31-70) 340-2040, Tx. 31 651 epo nl, Fax: (+31-70) 340-3016	Authorized officer  Schuemacher, A	

## INTERNATIONAL SEARCH REPORT

Internz Application No  
PCT/GB2005/001355

C.(Continuation) DOCUMENTS CONSIDERED TO BE RELEVANT		
Category °	Citation of document, with indication, where appropriate, of the relevant passages	Relevant to claim No.
Y	WO 01/58868 A1 (ADIR ET COMPAGNIE, FR.) 16 August 2001 (2001-08-16) cited in the application claim 1; examples 1,2	1-8
X	example 3	31
Y	----- PASCARD C ET AL: "CONFIGURATION AND PREFERENTIAL SOLID-STATE CONFORMATIONS OF PERINDOPRILAT (S-9780). COMPARISON WITH THE CRYSTAL STRUCTURES OF OTHER ACE INHIBITORS AND CONCLUSIONS RELATED TO STRUCTURE-ACTIVITY RELATIONSHIPS" JOURNAL OF MEDICINAL CHEMISTRY, AMERICAN CHEMICAL SOCIETY. WASHINGTON, US, vol. 34, no. 2, 1991, pages 663-669, XP001156382 ISSN: 0022-2623 figure 6; compounds 10,11,12,13,14	1-22,31
A	----- WO 01/56353 A (ADIR ET COMPAGNIE; SOUVIE, JEAN-CLAUDE; LABORATOIRES SERVIER) 9 August 2001 (2001-08-09) claims 1-6	23-29
Y	----- US 4 933 361 A (URBACH ET AL) 12 June 1990 (1990-06-12) examples 5,11,17,20,42	1-14
Y	----- EP 1 256 590 A (LES LABORATOIRES SERVIER S.A) 13 November 2002 (2002-11-13) claims 1,2	1-8, 15-21
P,Y	----- EP 1 420 029 A (LES LABORATOIRES SERVIER) 19 May 2004 (2004-05-19) claims 1-6	1-8,31
P,X	----- WO 2004/046172 A (CIPLA LTD; RAO, DHARMARAJ, RAMACHANDRA; KANKAN, RAJENDRA, NARAYANRAO;) 3 June 2004 (2004-06-03) the whole document	1-8,31
P,X	----- WO 2004/099138 A (CIPLA LIMITED; KANKAN, RAJENDRA, NARAYANRAO; RAO, DHARMARAJ, RAMACHAND) 18 November 2004 (2004-11-18) the whole document	1-22
	-----	

# INTERNATIONAL SEARCH REPORT

International application No.  
PCT/GB2005/001355

## Box II Observations where certain claims were found unsearchable (Continuation of item 2 of first sheet)

This International Search Report has not been established in respect of certain claims under Article 17(2)(a) for the following reasons:

1.  Claims Nos.:  
because they relate to subject matter not required to be searched by this Authority, namely:
  
2.  Claims Nos.:  
because they relate to parts of the International Application that do not comply with the prescribed requirements to such an extent that no meaningful International Search can be carried out, specifically:
  
3.  Claims Nos.:  
because they are dependent claims and are not drafted in accordance with the second and third sentences of Rule 6.4(a).

## Box III Observations where unity of invention is lacking (Continuation of item 3 of first sheet)

This International Searching Authority found multiple inventions in this international application, as follows:

see additional sheet

1.  As all required additional search fees were timely paid by the applicant, this International Search Report covers all searchable claims.
  
2.  As all searchable claims could be searched without effort justifying an additional fee, this Authority did not invite payment of any additional fee.
  
3.  As only some of the required additional search fees were timely paid by the applicant, this International Search Report covers only those claims for which fees were paid, specifically claims Nos.:
  
4.  No required additional search fees were timely paid by the applicant. Consequently, this International Search Report is restricted to the invention first mentioned in the claims; it is covered by claims Nos.:

1-31

Remark on Protest

The additional search fees were accompanied by the applicant's protest.

No protest accompanied the payment of additional search fees.

FURTHER INFORMATION CONTINUED FROM PCT/ISA/ 210

This International Searching Authority found multiple (groups of) inventions in this international application, as follows:

1. claims: 1-31

process for the preparation of perindopril, wherein the aralkyl ester (I) and N-[(S)-carbethoxybutyl]-(S)-alanine (II) are used as starting material and preparation of these intermediates (I) and (II).

---

2. claims: 32-35

perindopril, its use as ACE inhibitors in therapeutic treatment and the pharmaceutical composition thereof.

---

# INTERNATIONAL SEARCH REPORT

Information on patent family members

Intern:	Application No
PCT/GB2005/001355	

Patent document cited in search report	A	Publication date	Patent family member(s)	Publication date			
EP 0308341	A	22-03-1989	FR 2620709 A1	24-03-1989			
			AT 59047 T	15-12-1990			
			AU 2236288 A	23-03-1989			
			CA 1336348 C	18-07-1995			
			CA 1338015 C	30-01-1996			
			DE 3861275 D1	24-01-1991			
			DK 515188 A	18-03-1989			
			EP 0308341 A1	22-03-1989			
			GR 3001539 T3	23-11-1992			
			IE 61453 B1	02-11-1994			
			JP 1110696 A	27-04-1989			
			JP 1831914 C	29-03-1994			
			JP 5043717 B	02-07-1993			
			NZ 226224 A	26-09-1990			
			OA 8915 A	31-10-1989			
			PT 88527 A ,B	01-10-1988			
			US 4914214 A	03-04-1990			
			ZA 8806932 A	30-05-1989			
			-----				
			WO 0158868	A1	16-08-2001	FR 2807431 A1	12-10-2001
AU 4847001 A	20-08-2001						
BG 107249 A	31-07-2003						
BR 0109836 A	24-06-2003						
CA 2405486 A1	16-08-2001						
CN 1420867 A	28-05-2003						
CZ 20023291 A3	12-02-2003						
EA 5079 B1	28-10-2004						
EE 200200575 A	15-04-2004						
EP 1268424 A1	02-01-2003						
HR 20020876 A2	29-02-2004						
HU 0101336 A2	28-02-2002						
JP 2003531825 T	28-10-2003						
NO 20024808 A	04-10-2002						
NZ 521454 A	26-03-2004						
PL 346555 A1	10-09-2001						
SK 14182002 A3	04-02-2003						
US 2003069431 A1	10-04-2003						
ZA 200207419 A	16-09-2003						
-----							
WO 0156353	A	09-08-2001	FR 2807037 A1	05-10-2001			
			AT 297377 T	15-06-2005			
			AU 4843301 A	14-08-2001			
			AU 2001248433 B2	28-10-2004			
			BG 107234 A	31-07-2003			
			BR 0109609 A	13-01-2004			
			CA 2404700 A1	09-08-2001			
			CN 1420862 A ,C	28-05-2003			
			DE 60111364 D1	14-07-2005			
			EA 4314 B1	26-02-2004			
			EE 200200553 A	15-04-2004			
			EP 1268398 A2	02-01-2003			
			WO 0156353 A2	09-08-2001			
			HK 1053301 A1	18-03-2005			
			HR 20020860 A2	29-02-2004			
			HU 0101335 A2	28-11-2001			
			JP 2003534241 T	18-11-2003			
			MX PA02009378 A	12-02-2003			
			NO 20024616 A	26-09-2002			

# INTERNATIONAL SEARCH REPORT

Information on patent family members

International Application No

PCT/GB2005/001355

Patent document cited in search report	Publication date	Patent family member(s)	Publication date
WO 0156353	A	NZ 521324 A	26-03-2004
		PL 346554 A1	10-09-2001
		SK 14052002 A3	04-02-2003
		US 2003045744 A1	06-03-2003
		ZA 200207150 A	05-09-2003
-----			
US 4933361	A	12-06-1990	
		DE 3151690 A1	07-07-1983
		DE 3210701 A1	06-10-1983
		AR 247571 A1	31-01-1995
		AT 25244 T	15-02-1987
		AT 47838 T	15-11-1989
		AU 559140 B2	26-02-1987
		AU 9193182 A	07-07-1983
		BG 60936 B2	28-06-1996
		CA 1206478 C	24-06-1986
		CA 1341296 C	25-09-2001
		CA 1206478 A2	24-06-1986
		CS 9104095 A3	15-04-1992
		DE 3275293 D1	05-03-1987
		DE 3280014 D1	14-12-1989
		DK 119992 A	28-09-1992
		DK 576782 A	30-06-1983
		EP 0084164 A2	27-07-1983
		EP 0170775 A1	12-02-1986
		ES 8308850 A1	16-12-1983
		ES 8402271 A1	16-04-1984
		FI 824474 A ,B,	30-06-1983
		FI 883456 A ,B,	21-07-1988
		GR 78413 A1	27-09-1984
		HK 74989 A	22-09-1989
		HU 194278 B	28-01-1988
		HU 194167 B	28-01-1988
		IE 56170 B1	08-05-1991
		IE 55867 B1	14-02-1991
		IL 67572 A	18-08-1992
		JP 1301695 A	05-12-1989
		JP 1301659 A	05-12-1989
		JP 1878419 C	07-10-1994
		JP 6004586 B	19-01-1994
		JP 1879559 C	21-10-1994
		JP 5087504 B	16-12-1993
		JP 58118569 A	14-07-1983
KR 8903424 B1	20-09-1989		
LU 88263 A9	03-02-1994		
MA 19672 A1	01-07-1983		
MX 9203413 A1	01-08-1992		
NL 930048 I1	01-09-1993		
NO 824394 A ,B,	30-06-1983		
NO 832741 A ,B,	30-06-1983		
NZ 202903 A	08-01-1988		
NZ 214877 A	08-01-1988		
PH 18918 A	06-11-1985		
PH 19771 A	27-06-1986		
PT 76052 A ,B	01-01-1983		
SG 1389 G	02-06-1989		
US 5101039 A	31-03-1992		
-----			
EP 1256590	A	13-11-2002	FR 2827860 A1 31-01-2003

# INTERNATIONAL SEARCH REPORT

Information on patent family members

International application No

PCT/GB2005/001355

Patent document cited in search report	Publication date	Patent family member(s)	Publication date
EP 1256590 A		BR 0211334 A	28-09-2004
		CA 2455706 A1	27-02-2003
		CN 1533398 A	29-09-2004
		EA 5490 B1	24-02-2005
		EP 1256590 A1	13-11-2002
		WO 03016336 A1	27-02-2003
		HU 0202437 A2	28-02-2003
		JP 2005500386 T	06-01-2005
		MA 27130 A1	03-01-2005
		MX PA04000443 A	18-03-2004
		NZ 530427 A	26-08-2005
		PL 355159 A1	13-01-2003
		US 2004198988 A1	07-10-2004
EP 1420029 A	19-05-2004	EP 1420029 A2	19-05-2004
		WO 2005066198 A1	21-07-2005
WO 2004046172 A	03-06-2004	GB 2395195 A	19-05-2004
		AU 2003283588 A1	15-06-2004
		EP 1565485 A1	24-08-2005
		WO 2004046172 A1	03-06-2004
WO 2004099138 A	18-11-2004	WO 2004099138 A2	18-11-2004