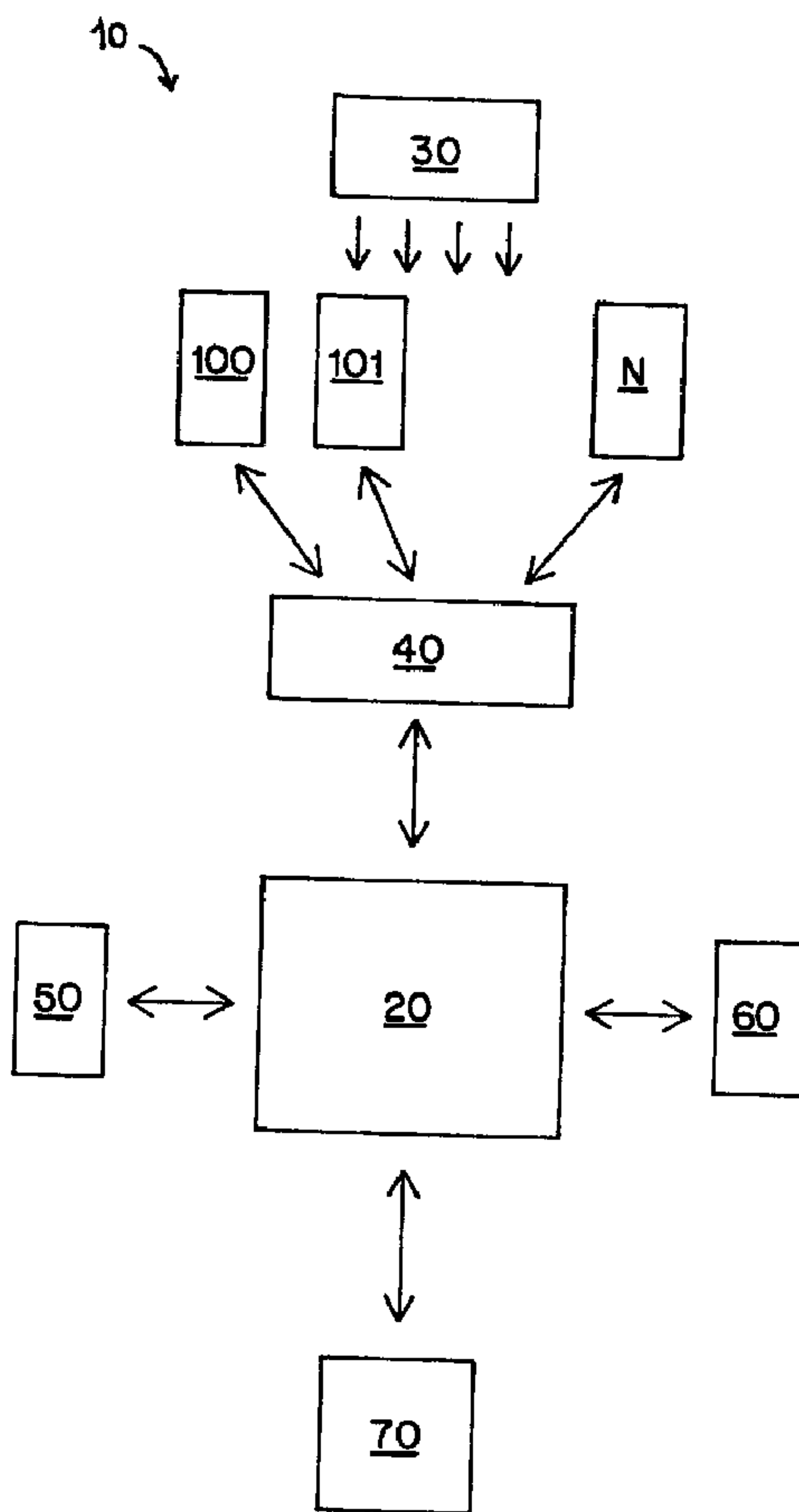




(86) Date de dépôt PCT/PCT Filing Date: 2000/12/06
 (87) Date publication PCT/PCT Publication Date: 2001/06/14
 (45) Date de délivrance/Issue Date: 2010/06/15
 (85) Entrée phase nationale/National Entry: 2002/06/06
 (86) N° demande PCT/PCT Application No.: US 2000/042616
 (87) N° publication PCT/PCT Publication No.: 2001/043401
 (30) Priorité/Priority: 1999/12/08 (US60/169,605)

(51) Cl.Int./Int.Cl. *H04M 11/10* (2006.01),
H04M 3/42 (2006.01), *H04M 3/493* (2006.01)
 (72) Inventeurs/Inventors:
STRUNK, JEFFREY L., US;
BUTLER, TRACY KAMHOLTZ, US
 (73) Propriétaire/Owner:
MOBILE SEARCH SECURITY, LLC, US
 (74) Agent: FINLAYSON & SINGLEHURST

(54) Titre : SYSTEME DE STOCKAGE ET DE FOURNITURE D'INFORMATIONS DE CONTACTS SANS FIL
 (54) Title: SYSTEM FOR STORING AND SUPPLYING WIRELESS CONTACTS INFORMATION



(57) Abrégé/Abstract:

A computer-based system for gathering, storing and transmitting contact information for wireless communication devices (100, 101, ..., n). The system includes a network station (20) for compiling contact information received from wireless communication

(57) Abrégé(suite)/Abstract(continued):

service providers (60). The compiled information is periodically updated and transmitted upon request. The system can be accessed by interface facilitators as well as by individuals (70) interested in obtaining contact information, such as, for example, the calling number for a particular cellular phone.

(12) INTERNATIONAL APPLICATION PUBLISHED UNDER THE PATENT COOPERATION TREATY (PCT)

CORRECTED VERSION

(19) World Intellectual Property Organization
International Bureau



(43) International Publication Date
14 June 2001 (14.06.2001)

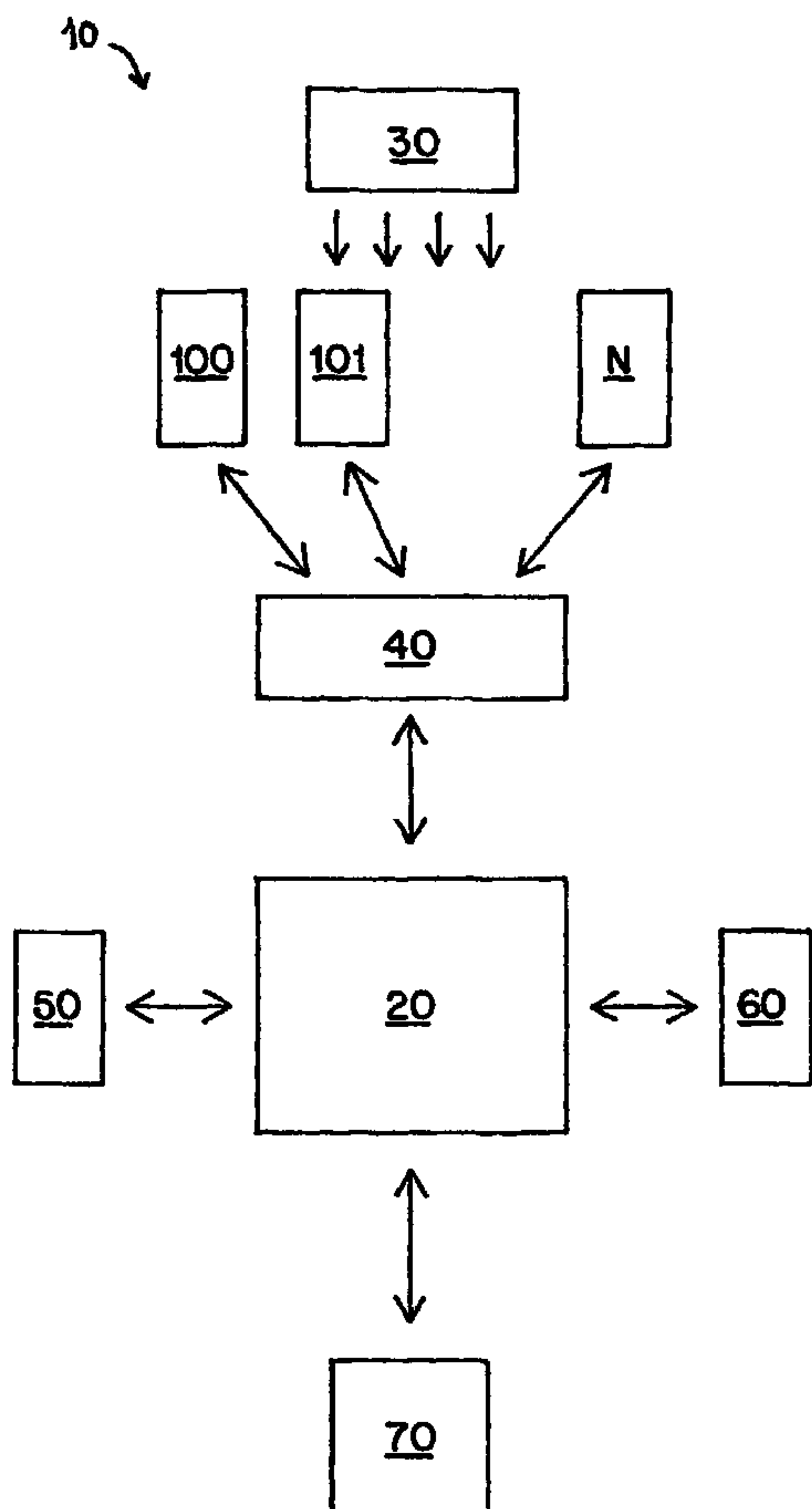
PCT

(10) International Publication Number
WO 01/43401 A3

- (51) International Patent Classification⁷: H04M 11/10, 3/42
- (21) International Application Number: PCT/US00/42616
- (22) International Filing Date: 6 December 2000 (06.12.2000)
- (25) Filing Language: English
- (26) Publication Language: English
- (30) Priority Data:
60/169,605 8 December 1999 (08.12.1999) US
- (71) Applicant: FLATWIRE, INC. [US/US]; RR1, Box 2021, Carrabasset Valley, ME 04947 (US).
- (72) Inventors: STRUNK, Jeffrey, L.; RR1, Box 2021, Carrabasset Valley, ME 04947 (US). BUTLER, Tracy, Kamholtz; RR1, Box 2021, Carrabasset Valley, ME 04947 (US).
- (74) Agent: CASEIRO, Chris, A.; Pierce Atwood, One Monument Square, Portland, ME 04101 (US).
- (81) Designated States (*national*): AE, AL, AM, AT, AU, AZ, BA, BB, BG, BR, BY, CA, CH, CN, CR, CU, CZ, DE, DK, DM, EE, ES, FI, GB, GD, GE, GH, GM, HR, HU, ID, IL, IN, IS, JP, KE, KG, KP, KR, KZ, LC, LK, LR, LS, LT, LU, LV, MA, MD, MG, MK, MN, MW, MX, NO, NZ, PL, PT, RO, RU, SD, SE, SG, SI, SK, SL, TJ, TM, TR, TT, TZ, UA, UG, UZ, VN, YU, ZA, ZW.

[Continued on next page]

(54) Title: SYSTEM FOR STORING AND SUPPLYING WIRELESS CONTACTS INFORMATION



(57) Abstract: A computer-based system for gathering, storing and transmitting contact information for wireless communication devices (100, 101, ..., n). The system includes a network station (20) for compiling contact information received from wireless communication service providers (60). The compiled information is periodically updated and transmitted upon request. The system can be accessed by interface facilitators as well as by individuals (70) interested in obtaining contact information, such as, for example, the calling number for a particular cellular phone.

WO 01/43401 A3

WO 01/43401 A3

(84) Designated States (regional): ARIPO patent (GH, GM, KE, LS, MW, MZ, SD, SL, SZ, TZ, UG, ZW), Eurasian patent (AM, AZ, BY, KG, KZ, MD, RU, TJ, TM), European patent (AT, BE, CH, CY, DE, DK, ES, FI, FR, GB, GR, IE, IT, LU, MC, NL, PT, SE, TR), OAPI patent (BF, BJ, CF, CG, CI, CM, GA, GN, GW, ML, MR, NE, SN, TD, TG).

(48) Date of publication of this corrected version:

10 May 2002

(15) Information about Correction:

see PCT Gazette No. 19/2002 of 10 May 2002, Section II

Published:

— *with international search report*

(88) Date of publication of the international search report:

13 December 2001

For two-letter codes and other abbreviations, refer to the "Guidance Notes on Codes and Abbreviations" appearing at the beginning of each regular issue of the PCT Gazette.

SYSTEM FOR STORING AND SUPPLYING WIRELESS CONTACTS INFORMATION

Background Of The Invention

1. Field of the Invention.

The present invention relates to directories of communications contact numbers. More particularly, the present invention relates to directories of wireless communications contact numbers. Specifically, the present invention is a storage and transmission system to supply wireless communication contact numbers upon request.

2. Description of the Prior Art.

Conventional landline telecommunications systems have been in existence for many years. Land-line telecommunications involve the physical coupling through a conductive medium such as a copper wire or optical fiber, between locations having transceiving equipment, such as telephones. Until fairly recently, most non-military communications have occurred via landlines. More recently, radio-frequency-based communications have become commercially viable for the mass market. This form of analog and digital communication requires no physical conduction medium and so is termed "wireless." Wireless communications free the user from the obligation of remaining proximate to the base equipment associated with landline communications. Instead, signal transmission occurs via satellites, wireless booster towers, and miniaturized transceivers that form part of the mobile wireless communication equipment.

In order for communications to occur between two or more locations having telecommunications equipment, it has been necessary for at least one of

those locations to know the contact information (telephone number, electronic mail ("email") address, etc.) for the other location or locations to be contacted. This need gave rise to the development of databases or directories of contact information for specific telecommunications-system-equipped locations. One
5 obvious example of such a database or directory is the telephone book, which provides a listing of contact telephone numbers for individuals and businesses within a specified region. Additionally, local and national directory assistance providers generate and supply contact information upon telephonic request. In
10 operation, communicators of directory assistance service providers retrieve from a series of database choices the information of interest and convey it to the interested party. Unfortunately, the landline-based directories are updated only occasional and can at times be significantly out-of-date. This can be a significant deficiency as interest in rapid acquisition of accurate information increases.

Some estimates indicate that as many as ten billion calls are made for
15 directory assistance for telephone numbers per annum throughout the world, indicating the importance of such contact information. Further, as use of the Internet expands, alternative databases of telephone numbers, facsimile numbers, email addresses, website addresses, and the like are made accessible by way of computer devices, such as personal computers. Necessarily, given the
20 scope of interest in obtaining such contact information telephonically and by computer, the value of directory assistance providers has increased.

Unfortunately, the directories that are presently available are limited to the contact information for landline-based systems. That is, there exists no generally available directory of contact information for wireless systems. The lack of such a
25 directory or set of directories, may be blamed in part on the fact that only for wireless systems is the receiving party charged by the service provider for incoming contacts. Owners of wireless communications systems therefore tend to reserve publication of contact information in order to minimize unsolicited contacts and thereby control wireless system use costs. On the other hand, the
30 service providers for landline-based systems obtain revenue by charging only the party that initiates a communication. There appears to be a possibility that

owners of wireless systems will be relieved of the burden of double charging for incoming and outgoing communications. If and when that occurs, there will likely be an increase in wireless communications and an increased need for one or more contact information directories for wireless systems.

5 Therefore, what is needed is a system for gathering, storing, and making available contact information for wireless communication devices. What is also needed is such a system that can be readily accessed by any sort of entity interested in obtaining such information, including communications interface facilitators, individuals, etc. Further, what is needed such a system that is
10 updatable with greater frequency than existing contact information directories. Preferably, such a system is designed to be used in a manner similar to that associated with conventional landline-based directories.

Summary Of The Invention

15 Accordingly, the present invention seeks to provide a system for gathering storing, and making available contact information for wireless communication devices. It is also an aspect of the present invention to make such a system readily accessible by any sort of entity interested in obtaining such information, including, but not limited to, communications interface facilitators as well as individuals.
20 Further, it is an aspect of the present invention to provide a wireless contact information directory that includes contact information having a high degree of accuracy. Yet further, it is an aspect of the present invention to provide such a wireless directory system that performs in a manner similar to that experienced in the use of a conventional landline-based directory.

25 These and other aspects are achieved in the present invention through the formation of a centralized database of contact information for wireless devices including, but not limited to, pagers, cellular phones, wireless portable computing devices such as laptops and personal digital assistants, and the like. Presently, a plurality of wireless communications service providers have separate and isolated
30 databases of subscriber information including subscriber contact information (e.g., the pager or cellular phone number). Under existing telecommunications laws,

that information must be shared with other telecommunication service providers. The present invention involves a gathering of that disparate information by polling at selectable frequencies the data available from such providers. The present invention includes means for retrieving such information, manipulating it for ease of accessibility by other disparate database search systems, and storing it at either a centralized location or regional terminals for ease of retrieval. The invention further includes means for interfacing with directory assistance service providers, Internet directory assistance service providers, and even individual contact information seekers so as to facilitate the exchange of such information using software compatible with the operating platforms of such varied wireless contact information requesters.

The development of a centralized storage system of contact information for wireless devices will enhance the use of such devices. Further, the retrieval, storage, and transmission system of the present invention appears to be usable in the manner of existing landline directory assistant systems but with much greater uniformity and substantially real-time data. These and other advantages of the present invention will become apparent upon review of the following description, the accompanying drawings, and the appended claims.

20 **Brief Description of the Drawings**

FIG. 1 is a simplified diagrammatic flowchart representation of the primary components of the wireless directory assistance system of the present invention.

FIG. 2 is a representation of a wireless device and the screen display for entry into the contact information system of the present invention.

25 FIGS. 3-6 are screen displays illustrating the steps and resultant information associated with conducting a contact information query.

FIGS. 7-20 are screen displays illustrating the steps for entry of contact information associated with the system of the present invention.

30 **Description Of The Invention**

A wireless directory system 10 of the present invention is shown in FIG. 1.

Each of the components to be described herein is generally commercially available. The system **10** involves the coupling of those components and associated software to enable interaction resulting in an accessible wireless contact information directory. A primary component of the system **10** is a central
5 network station **20**. The network station **20** is a computing device having mass storage capability and means for carrying out software-based instructions. The network station **20** is preferably a minicomputer or a mainframe computer but is not limited thereto. The network station **20** is programmable to receive and store contact information including, but not limited to, the access numbers of any of a
10 plurality of wireless transceivers **30** and contact-identifying information associated with those numbers, e.g., a person's name.

The contact information associated with the transceivers **30** is preferably obtained by the station **20** through service provider database stations or local exchange carriers represented as stations **100**, **101**, ... **N** in FIG. 1. It is a matter
15 of legislative obligation that such wireless service providers provide to any other telecommunications service provider the contact information of its subscribers. Therefore, in order to gain access to that information, the station **20** also includes telecommunications routing and switching mechanism so as to operate as a telecommunications station. The system **10** includes a router/Communicator
20 Identification Code (CIC) switch station **40** that enables the central station **20** to interface with the service provider stations **100**, **101**, ..., **N**.

The contact information received by the central station **20** from the service provider stations **100**, **101**, ..., **N** is formatted as necessary to enable directory assistance service providers represented by site **50** to interface with the station
25 **20** to query it for contact information, possibly in exchange for a fee. The manipulation of that information results in a unique database of wireless telecommunications device users heretofore not available. Additionally, the station **20** is further programmed to communicate with Internet-based directory assistance service providers **60** as well as individuals **70** interested in obtaining
30 such contact information. In effect, the station **20** is a routing, switching, data storage, and interface system. All communications with the various stations to

which the central station **20** is coupled may occur through digital, analog, T1, T3, CAT5, frame-based data transport protocols, asynchronous mode transport protocols, among others. The central station **20** preferably polls the service provider stations **100, 101, ..., N** one or more times per day and is preferably
5 always accessible by contact sites **50, 60, or 70** worldwide so as to provide essentially real-time contact information.

The components of the system **10** described herein operate in conjunction such that contact information may be transmitted, stored, or retrieved, or any combination thereof. Means such as software is employed to establish the
10 interrelationships among the network station **20**, transceivers **30**, contact sites and providers. Those skilled in the art of software development will readily ascertain the details of programming the exchange of information based upon the following exemplar representation of the operation of the system **10** for an individual wireless device user. First, as illustrated in FIG. 2, contact information
15 software is preferably loaded onto a wireless device. It is represented in FIG. 2 as a cellular phone; however, it may be any sort of cellular, wireless, mobile, or network-capable telephone or signal exchange device. Once loaded and the user has scrolled through other programs available on the device, the exchange program of the present invention is initiated by accessing the program when it
20 flashes onto the device's display. For example, in FIG. 2, the applicable screen display shows "WDN."

As illustrated in FIG. 3, the first screen display provided upon accessing the program of the present invention permits the user to access contact information such as by wireless number, landline number, fax number, email
25 address, shipping address, vacation number, temporary number, emergency number, personal directory number, and pager number. Each choice is category specific, thereby allowing the user to delimit the particular database to be searched to access contact information of interest. Upon selection of a particular search category, a voice recognition program is activated and a second screen
30 display is presented, as shown in FIG. 4. The display of FIG. 4 prompts the user to speak certain attributes of the individual or entity for which contact information

is to be accessed. For example, those attributes may be country, state or province, city, name of contact, and occupation. Of course, other attributes may be employed in the contact system. In the event the spoken attribute information fails to result in a reasonable "hit" of the contact information database accessed
5 through the station **20**, the user may be directed to a call center for a human interface to assist in the search, much like existing landline phone information services.

The system is further programmed to provide, upon finding a contact information set corresponding to the input attributes, the contact information, as
10 shown by example in FIGS. 5 and 6. The system also optionally provides for generation of an audio display of the contact information. It is to be understood that voice activation and feedback is provided using conventional and commercially available voice recognition and output systems that may be linked with the central station **20**, providers, and any other sources of contact
15 information. The user further has the option to scroll through similar or related listings, to contact the individual or entity listed, to save the information to a local or remote database, to leave a message that is textual or audio, or to otherwise manipulate the information. The user as desired may arrange the information for display.

20 The software of the present invention is further programmed to enable individual users to access the database or groups of databases in order to enter contact information data. In particular, and with reference to FIGS. 7-20, the software creates a series of interactive screen displays that a user employs to add contact information to the user's local database housed in the wireless
25 device, a central or combination database regulated by the station **20**, or both. The user may select from an array of listing choices that may be modified as desired. The software is configured to permit the user to enter the information by touching a keypad of the wireless device, through voice input, or both. As illustrated in FIG. 7, the user gains access to contact information addition or
30 modification by entering the correct password. As illustrated in FIGS. 8 and 9, the contact name is entered. As illustrated in FIGS. 10-13, the appropriate contact

address information is then entered. Next, as illustrated in FIG. 14, the occupation (or other desired attribute) of the contact may optionally be entered. As shown in FIG. 15, the wireless alphanumerics for the contact for the party of interest is entered into the system **10**. Related information that may or may not be of
5 interest, such as landline number, emergency number, email address, and a temporary number, as shown in FIGS. 16-19, may be entered, or one or more may be skipped.

Once the user enters the data into the various category specific fields, he or she instructs the system to post the information to the station **20** so that all
10 system users or subscribers may access it. In doing so, the user automatically updates the entire database of contact information to include the new posting. In this way, any user or provider has the capability to update the wireless directory accessible by all in a much more rapid fashion than something such as the conventional landline directories do.

15 While the invention has been described with reference to a particular example embodiment, it is intended to cover all modifications and equivalents as established by the following claims.

WHAT IS CLAIMED IS:

1. A computer implemented system for providing a directory of contact information associated with at least one wireless communication device comprising:
 - a) a network station adapted to carry out software-based instructions in the generation of a database system of the contact information for the wireless communication device;
 - b) a contact information gathering system adapted to implement a process to gather from at least one wireless telecommunication service provider database of subscriber information, the contact information for the at least one wireless communication device, the contact information gathering system including wired means for the network station to interface with at least one wireless telecommunication service provider database station to obtain contact information for the at least one wireless communication device; and
 - c) an exchange system which receives from said contact information gathering system and transmits the contact information for at least one party upon request.

2. The system of claim 1 wherein the wired means for the network station to interface with the at least one wireless telecommunication service provider database station includes a router switch station for coupling said network station to said at least one wireless telecommunication service provider database.

3. The system of claim 1 wherein the wired means for the network station to interface with the at least one wireless telecommunication service provider database station polls the at least one wireless telecommunication service provider database station at least one time per day at selectable frequencies to update the contact information in the database system.

4. The system of claim 1 wherein said at least one wireless communication device is a cellular phone.
5. The system of claim 1 further comprising means for enable a device user to access the database to enter contact information and update said database system for access of particular individually created contact information.
6. A method for providing a directory of contact information associated with at least one wireless communication device comprising the steps of:
 - a) gathering the contact information from at least one wireless telecommunication service provider database of subscriber information through wired means;
 - b) generating a database system of the contact information; and
 - c) transmitting from said database system to at least one receiver upon request the contact information associated with the at least one wireless communication device;wherein the step of gathering the contact information includes the step of interfacing with at least one wireless telecommunication service provider database station to obtain contact information.
7. The method of claim 6 wherein the step of gathering the contact information includes the step of linking said database system through wired means to said at least one wireless telecommunication service provider database station through a router switch station.
8. The method of claim 7 wherein the step of gathering the contact information includes the step of polling said at least one wireless telecommunication service provider database station at least one time per day at selectable frequencies for updates of the contact information.
9. The method of claim 6 wherein said at least one wireless communication device is a cellular phone.

10. The system of claim 1 wherein said network station is a routing, switching, data storage, and interface system that is coupled through one of digital, analog, T1, T3, CAT5, frame-based data transport protocols, and asynchronous mode transport protocols.

11. The method of claim 6 wherein generating the database system of the contact information includes routing, switching, data storage, and an interface system that is coupled through one of digital, analog, T1, T3, CAT5, frame-based data transport protocols, and asynchronous mode transport protocols.

1/8

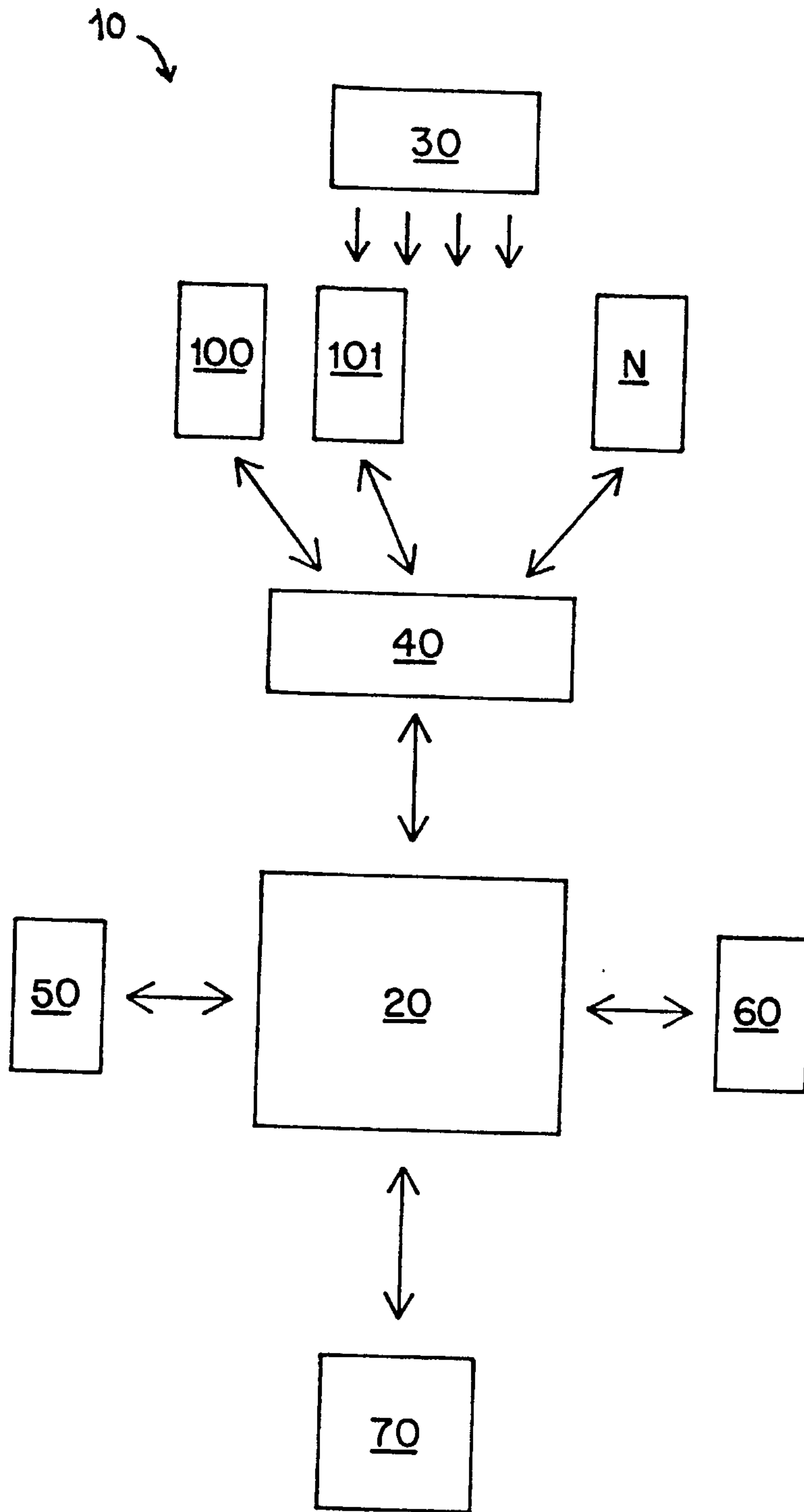


FIG 1

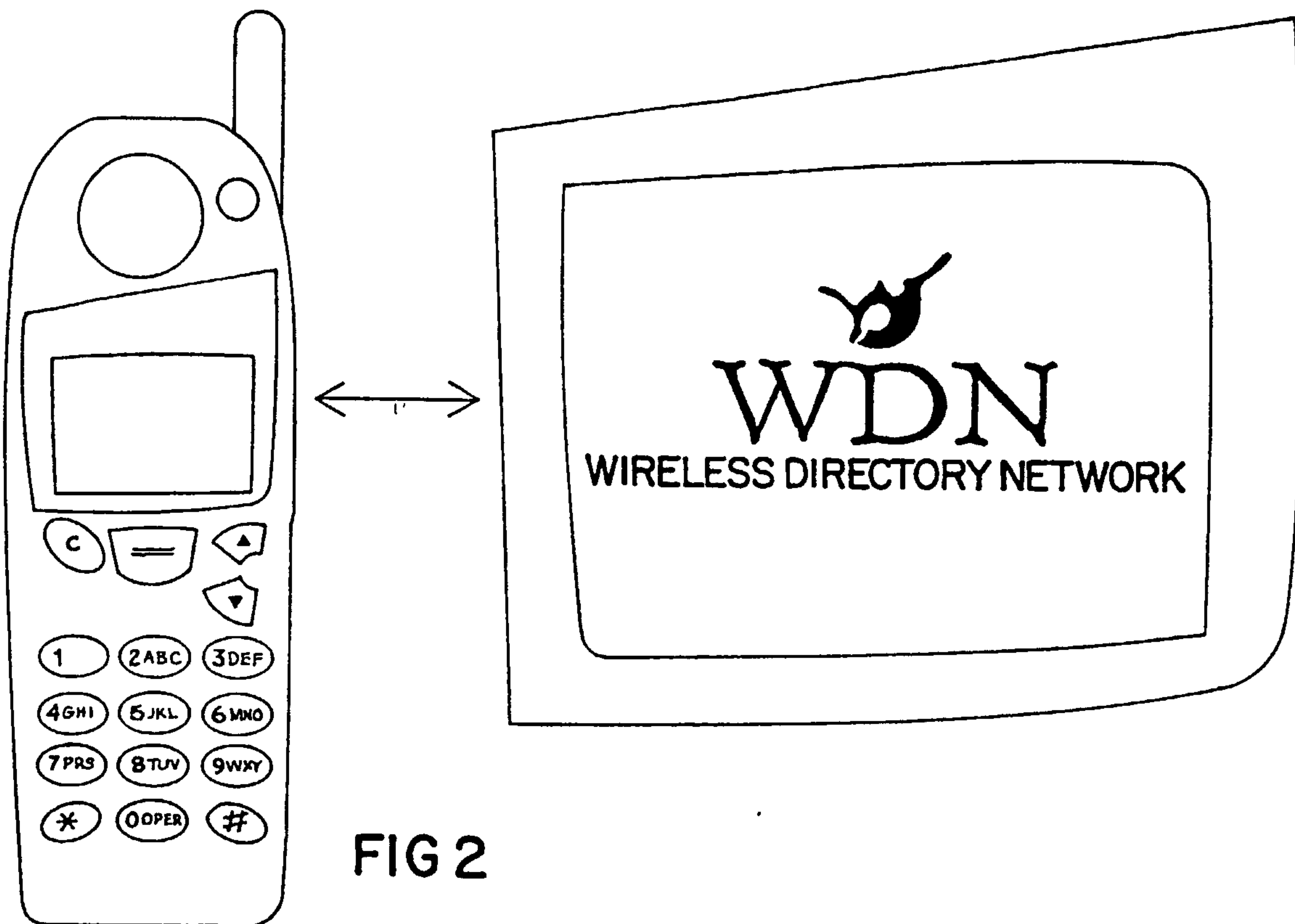


FIG 2

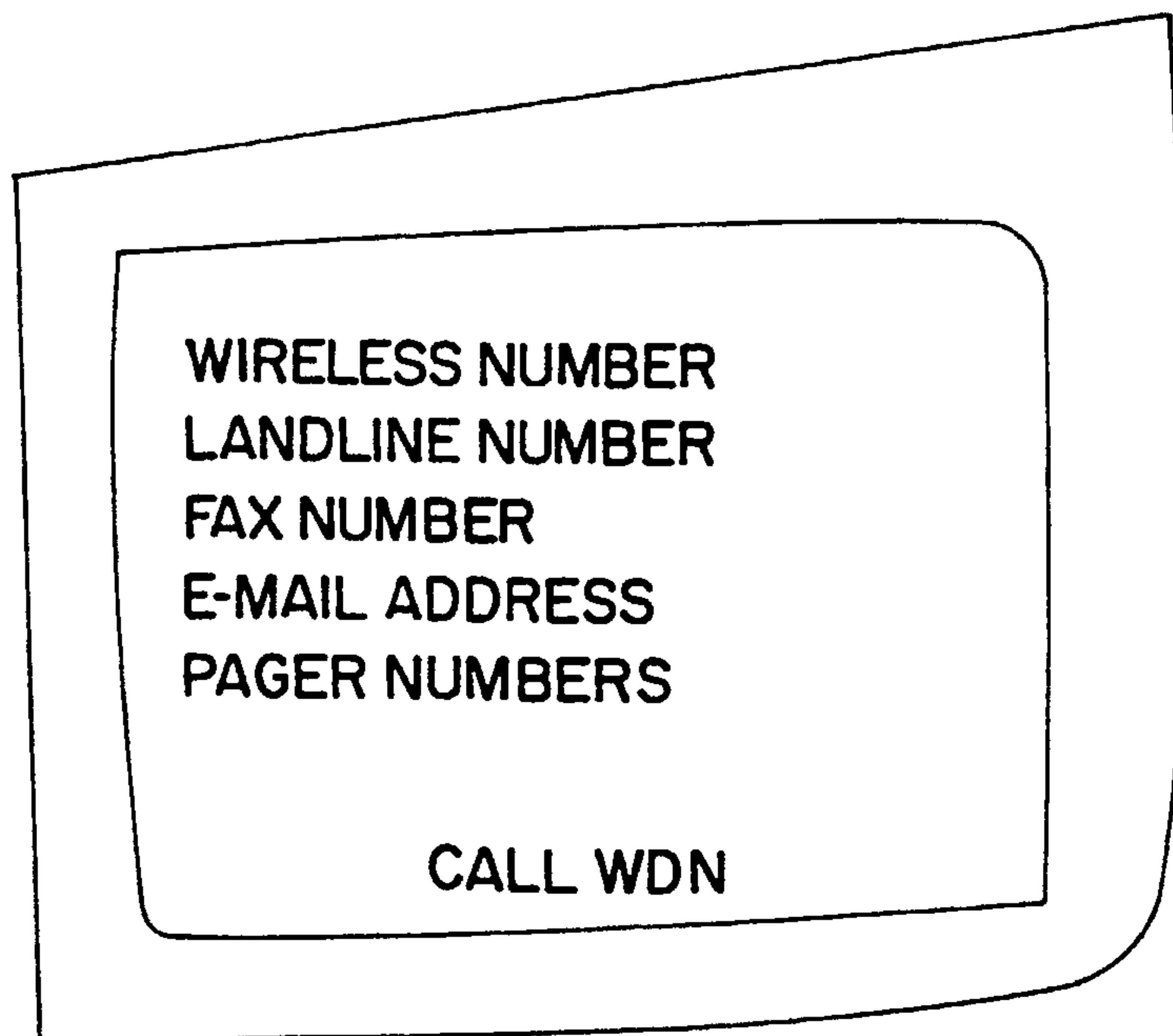


FIG 3

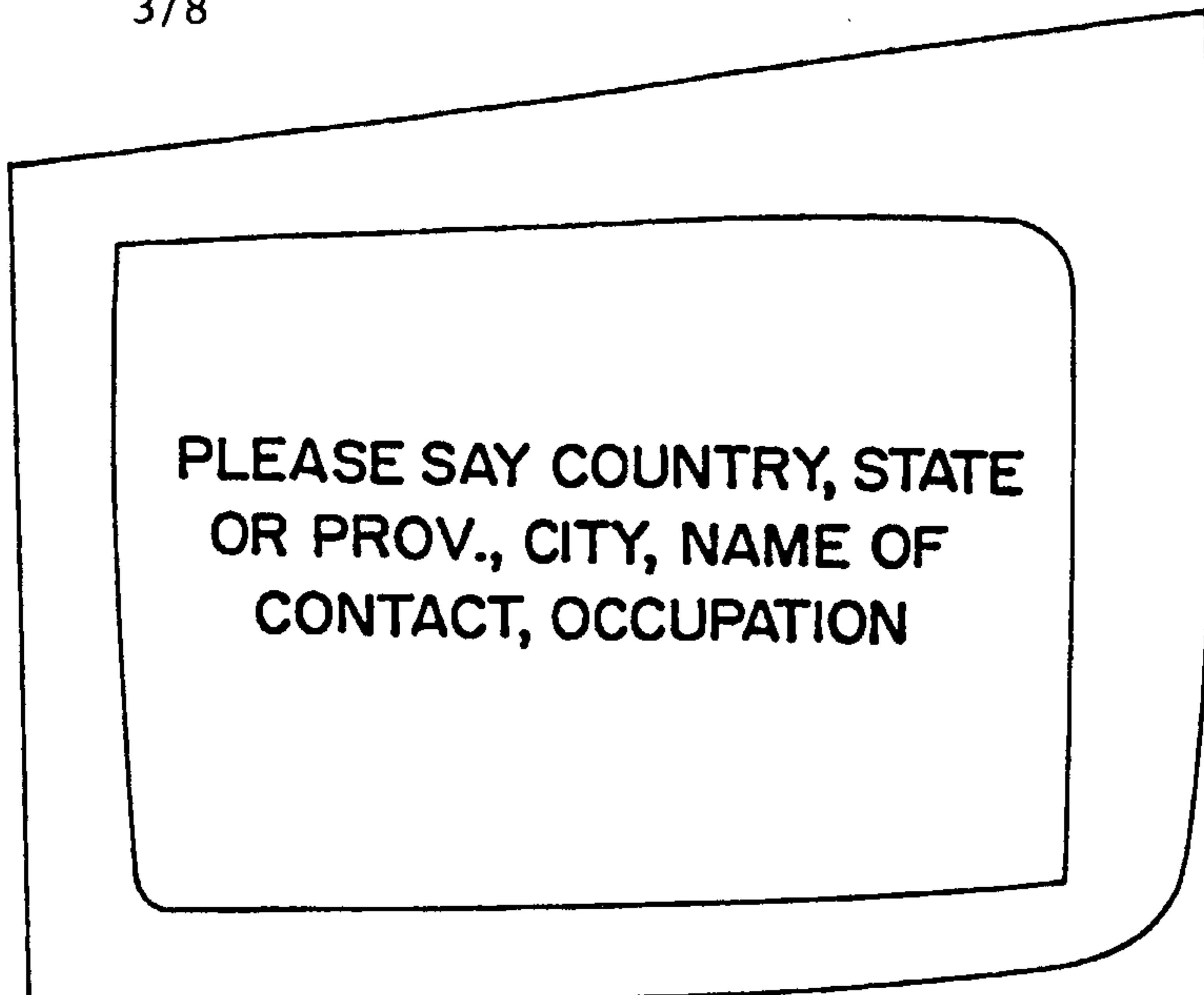


FIG 4

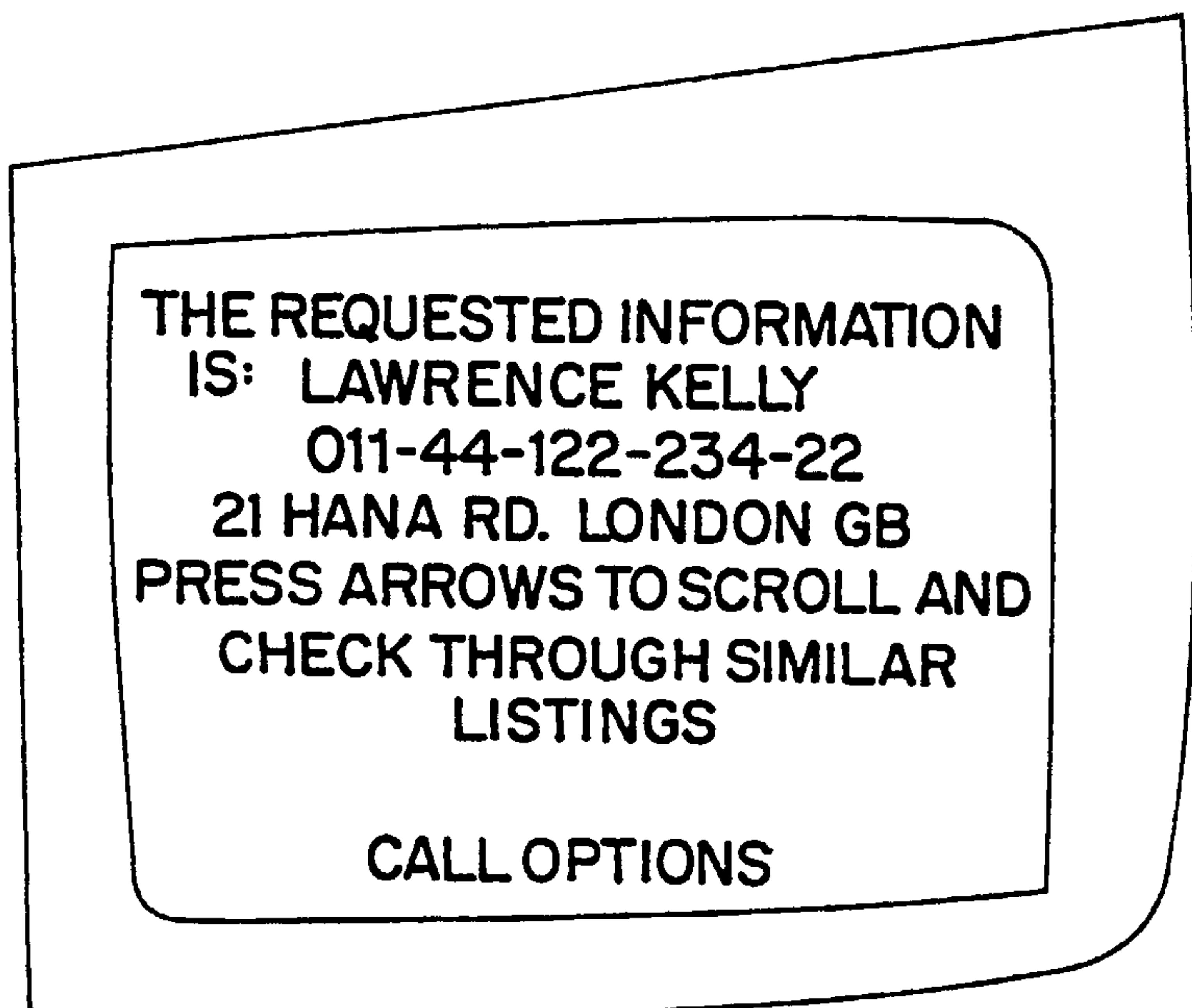


FIG 5




FIG 6

FIG 7

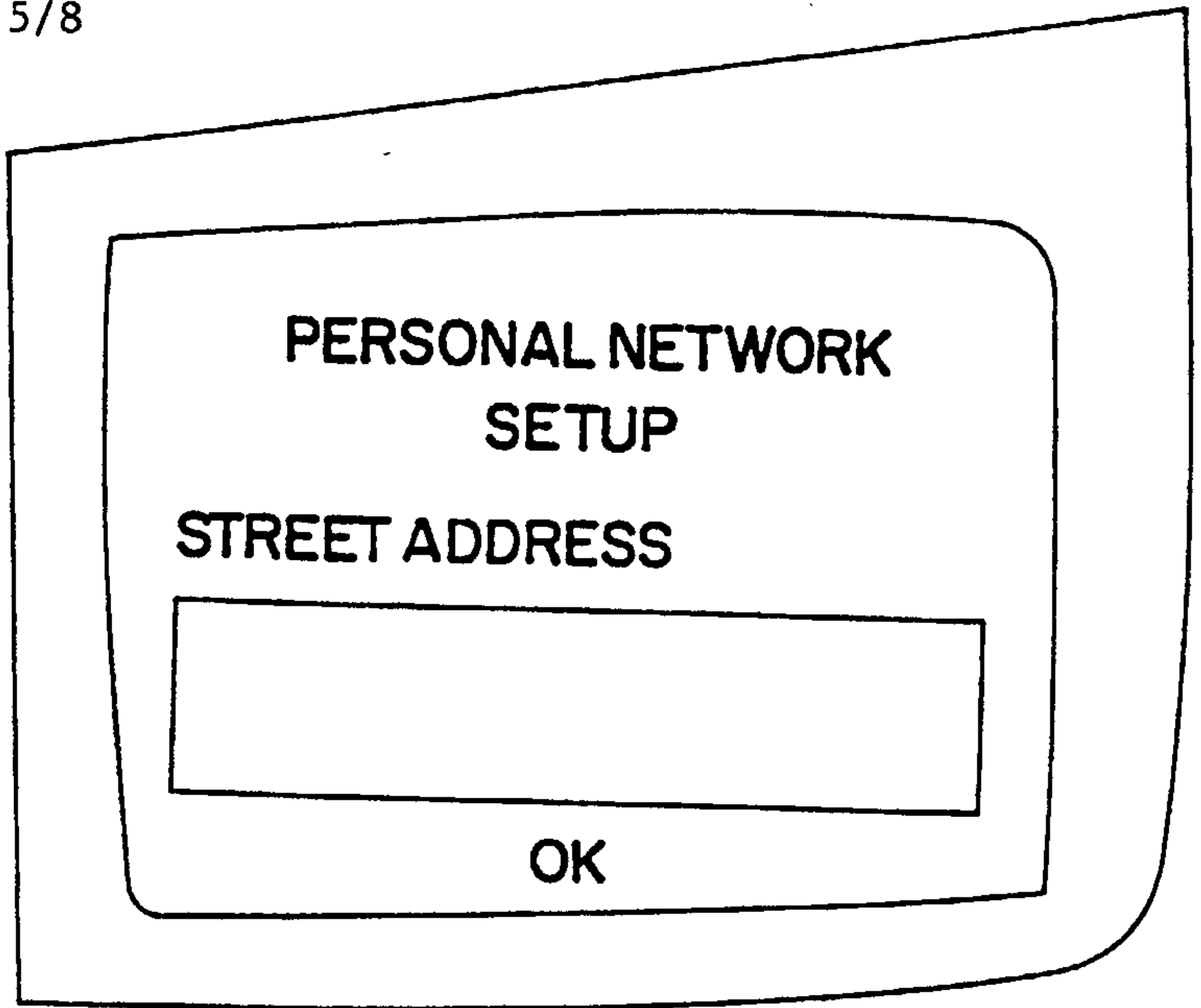
A screenshot of a 'PERSONAL NETWORK SETUP' dialog box. The title 'PERSONAL NETWORK SETUP' is centered at the top. Below it, the label 'PASSWORD' is positioned above a rectangular input field. At the bottom center of the dialog box is an 'OK' button.

A screenshot of a 'PERSONAL NETWORK SETUP' dialog box. The title 'PERSONAL NETWORK SETUP' is centered at the top. Below it, the label 'FIRST NAME' is positioned above a rectangular input field. At the bottom center of the dialog box is an 'OK' button.

FIG 8

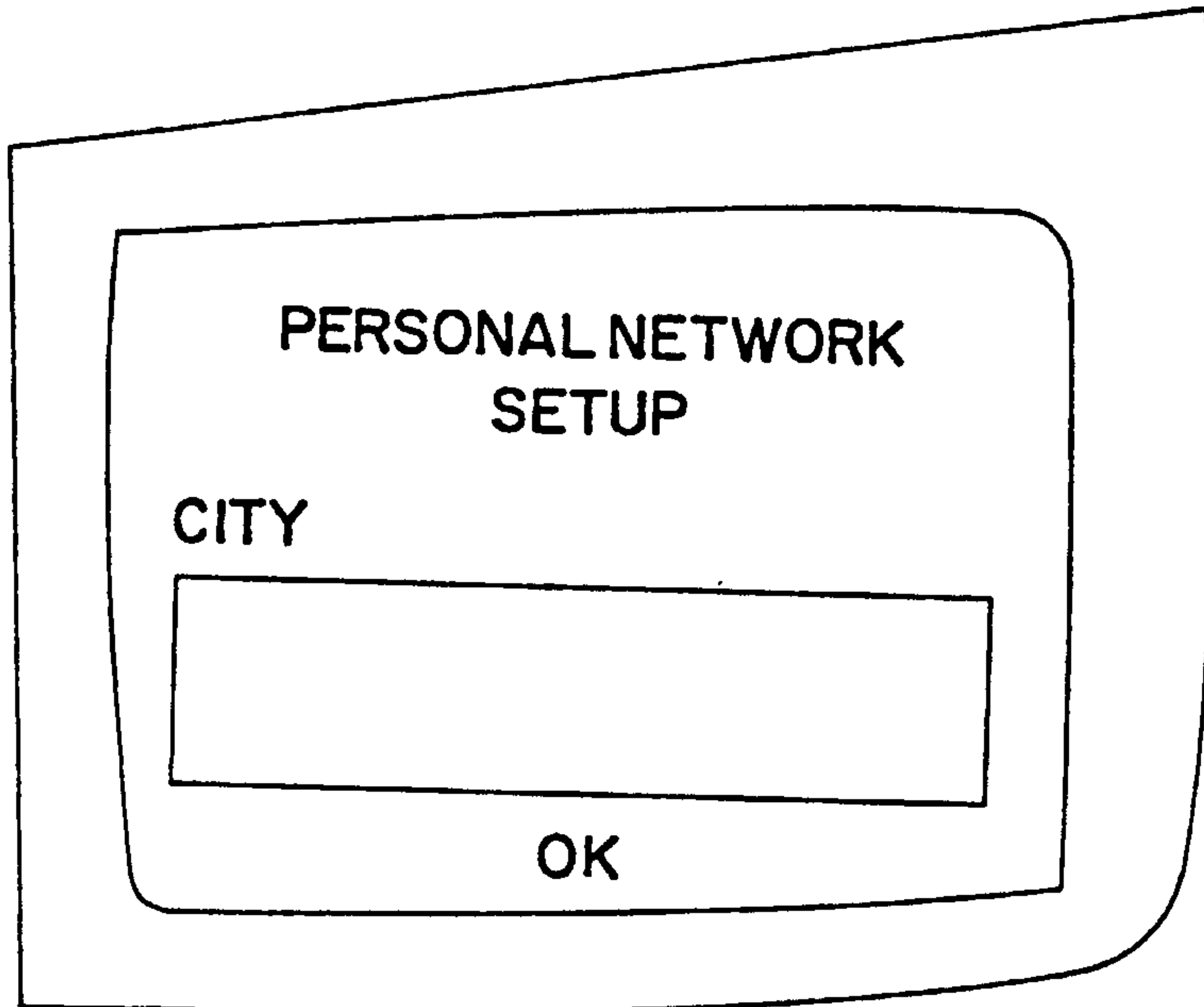
FIG 9

A screenshot of a 'PERSONAL NETWORK SETUP' dialog box. The title 'PERSONAL NETWORK SETUP' is centered at the top. Below it, the label 'LAST NAME' is positioned above a rectangular input field. At the bottom center of the dialog box is an 'OK' button.



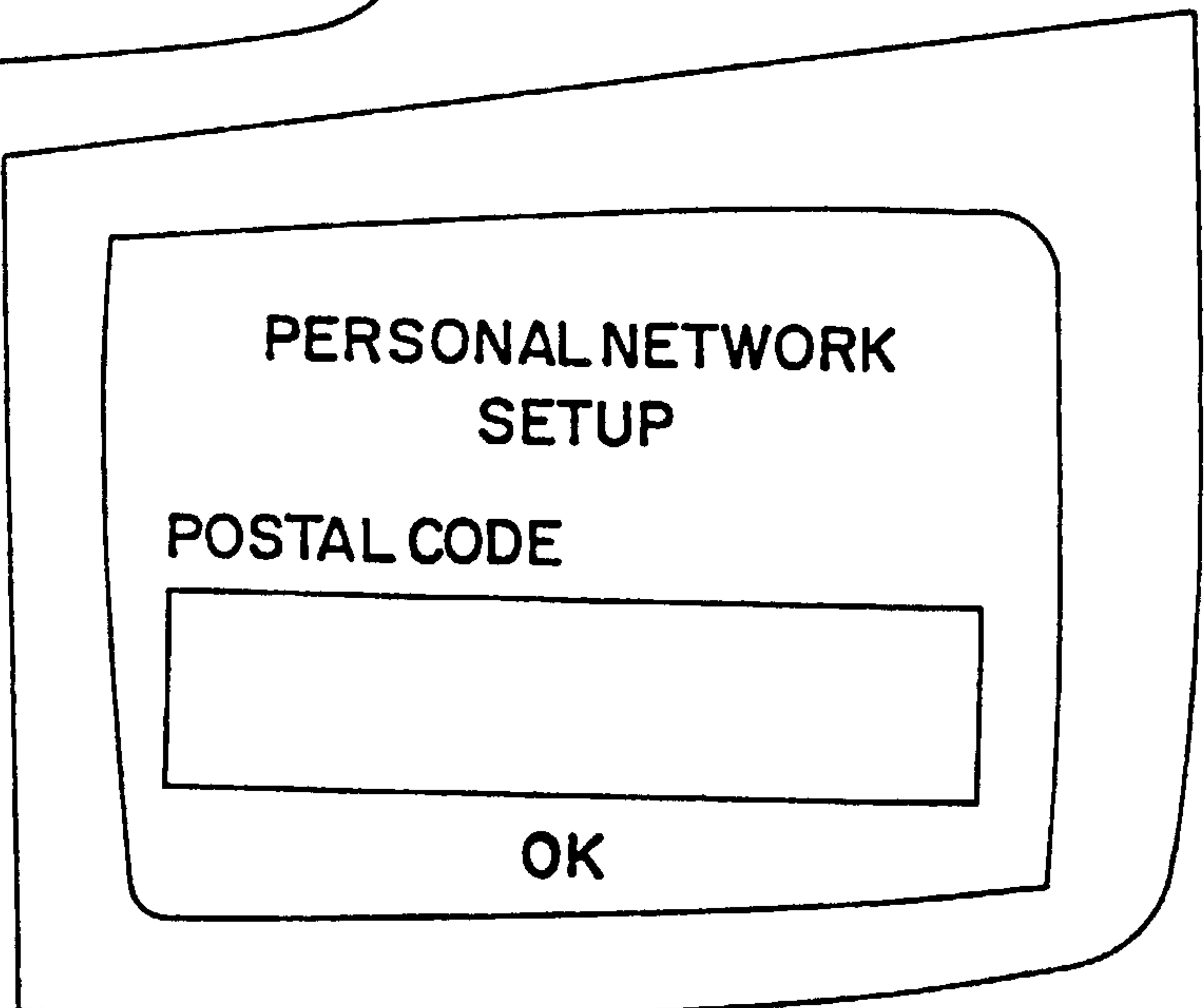
A rectangular dialog box with rounded corners. At the top, the text "PERSONAL NETWORK SETUP" is centered. Below it, the text "STREET ADDRESS" is centered. Underneath is a large empty rectangular input field. At the bottom center, the text "OK" is displayed.

FIG 10



A rectangular dialog box with rounded corners. At the top, the text "PERSONAL NETWORK SETUP" is centered. Below it, the text "CITY" is centered. Underneath is a large empty rectangular input field. At the bottom center, the text "OK" is displayed.

FIG 11



A rectangular dialog box with rounded corners. At the top, the text "PERSONAL NETWORK SETUP" is centered. Below it, the text "POSTAL CODE" is centered. Underneath is a large empty rectangular input field. At the bottom center, the text "OK" is displayed.

FIG 12

6/8

A rectangular screen with rounded corners. At the top, the text "PERSONAL NETWORK SETUP" is centered. Below it, the text "COUNTRY" is positioned above a horizontal rectangular input field. At the bottom center of the screen, the text "OK" is displayed.

FIG 13

A rectangular screen with rounded corners. At the top, the text "PERSONAL NETWORK SETUP" is centered. Below it, the text "OCCUPATION" is positioned above a horizontal rectangular input field. At the bottom center of the screen, the text "OK" is displayed.

FIG 14

A rectangular screen with rounded corners. At the top, the text "PERSONAL NETWORK SETUP" is centered. Below it, the text "WIRELESS NUMBER" is positioned above a horizontal rectangular input field. At the bottom center of the screen, the text "OK" is displayed.

FIG 15

7/8

A diagram of a screen display for a personal network setup. It features a rounded rectangular frame containing a title 'PERSONAL NETWORK SETUP' at the top. Below the title is the label 'LANDLINE NUMBER' followed by a horizontal rectangular input field. At the bottom of the frame is the text 'OK'.

FIG 16

A diagram of a screen display for a personal network setup. It features a rounded rectangular frame containing a title 'PERSONAL NETWORK SETUP' at the top. Below the title is the label 'EMERGENCY NUMBER' followed by a horizontal rectangular input field. At the bottom of the frame is the text 'OK'.

FIG 17

A diagram of a screen display for a personal network setup. It features a rounded rectangular frame containing a title 'PERSONAL NETWORK SETUP' at the top. Below the title is the label 'E-MAIL ADDRESS' followed by a horizontal rectangular input field. At the bottom of the frame is the text 'OK'.

FIG 18

8/8

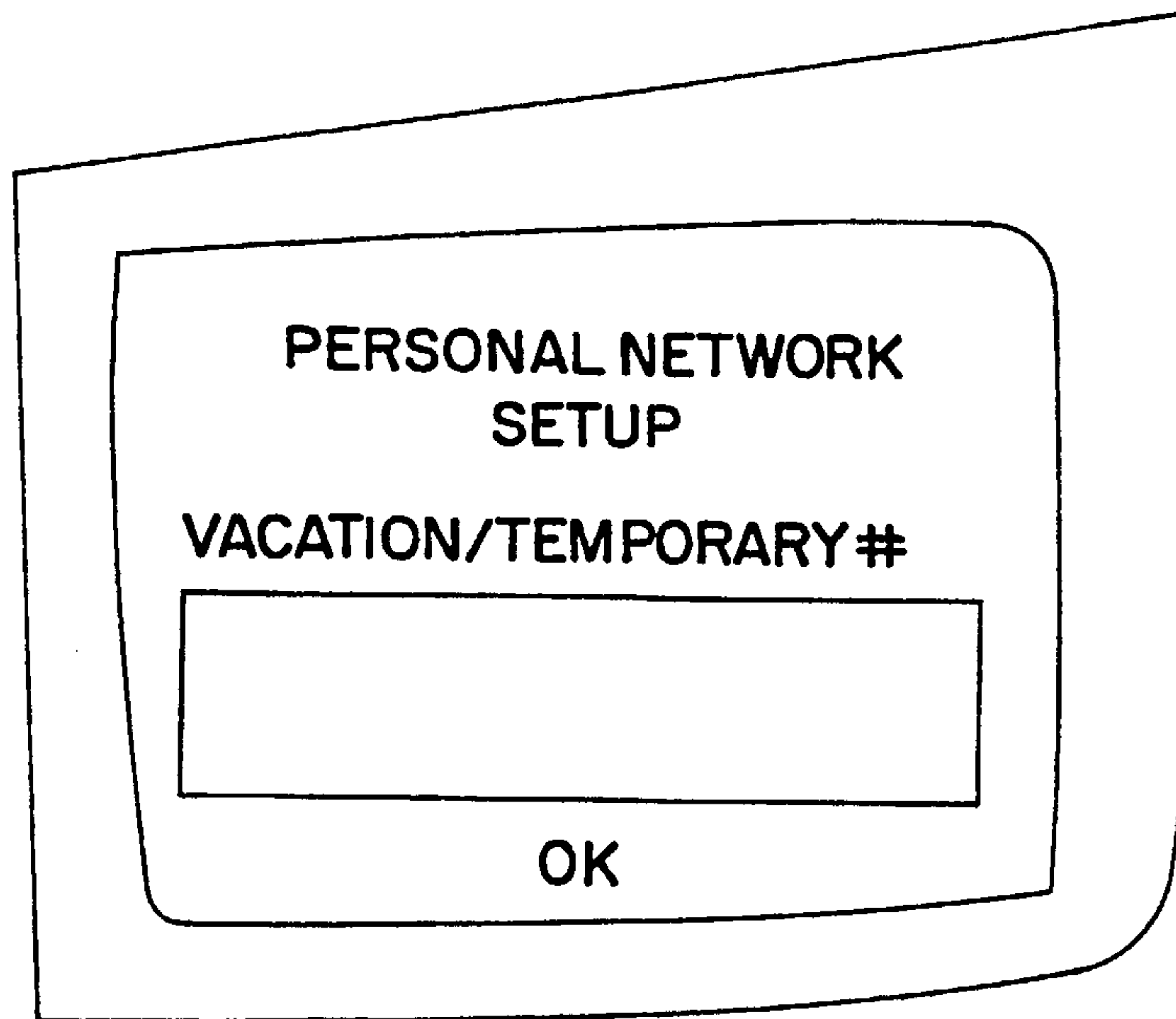


FIG 19

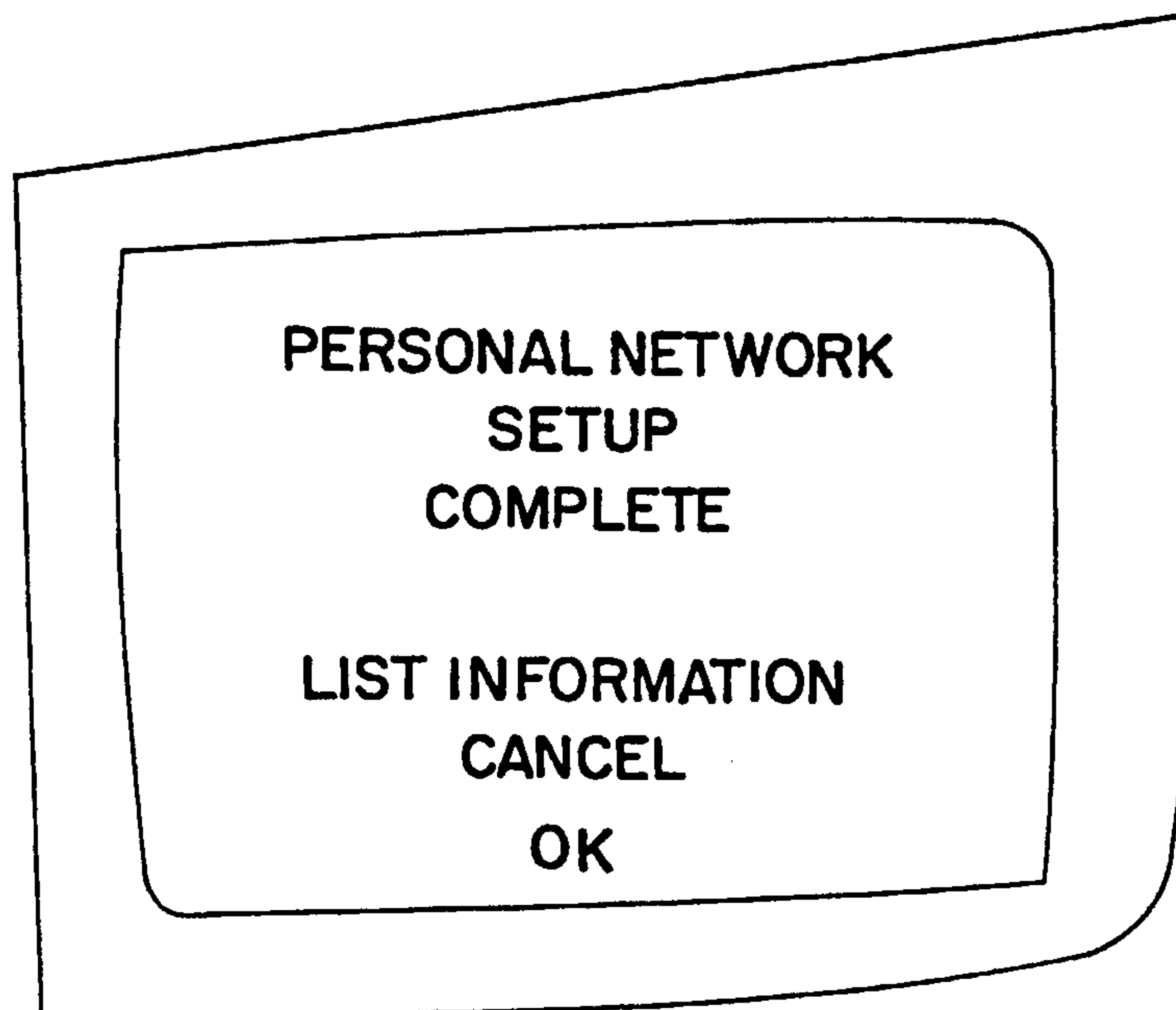


FIG 20

10

