



US00D722894S

(12) **United States Design Patent**
Vondle et al.

(10) **Patent No.:** **US D722,894 S**

(45) **Date of Patent:** **** Feb. 24, 2015**

(54) **FLEXIBLE WRISTWATCH WITH SEGMENTED E-PAPER DISPLAY**

(71) Applicants: **Dave Vondle**, Chicago, IL (US);
Jeremiah O’Leary, Chicago, IL (US)

(72) Inventors: **Dave Vondle**, Chicago, IL (US);
Jeremiah O’Leary, Chicago, IL (US)

(**) Term: **14 Years**

(21) Appl. No.: **29/438,294**

(22) Filed: **Nov. 28, 2012**

(51) **LOC (10) Cl.** **10-02**

(52) **U.S. Cl.**
USPC **D10/32; D10/38**

(58) **Field of Classification Search**
CPC G04B 17/00; G04B 17/02; G04B 19/00;
G04B 37/00; G04B 37/0008; G04G 9/00;
G04G 9/0017; G04G 9/0094; G04G 9/02;
G04G 9/06; G04G 9/10; G04G 9/12; G04G
17/00; G04G 17/08; A44C 5/0015; A44C
5/0053; H05K 1/189
USPC D10/30–39, 122–132, 1–29; 368/10,
368/69, 82–84, 203, 223, 239, 242, 281,
368/282; D11/2, 3; 63/3; 439/67
See application file for complete search history.

6,216,490	B1 *	4/2001	Radley-Smith	63/3
D471,471	S *	3/2003	Fu et al.	D10/32
6,621,766	B2 *	9/2003	Brewer et al.	368/82
D495,611	S *	9/2004	Jørgensen	D10/32
D507,191	S *	7/2005	Li	D10/31
D576,501	S *	9/2008	Tang	D10/32
7,441,415	B2 *	10/2008	Radley-Smith	63/3
D600,570	S *	9/2009	Zinder	D10/31
D600,571	S *	9/2009	Singer	D10/32
7,841,209	B2 *	11/2010	Radley-Smith	63/1.13
D633,399	S *	3/2011	Zinder	D10/31
2001/0043513	A1 *	11/2001	Grupp	368/281
2008/0160795	A1 *	7/2008	Chen et al.	439/67
2009/0251888	A1 *	10/2009	Douglas	362/103

* cited by examiner

Primary Examiner — Martie K Holtje

(57) **CLAIM**
The ornamental design for a flexible wristwatch with segmented e-paper display, as shown and described.

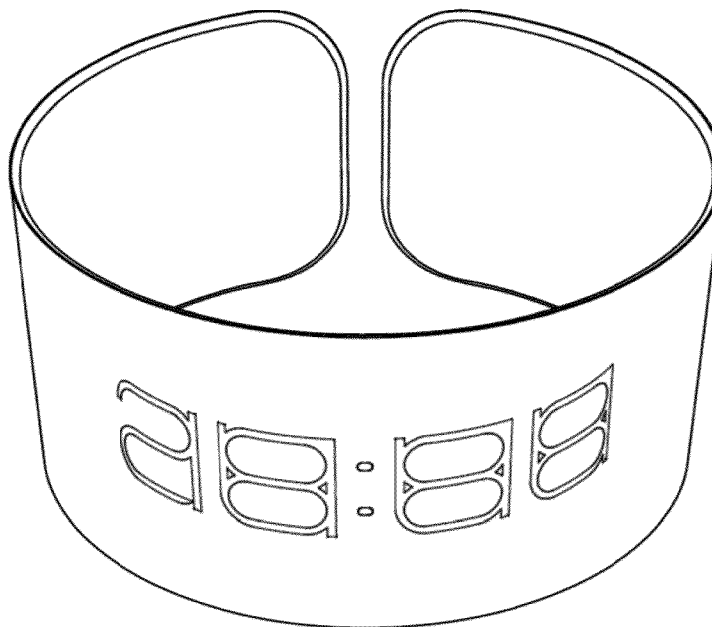
DESCRIPTION

FIG. 1 is a front perspective view of a flexible wristwatch with segmented e-paper display showing our new design;
FIG. 2 is a rear perspective view thereof;
FIG. 3 is a front view thereof;
FIG. 4 is a side view thereof;
FIG. 5 is a rear view thereof; and,
FIG. 6 is a top plan view thereof.
The structural features depicted by broken lines in FIGS. 2 and 5 have been shown for the purpose of illustrating portions of the flexible wristwatch with segmented e-paper display that form no part of the claimed design.

1 Claim, 6 Drawing Sheets

(56) **References Cited**
U.S. PATENT DOCUMENTS

3,772,874	A *	11/1973	Lefkowitz	368/242
D262,527	S *	1/1982	Goldberg	D11/2
5,418,760	A *	5/1995	Kawashima et al.	368/69



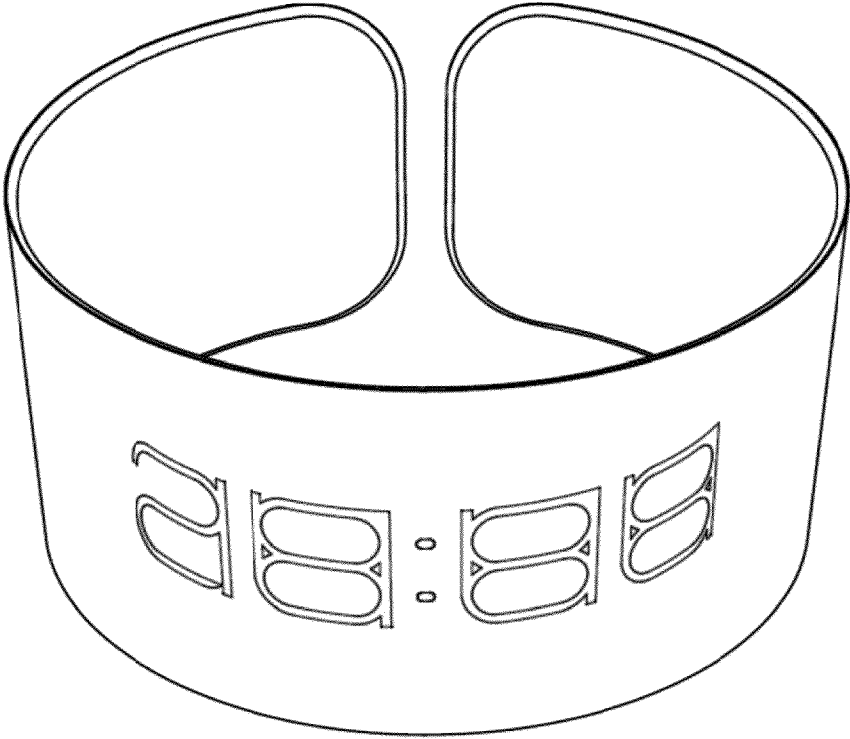


FIG. 1

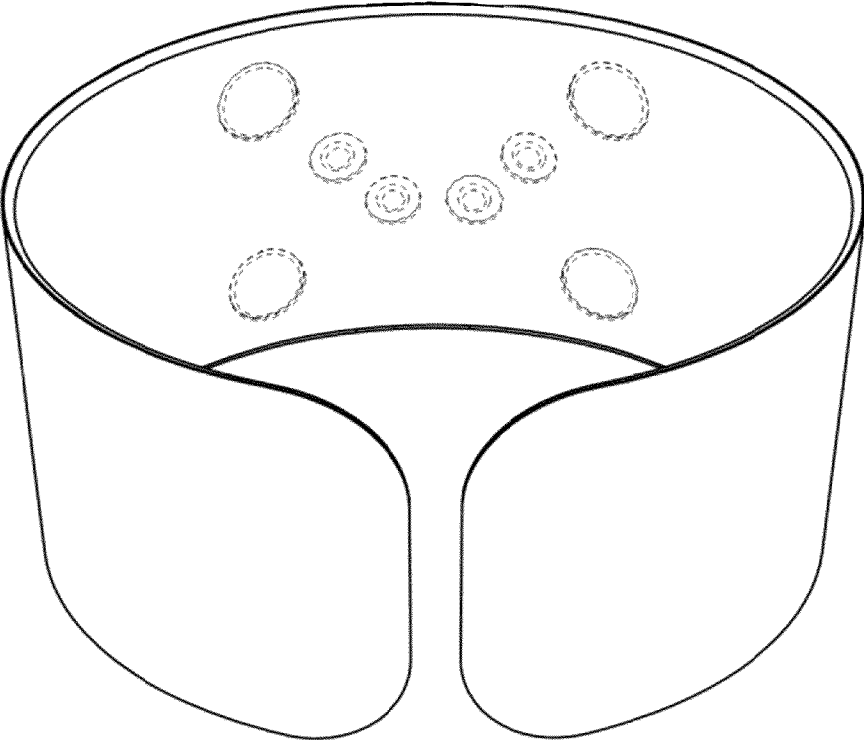


FIG. 2

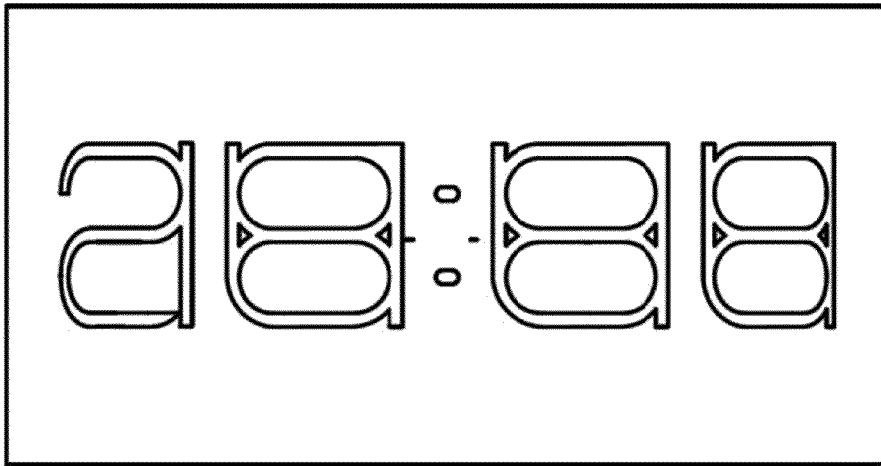


FIG. 3

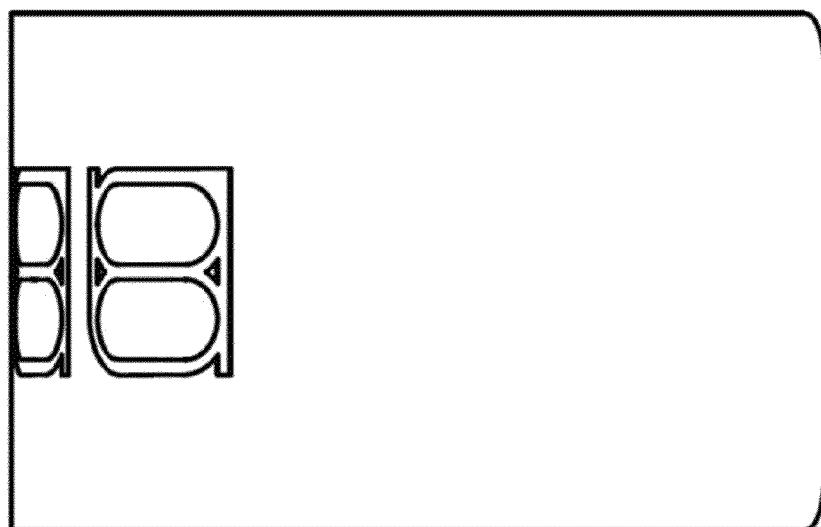


FIG. 4

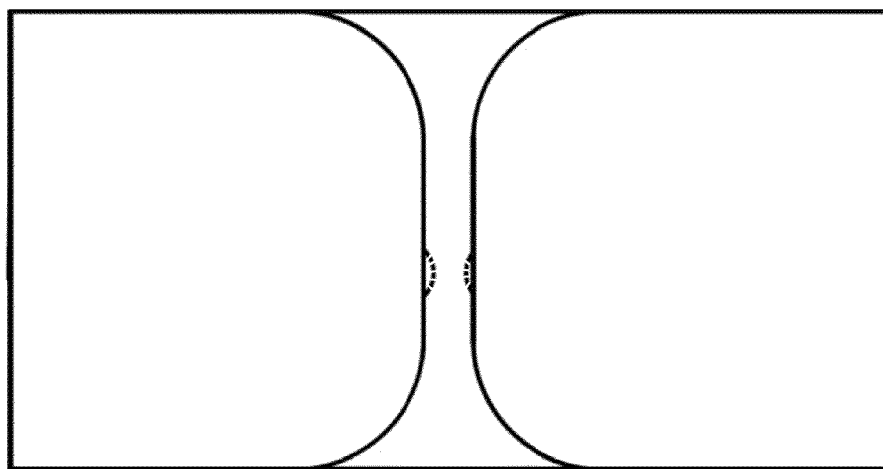


FIG. 5

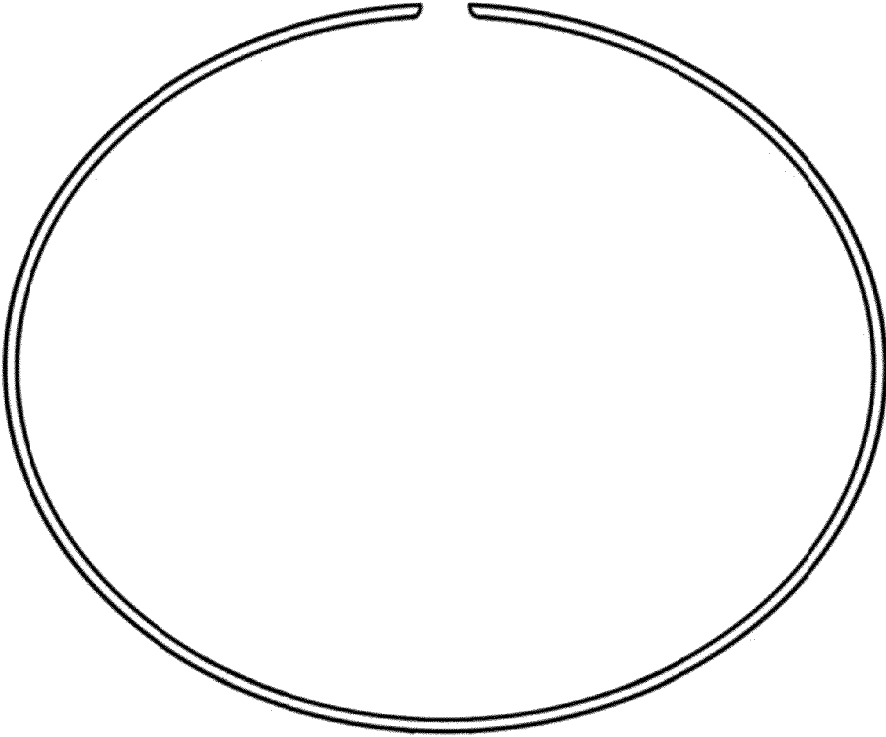


FIG. 6