

(No Model.)

D. D. HORTON.
REIN HOLDER.

No. 523,769.

Patented July 31, 1894.

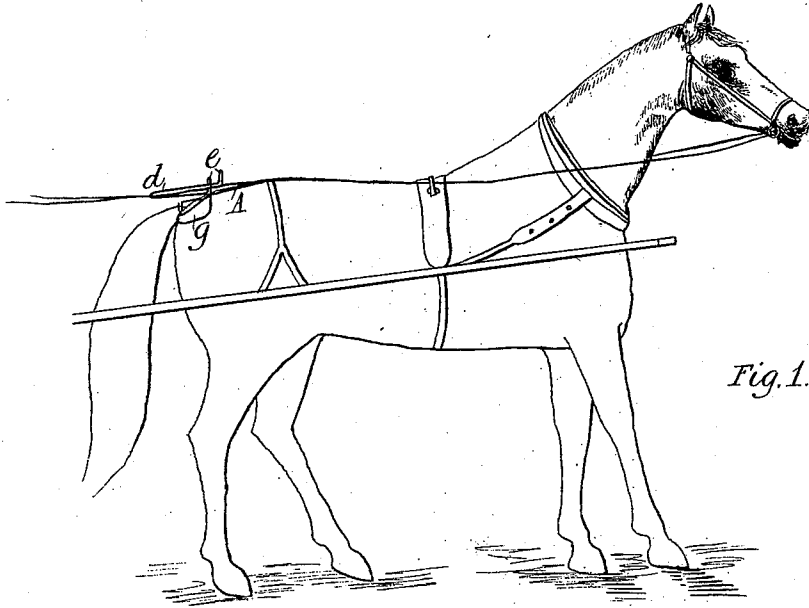


Fig. 1.

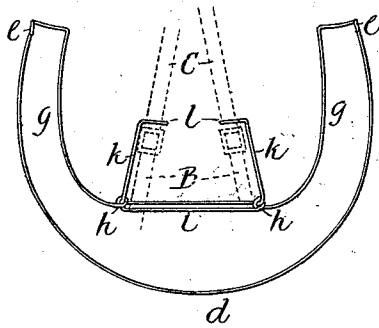


Fig. 2.

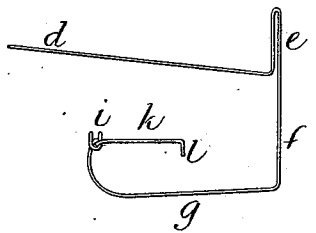


Fig. 3.

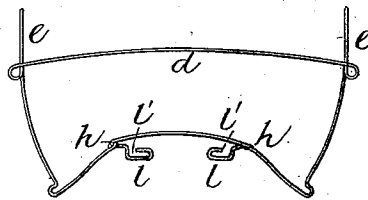


Fig. 4.

Witnesses

W. J. Norton
John W. Dudley

Inventor

David D. Horton

By *W. J. Norton & Co.*
his Attorneys

UNITED STATES PATENT OFFICE.

DAVID D. HORTON, OF WASHINGTON, DISTRICT OF COLUMBIA, ASSIGNOR OF ONE-HALF TO HARRIET BISHOP, OF NEW YORK, N. Y.

REIN-HOLDER.

SPECIFICATION forming part of Letters Patent No. 523,769, dated July 31, 1894.

Application filed December 29, 1893. Serial No. 495,051. (No model.)

To all whom it may concern:

Be it known that I, DAVID D. HORTON, a citizen of the United States, residing at Washington, in the District of Columbia, have invented certain new and useful Improvements in Rein-Holders; and I do declare the following to be a full, clear, and exact description of the invention, such as will enable others skilled in the art to which it appertains to make and use the same, reference being had to the accompanying drawings, and to the letters of reference marked thereon, which form a part of this specification.

This invention relates to rein supports, and has for its object the provision of a simply constructed device capable of attachment to any harness, which will operate both as a rein rest and a tail guard, with a view to permit the free use of the tail without danger of entanglement with the lines.

My invention consists in a rein support formed from a single wire, and adapted for ready connection to the crupper straps, the wire being bent in a new and novel manner presently to be described, to form the line rest, a support for said rest which conforms to the back of the animal, and the devices for attaching the same to the harness.

I will now describe in detail the construction of my improved rein support and the mode of attachment of same, and attention is called in connection with the description to the accompanying drawings which form a part of this specification, and in which—

Figure 1 illustrates the application of my improved rein support. Fig. 2 is a plan view of the same, enlarged. Fig. 3 is a side elevation, and Fig. 4 a rear elevation of the same.

Referring to the drawings by letter A denotes the back strap of the harness, B, the crupper, and C are the straps which connect the crupper and back strap and to which my rein support is adapted for connection.

In practicing my invention I take a single piece of wire, and bend the same centrally to form the line rest *d* which in practice extends above and over the tail of the animal and to prevent the lines from leaving the rest, I form by upward return bends the guards *ee* which are of sufficient height to confine the lines between them. The wire is then carried downward to form standards *ff* for supporting the

rest, and is then bent rearwardly and slightly upward and inward to form legs *gg* which are thus shaped to conform to the back of the animal. Eyes *hh* are then formed and the ends of the wire are passed oppositely through the same whereby is formed a double bridge *i* which is curved slightly upward and conforms with said legs *g* to the back of the horse, the bridge being placed just forward of the tail. The ends are then carried forward to form arms *kk* and are then bent downward, and inward and outward whereby are formed inwardly extending loops *ll* which are left slightly open at *l'* and in practice receive the crupper straps C, which are inserted in said loops before the connections are made in the harness, or inserted through the openings *l'* as preferred.

The support being made entirely of wire is very light, and possesses the requisite spring to give freely at such points as receive the greatest strain. The attachment to the harness is so made as that the support will follow all the movements of the animal without danger of disengagement, and the guards will keep the lines from falling over on its sides.

The device can be cheaply produced, and may be made very attractive in appearance, and when applied will not be unsightly. The lines are maintained at such a height with relation to the tail as that there is no danger of entanglement, and free use of the tail is permitted. The lines are unattached except at the usual points on the harness, so that the driver may have free use thereof, the only restriction being the guards for keeping the lines in their correct position, and which do not interfere with the driving of the animal.

I claim as my invention—

A rein support comprising the line rest, the upward return bends forming guards, the standards leading downward from the guards, the legs extending rearwardly from the standards the bridge portion connecting the legs, and the arms having at their ends the loops for connection with the harness.

In testimony whereof I affix my signature in presence of two witnesses.

DAVID D. HORTON.

Witnesses:

W. T. NORTON,
JOHN W. DUDLEY.