

S. W. FOWLER,

Lamp.

No. 101,723.

Patented April 12, 1870.

Fig. 1

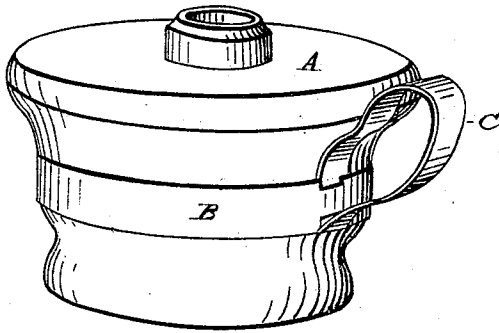


Fig. 2

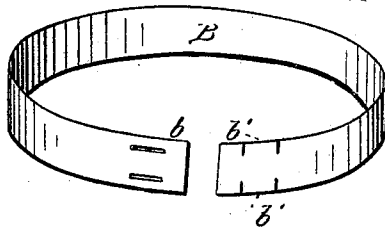
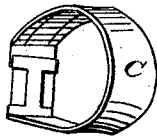


Fig. 3



Witnesses

H. A. Daniels
J. H. Mester

Inventor

Samuel W. Fowler
Per Ch. S. Whitman.
Atty

United States Patent Office.

SAMUEL W. FOWLER, OF BROOKLYN, NEW YORK.

Letters Patent No. 101,723, dated April 12, 1870.

IMPROVEMENT IN LAMPS.

The Schedule referred to in these Letters Patent and making part of the same.

To all whom it may concern :

Be it known that I, SAMUEL W. FOWLER, of Brooklyn, in the county of Kings and in the State of New York, have invented a new and useful Improvement in Lamp-Handles; and do hereby declare that the following description, taken in connection with the accompanying plate of drawings hereinafter referred to, forms a full and exact specification of the same, wherein I have set forth the nature and principles of my said improvement, by which my invention may be distinguished from others of a similar class, together with such parts as I claim and desire to secure by Letters Patent.

My invention relates to the manufacture of lamps, and the nature thereof consists in providing a lamp with a band of plate metal and metallic handle, as hereinafter more fully set forth.

In the accompanying plate of drawings which illustrates my invention and forms a part of the specification thereof, in which corresponding parts are illustrated by similar letters—

Figure 1 represents a lamp of the ordinary form with my invention applied thereto;

Figure 2 is a detached view of the band; and

Figure 3 illustrates the handle.

The construction, operation, and relative arrangement of the component parts of my invention are as follows:

The lamp A is constructed with an annular receptacle for the reception of the band B. The said band is constructed of a strip of sheet metal, the ends of which are locked and clinched together in the following manner:

The end *b* is provided with slits or longitudinal apertures through which are inserted the lugs *V*, which are, after being thus inserted, bent back and firmly clinched, thus binding the ends forming the ring firmly together.

The handle C is constructed of a strip of sheet metal, the ends of which are attached together in the manner hereinbefore described, and linked to the ring aforesaid.

The band is adjusted about the annular receptacle prepared for its reception and the handle C, being linked within the same, is bound and firmly held between the lamp and the said band.

By this construction a saving of at least twenty-five per cent. in the manufacture of glass lamps is effected by obviating the difficulties occasioned by breakage.

Having thus described the construction and operation of my invention,

I will designate what I claim, and desire to secure by Letters Patent, in the following clause:

The ring B, constructed of a strip of sheet metal, the ends of which are attached together in the manner herein described, in combination with the handle C, when applied to a lamp as described and shown.

In testimony that I claim the foregoing, I have hereunto set my hand and seal this 1st day of February, 1870.

SAMUEL W. FOWLER. [L. S.]

Witnesses:

H. P. HERDMAN,
THOS. A. GRANGER.