



US00D592575S

(12) **United States Design Patent**
Schroeder et al.

(10) **Patent No.:** **US D592,575 S**

(45) **Date of Patent:** **** May 19, 2009**

(54) **VEHICLE FENDER**

(75) Inventors: **Anthony M. Schroeder**, Huntington Beach, CA (US); **Nicholas Renner**, Irvine, CA (US); **Asao Itaya**, Gardena, CA (US); **Jessica Vera**, Torrance, CA (US); **Hideaki Yamazumi**, Asaka (JP); **Hiroyuki Miyazaki**, Redondo Beach, CA (US)

(73) Assignee: **Honda Motor Ltd., Ltd.**, Tokyo (JP)

(**) Term: **14 Years**

(21) Appl. No.: **29/281,537**

(22) Filed: **Jun. 26, 2007**

(51) **LOC (9) Cl.** **12-11**

(52) **U.S. Cl.** **D12/186; D12/107**

(58) **Field of Classification Search** D12/3, D12/86, 87, 107, 110, 126, 181, 182, 184, D12/186; 180/225, 229, 233, 311, 312, 315, 180/227; 296/78.1, 198; 280/152.1-152.3, 280/847-851; 293/102, 105

See application file for complete search history.

(56) **References Cited**

U.S. PATENT DOCUMENTS

- D512,001 S * 11/2005 Kato et al. D12/107
- D515,978 S * 2/2006 Luh D12/107
- D517,450 S * 3/2006 Wu D12/107

D536,289 S * 2/2007 Basset et al. D12/184

* cited by examiner

Primary Examiner—Cathron C Brooks

Assistant Examiner—Linda Brooks

(74) *Attorney, Agent, or Firm*—Plumsea Law Group, LLC; Mark E. Duell

(57) **CLAIM**

The ornamental design for a vehicle fender, as shown and described.

DESCRIPTION

FIG. 1 is a frontal perspective view of a vehicle fender showing our new design;

FIG. 2 is a top plan view thereof;

FIG. 3 is a side elevational view thereof;

FIG. 4 is a rear elevational view thereof;

FIG. 5 is a frontal perspective view of another embodiment of the vehicle fender showing a right-hand version thereof;

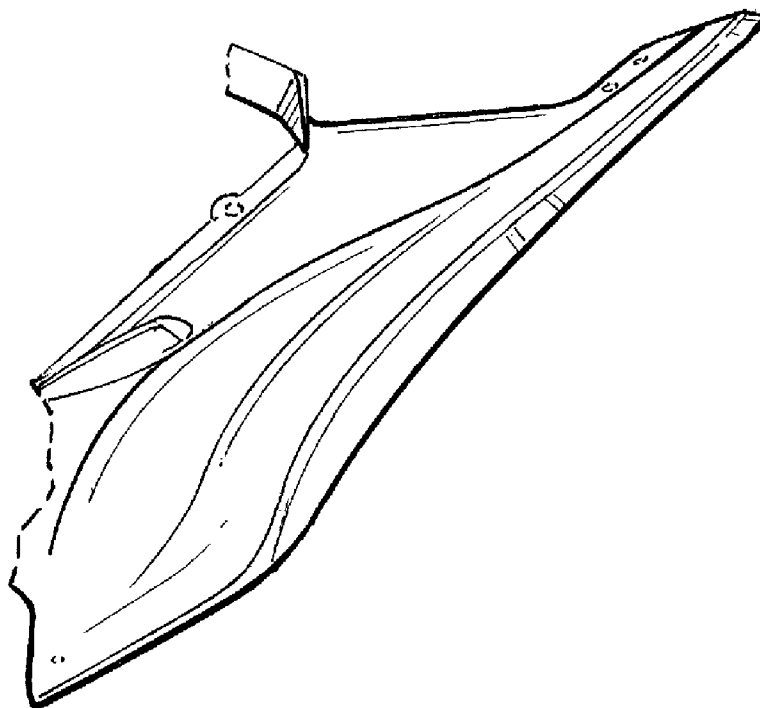
FIG. 6 is a top plan view thereof;

FIG. 7 is a side elevational view thereof; and,

FIG. 8 is a rear elevational view thereof.

The heavy broken lines denote a boundary of the claimed design and form no part thereof. The broken line showings of the circles and triangular element within the claim boundaries form no part of the claimed design.

1 Claim, 4 Drawing Sheets



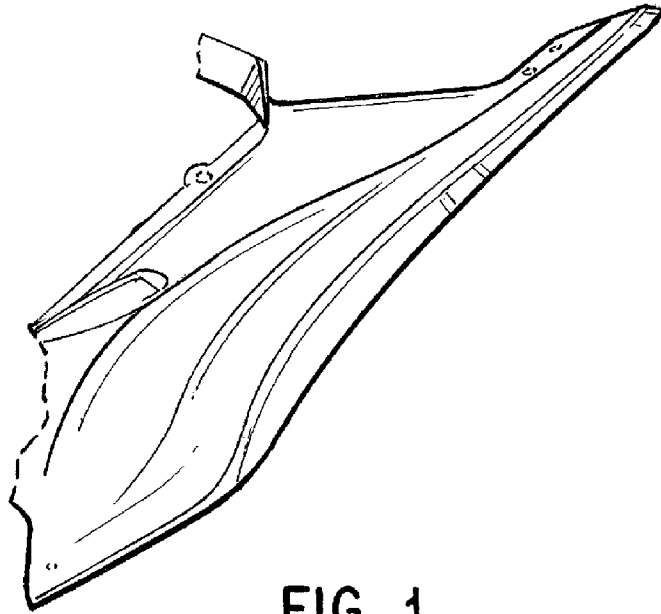


FIG. 1

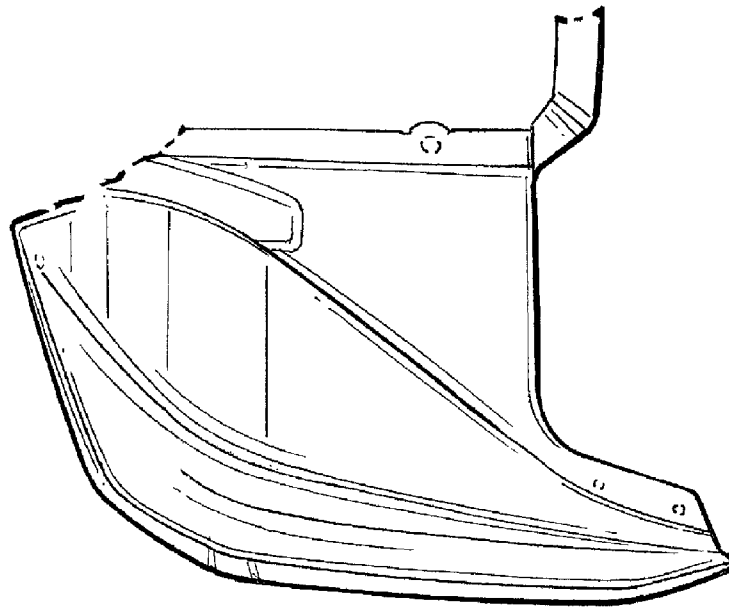


FIG. 2

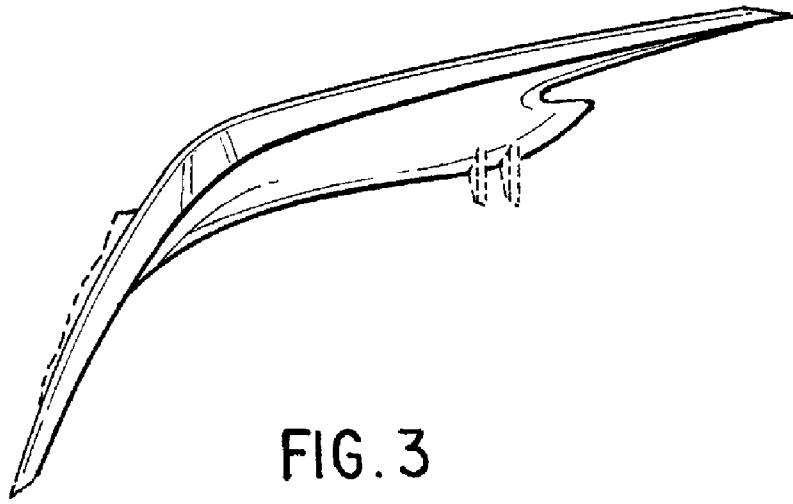


FIG. 3

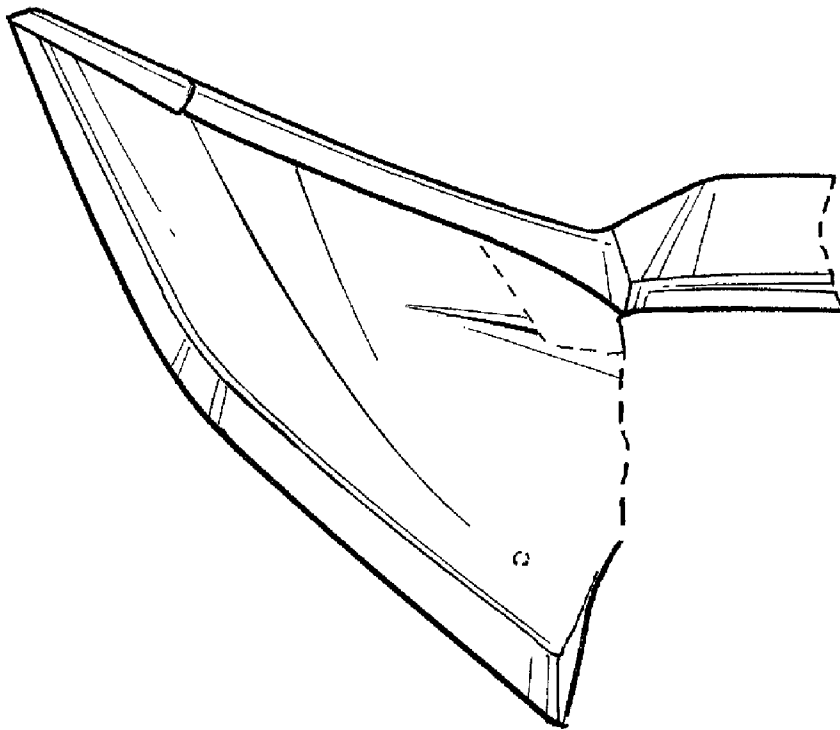


FIG. 4

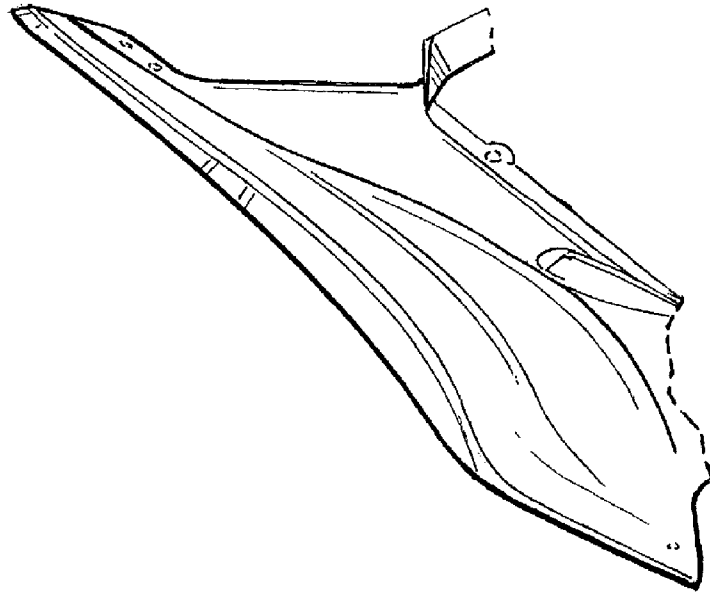


FIG. 5

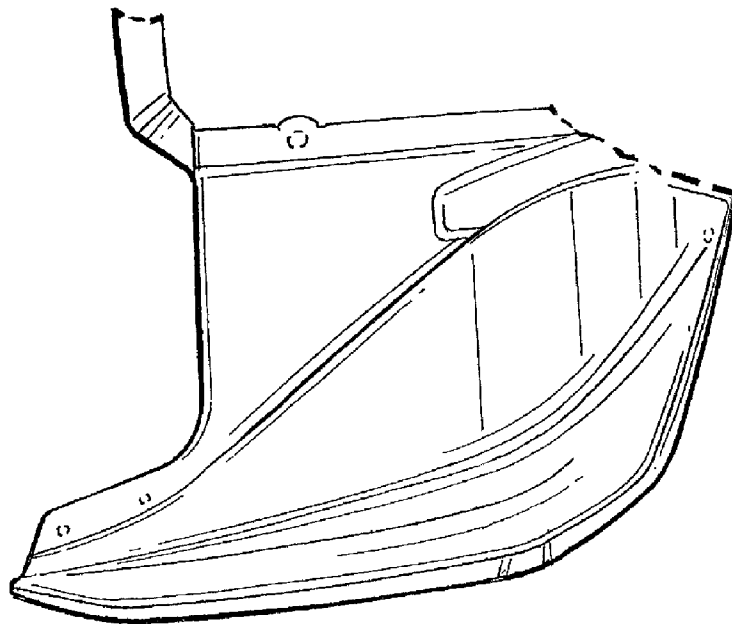


FIG. 6

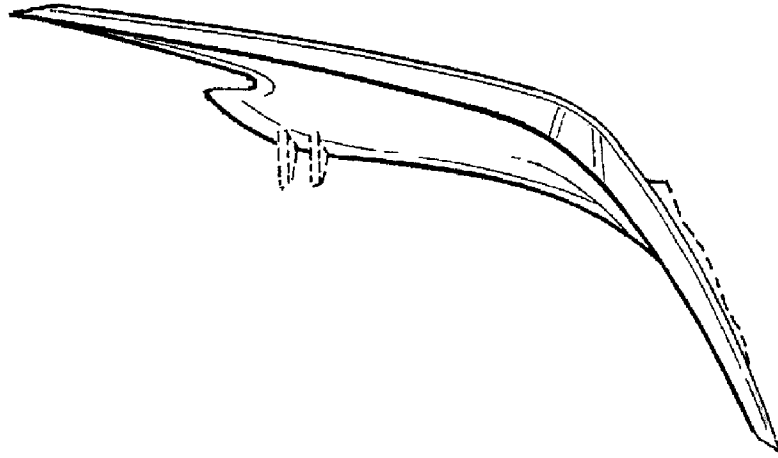


FIG. 7

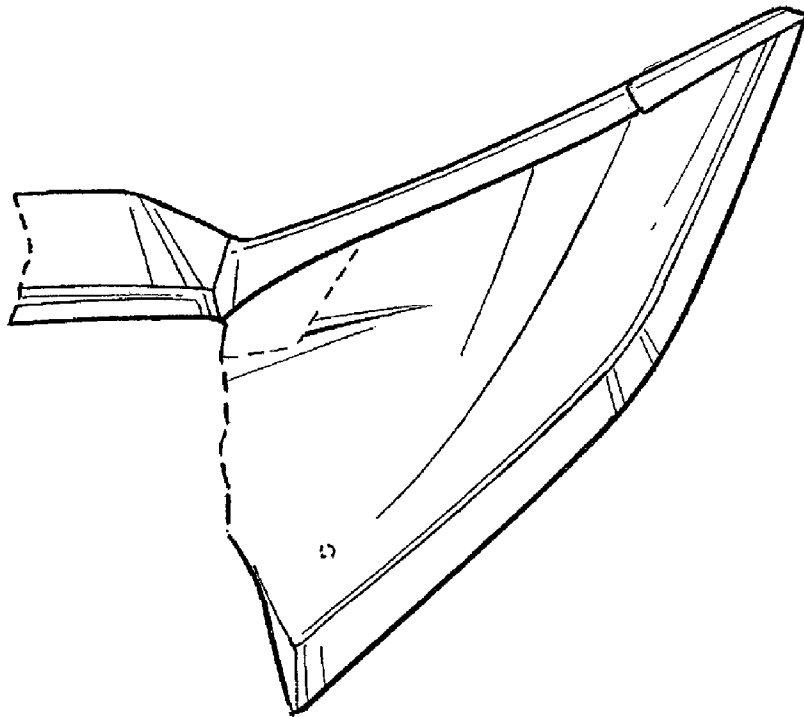


FIG. 8

UNITED STATES PATENT AND TRADEMARK OFFICE
CERTIFICATE OF CORRECTION

PATENT NO. : Des. 592,575 S
APPLICATION NO. : 29/281537
DATED : May 19, 2009
INVENTOR(S) : Anthony M. Schroeder et al.

Page 1 of 1


It is certified that error appears in the above-identified patent and that said Letters Patent is hereby corrected as shown below:

On the title page item (73) Assignee: "Honda Motor Ltd., Ltd." is replaced with

--Honda Motor Co., Ltd.--

Signed and Sealed this

Eighth Day of June, 2010

A handwritten signature in black ink that reads "David J. Kappos". The signature is written in a cursive, flowing style.

David J. Kappos
Director of the United States Patent and Trademark Office