



US00D487519S

(12) **United States Design Patent**
Staubach et al.

(10) **Patent No.:** **US D487,519 S**

(45) **Date of Patent:** **** Mar. 9, 2004**

(54) **PUBLIC UTILITY STRUCTURE**

D438,635 S * 3/2001 Da Costa D25/1

(75) Inventors: **Helmut Staubach**, Berlin (DE); **Uwe Kuckertz**, Berlin (DE)

* cited by examiner

(73) Assignee: **Wall Akteingesellschaft**, Berlin (DE)

Primary Examiner—Doris Clark

(**) Term: **14 Years**

(74) *Attorney, Agent, or Firm*—Paul Vincent

(21) Appl. No.: **29/172,445**

(57) **CLAIM**

(22) Filed: **Dec. 12, 2002**

The ornamental design for the public utility structure, as shown.

Related U.S. Application Data

DESCRIPTION

(62) Division of application No. 29/156,636, filed on Mar. 6, 2002, now Pat. No. Des. 473,951.

FIG. 1 shows a plan view of the public utility structure in accordance with the invention;

(30) **Foreign Application Priority Data**

Sep. 7, 2001 (DE) 401 07 970

FIG. 2 shows a left-side view of the public utility structure in accordance with FIG. 1.

(51) **LOC (7) Cl.** **25-02**

FIG. 3 shows a front view of the public utility structure in accordance with FIGS. 1 and 2;

(52) **U.S. Cl.** **D25/56; D25/1**

(58) **Field of Search** D25/1, 56; 52/90.1, 52/91.3, 93.1, 93.2, 79.1; 135/90, 907, 908

FIG. 4 shows a right-side view of the public utility structure in accordance with FIGS. 1, 2 and 3; and,

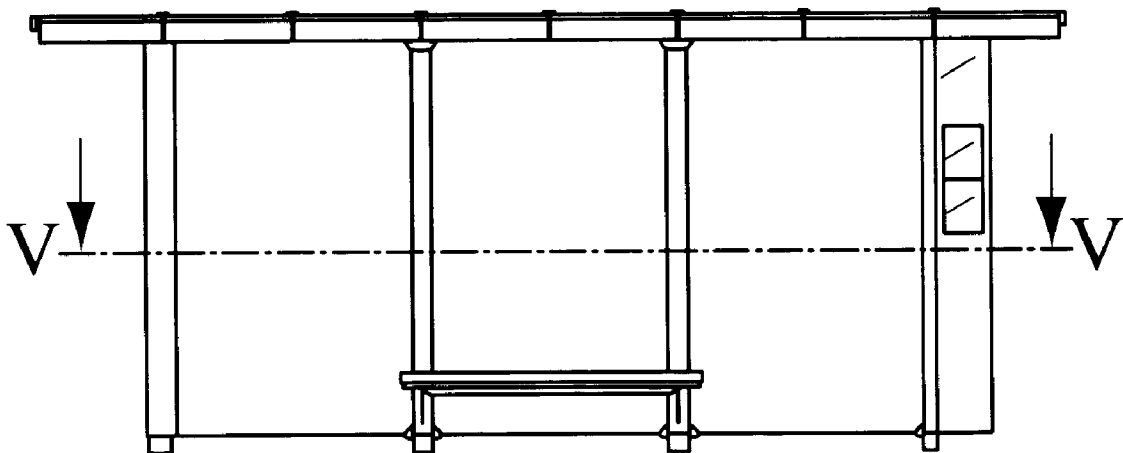
FIG. 5 is a cross-sectional view taken along V—V of FIG. 3.

(56) **References Cited**

U.S. PATENT DOCUMENTS

D406,352 S * 3/1999 Kleihues D25/1

1 Claim, 1 Drawing Sheet



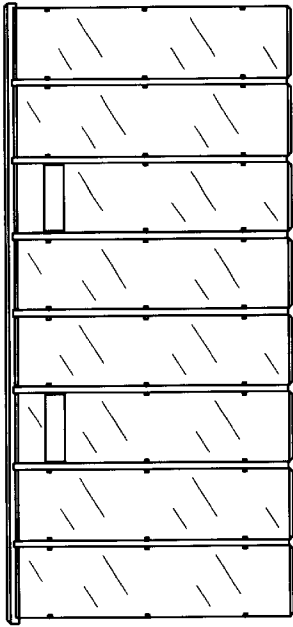


Fig. 1

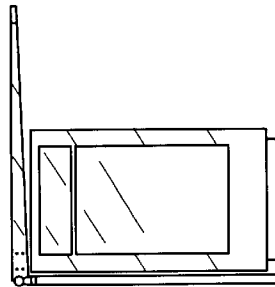


Fig. 2

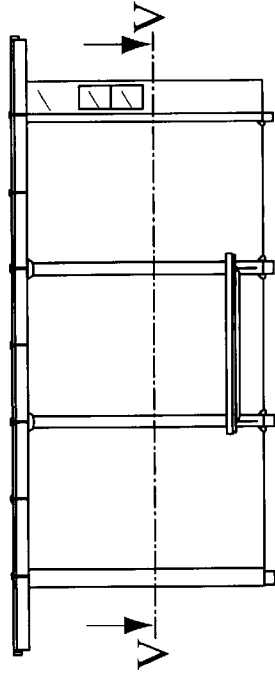


Fig. 3

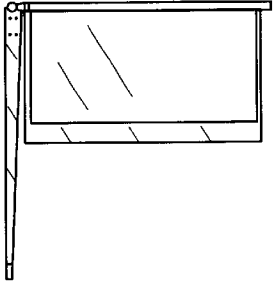


Fig. 4

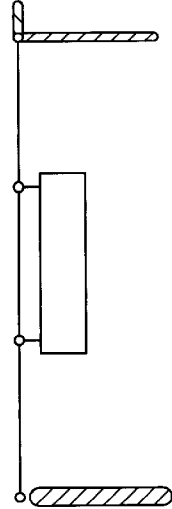


Fig. 5