



US00D356366S

# United States Patent [19]

[11] Patent Number: **Des. 356,366**

**Denapoli**

[45] Date of Patent: **\*\* Mar. 14, 1995**

[54] **COMBINED SELF-CLOSING TOILET SEAT AND RELEASE HANDLE**

[76] Inventor: **John Denapoli**, 5114 W. East La., McHenry, Ill. 60050

[\*\*] Term: **14 Years**

[21] Appl. No.: **6,928**

[22] Filed: **Apr. 9, 1993**

[52] U.S. Cl. .... **D23/311**

[58] Field of Search ..... **D23/295-313;**  
4/246.1

[56] **References Cited**

**U.S. PATENT DOCUMENTS**

D. 222,258	10/1971	Harrison	.....	D23/312
D. 231,459	4/1974	Levitan et al.	.....	D23/312
4,195,372	4/1980	Farina	.....	4/246.1 X
4,491,989	1/1985	McGrail	.....	
4,512,046	4/1983	Riggle	.....	4/246.1 X
4,707,870	11/1987	Glassco et al.	.....	4/237 X
4,805,246	2/1989	DeVargas et al.	.....	4/246.1

4,839,928	6/1989	Probasco	.....	4/246.1
4,951,325	8/1990	Tack	.....	4/246.1
4,995,120	2/1991	Tager	.....	4/253
5,222,260	6/1993	Piper	.....	4/246.1
5,279,000	1/1994	Mercier et al.	.....	4/246.1 X

*Primary Examiner*—James R. Largen  
*Attorney, Agent, or Firm*—Terry M. Gernstein

[57] **CLAIM**

The ornamental design for a combined self-closing toilet seat and release handle, as shown and described.

**DESCRIPTION**

FIG. 1 is a bottom, front and right side perspective view of a combined self-closing toilet seat and release handle showing my new design;

FIG. 2 is a bottom plan view thereof;

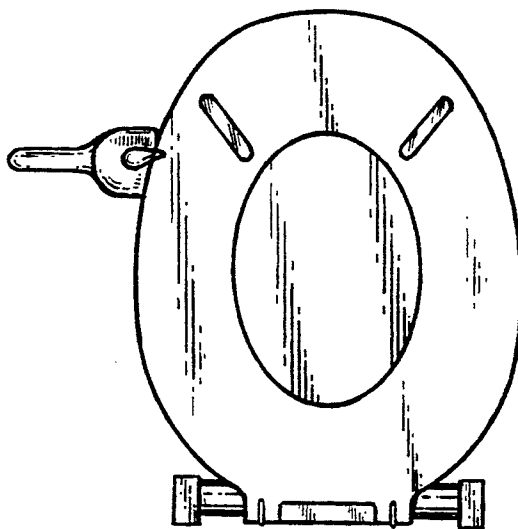
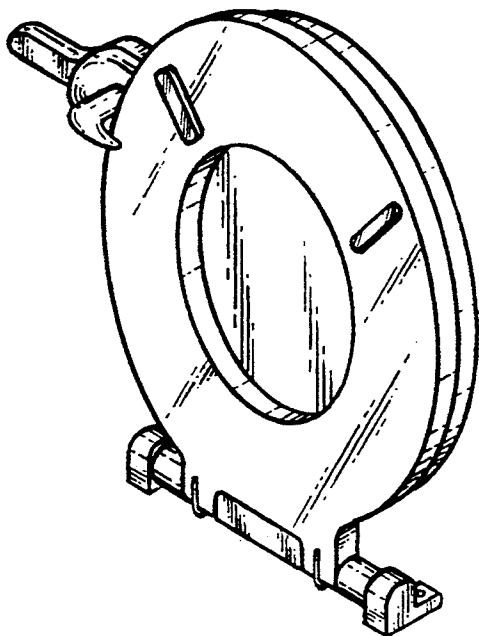
FIG. 3 is a top plan view thereof;

FIG. 4 is a side elevational view thereof;

FIG. 5 is a side elevational view thereof;

FIG. 6 is a front elevational view thereof; and,

FIG. 7 is a rear elevational view thereof.



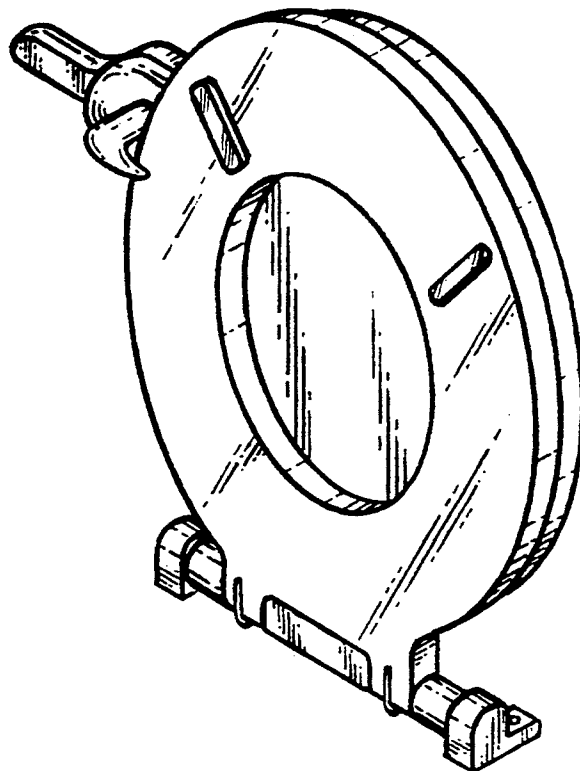


FIG. 1

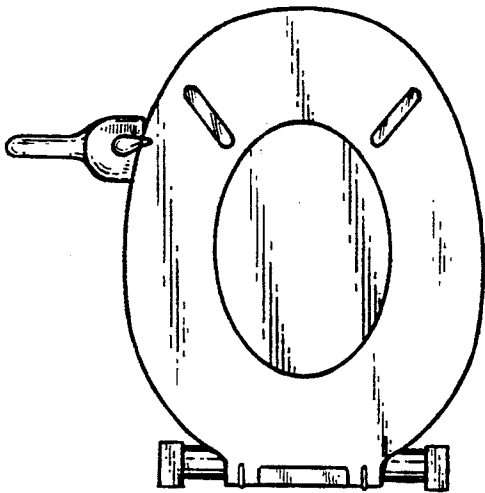


FIG. 2

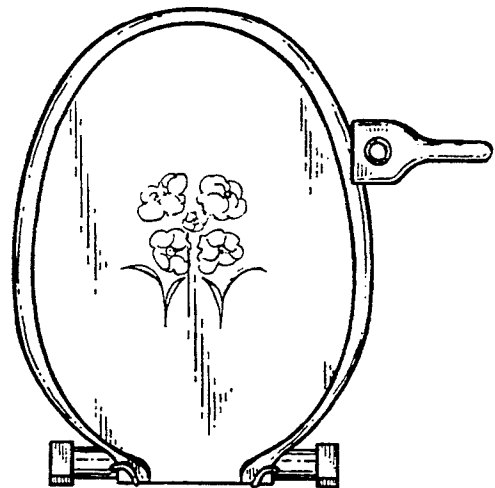


FIG. 3




FIG. 4




FIG. 5




FIG. 6

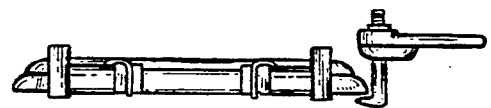


FIG. 7