



US00D700960S

(12) **United States Design Patent**  
**Holt**

(10) **Patent No.:** **US D700,960 S**

(45) **Date of Patent:** **\*\* Mar. 11, 2014**

(54) **SPRAY CAN PAINT TESTER STATION**

(76) Inventor: **G. Gary Holt**, Talbott, TN (US)

(\*\*) Term: **14 Years**

(21) Appl. No.: **29/403,203**

(22) Filed: **Oct. 3, 2011**

(51) **LOC (10) Cl.** ..... **23-04**

(52) **U.S. Cl.**  
USPC ..... **D23/364**

(58) **Field of Classification Search**  
USPC ..... D15/13, 10; D25/141, 138, 199;  
D23/364, 225, 363; 73/865.9; 55/315,  
55/320, 356, 364, 385.2, 471-473, 483,  
55/496, 497, 521; 454/64, 65  
See application file for complete search history.

(56) **References Cited**

**U.S. PATENT DOCUMENTS**

D272,981 S *	3/1984	Justice	.....	D8/16
D281,619 S *	12/1985	Eneroth et al.	.....	D25/58
D307,698 S *	5/1990	Bonie	.....	D8/14
5,090,136 A *	2/1992	Hunt et al.	.....	34/218
D378,125 S *	2/1997	Vannier	.....	D23/364
D405,198 S *	2/1999	St. Louis	.....	D25/138

6,533,654 B2 *	3/2003	DeRegge	.....	454/52
D646,752 S *	10/2011	Krayer et al.	.....	D23/225
8,152,607 B2 *	4/2012	Carrig	.....	454/63
D663,381 S *	7/2012	Parmley	.....	D23/225
2002/0119254 A1 *	8/2002	DeRegge	.....	427/421

\* cited by examiner

*Primary Examiner* — Mark Goodwin

(74) *Attorney, Agent, or Firm* — Pitts & Lake, P.C.

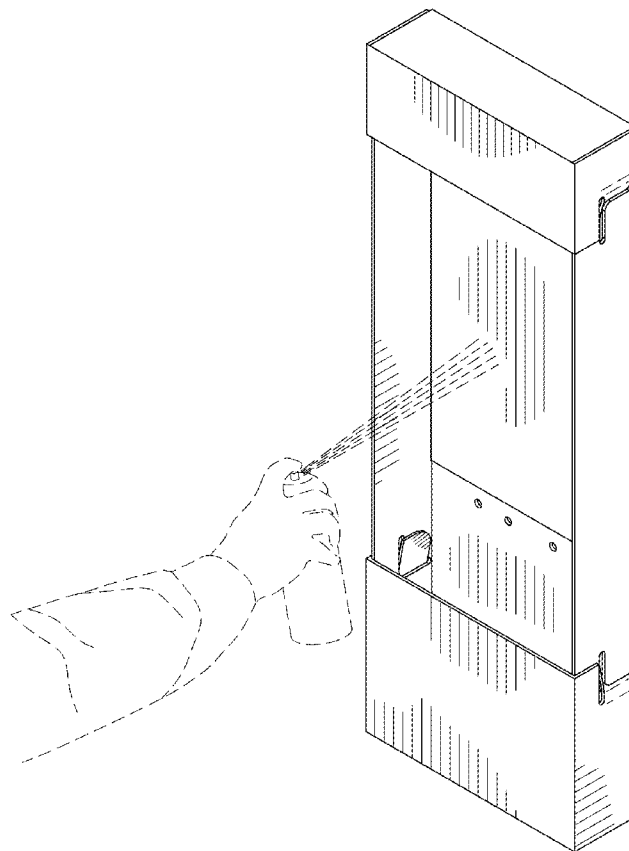
(57) **CLAIM**

I claim the ornamental design for a spray can paint tester station, as shown and described.

**DESCRIPTION**

FIG. 1 is a perspective view of the design of the present invention for a spray can paint tester station; FIG. 2 is a front elevation view of the invention of FIG. 1; FIG. 3 is a rear elevation view of the invention of FIG. 1; FIG. 4 is a left side elevation view of the invention of FIG. 1, the right side elevation view being a mirror image thereof; FIG. 5 is a top plan view of the invention of FIG. 1; and, FIG. 6 is a bottom plan view of the invention of FIG. 1. The broken line showing of an arm using a spray can is included for purpose of illustrating environmental structure only and forms no part of the claimed design.

**1 Claim, 5 Drawing Sheets**



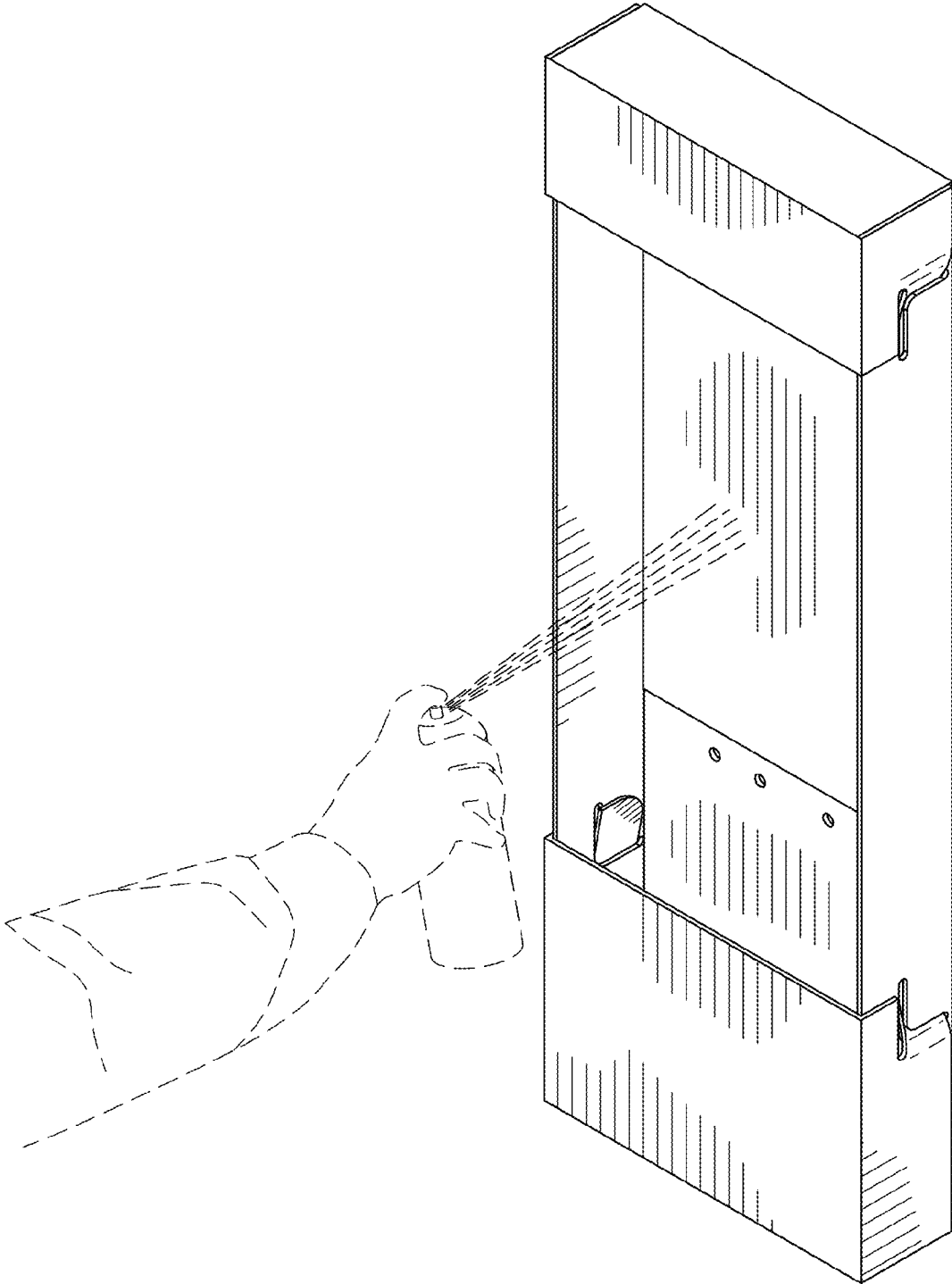


Fig. 1




Fig. 2




Fig. 3

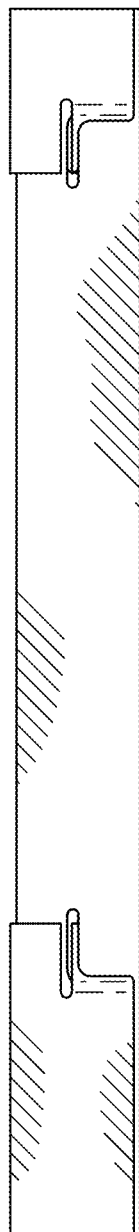


Fig. 4




Fig.5




Fig.6