



US00D501898S

(12) **United States Design Patent** (10) **Patent No.:** **US D501,898 S**
Rutherford et al. (45) **Date of Patent:** **** Feb. 15, 2005**

(54) **ANGEL TOY**

(76) Inventors: **Ryan Rutherford**, c/o JW Pet Company, Inc., 1 United La., Teterboro, NJ (US) 07608; **Jonathan Willinger**, c/o JW Pet Company, Inc., 1 United La., Teterboro, NJ (US) 07608

(**) **Term:** **14 Years**

(21) **Appl. No.:** **29/208,978**

(22) **Filed:** **Jul. 8, 2004**

Related U.S. Application Data

(62) Division of application No. 29/198,976, filed on Feb. 6, 2004, now Pat. No. Des. 496,077.

(51) **LOC (7) Cl.** **21-01**

(52) **U.S. Cl.** **D21/623; D21/630**

(58) **Field of Search** D21/621, 623, D21/630, 627, 594, 593; D11/160; 446/268, 369, 316, 317, 355; D30/160

(56) **References Cited**

U.S. PATENT DOCUMENTS

1,644,317 A	10/1927	Wiley	
2,968,121 A	1/1961	Pearson, Jr.	
D195,857 S	8/1963	Ferber	
D210,736 S	4/1968	Tomko	
D226,773 S	4/1973	Ehreuelck	
D250,052 S	10/1978	Salt et al.	
D264,198 S	5/1982	Leeds	
D269,534 S	6/1983	Garth	
D271,405 S	11/1983	Helein	
D271,598 S	11/1983	Helein	
D285,545 S	9/1986	Crouch	
D287,987 S	1/1987	Colclasure	
D292,302 S	* 10/1987	Hale D21/577
D292,812 S	11/1987	Zacherle	
D292,816 S	11/1987	Zacherle	
D297,251 S	8/1988	Gamazo-Canella	
D297,749 S	9/1988	Rodis-Jamero	
D300,335 S	* 3/1989	Colclasure D21/623

D300,336 S	3/1989	Colclasure	
D304,478 S	11/1989	Fuist	
D304,480 S	* 11/1989	Fuist D21/630
D311,045 S	10/1990	Colclasure	
D312,287 S	* 11/1990	Kolton D21/628
D315,760 S	* 3/1991	Thomson et al. D21/418
D317,027 S	5/1991	Fegan	
D321,541 S	11/1991	Ayon	
D324,087 S	2/1992	Crider	
D331,084 S	11/1992	Vavala	
D340,751 S	10/1993	Jones	
D341,103 S	11/1993	Domenig	
D342,557 S	12/1993	Frick	
6,129,606 A	10/2000	Yuen	
D442,650 S	5/2001	Allen	
D445,468 S	7/2001	Lipper	
D449,014 S	10/2001	Perse	
D459,414 S	6/2002	Cash	
2002/0094750 A1	7/2002	Perse	

* cited by examiner

Primary Examiner—Lucy Lieberman
(74) *Attorney, Agent, or Firm*—Katten Muchin Zavis Rosenman


(57) **CLAIM**

The ornamental design for angel toy, as shown and described.

DESCRIPTION

FIG. 1 is a perspective view of an angel toy showing our new design;
FIG. 2 is a front elevation thereof;
FIG. 3 is a rear elevation thereof;
FIG. 4 is a left side elevation thereof;
FIG. 5 is a right side elevation thereof;
FIG. 6 is a top view thereof; and,
FIG. 7 is a bottom view thereof, the portion in dotted lines representing no part of the claimed invention.
The broken lines shown in FIGS. 2, 3, 4, 5 and 7 are for illustrative purposes only and do not form part of the claimed design.

1 Claim, 7 Drawing Sheets






FIG. 1

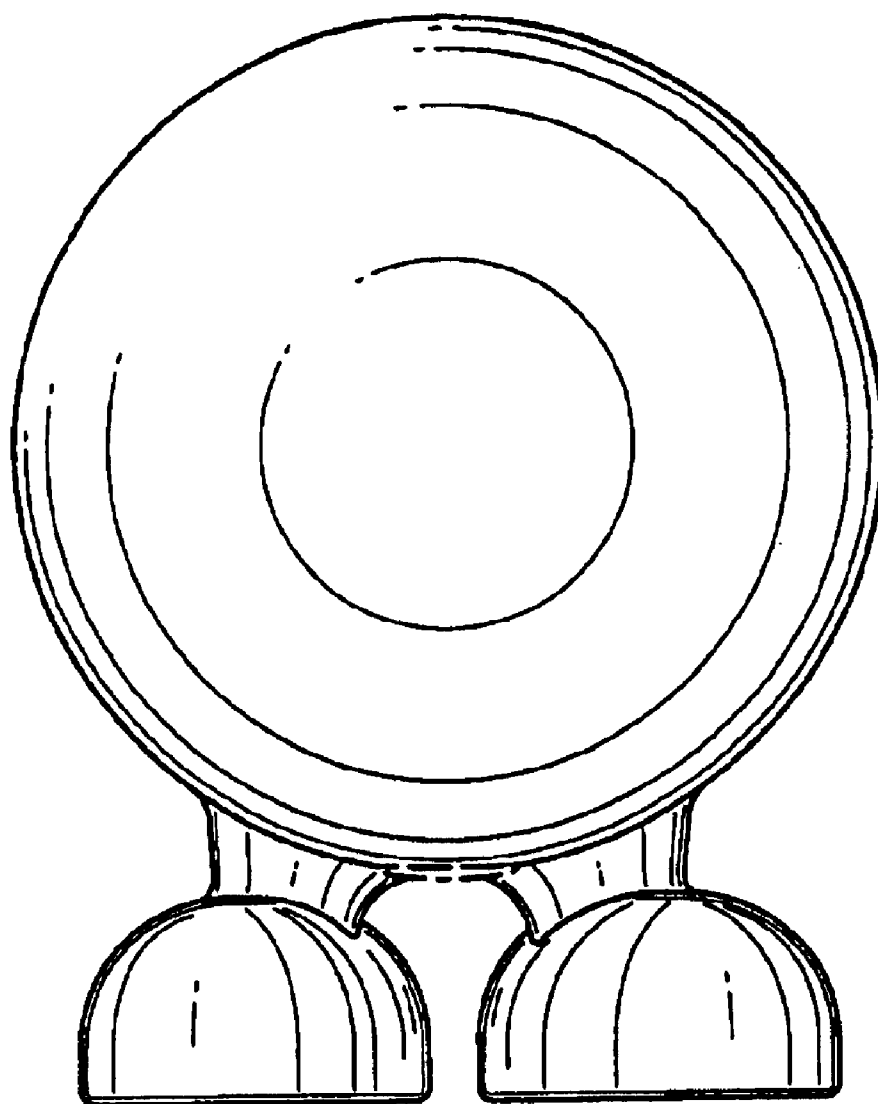


FIG. 2




FIG. 3




FIG. 4

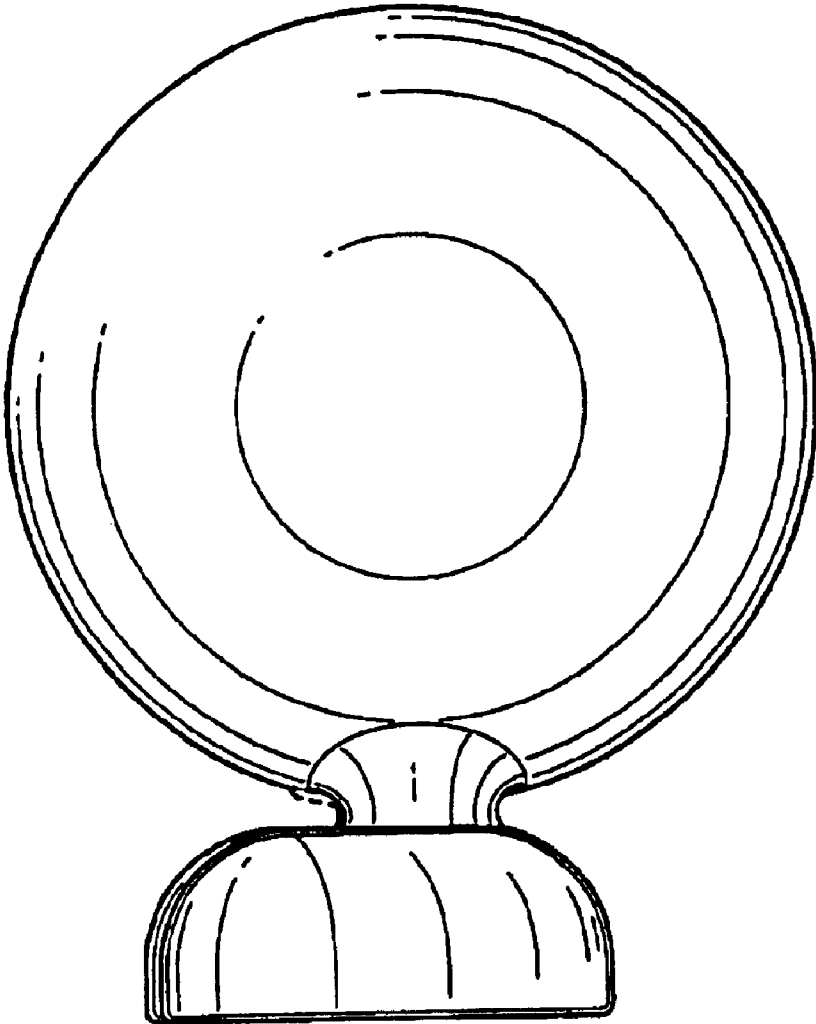


FIG. 5

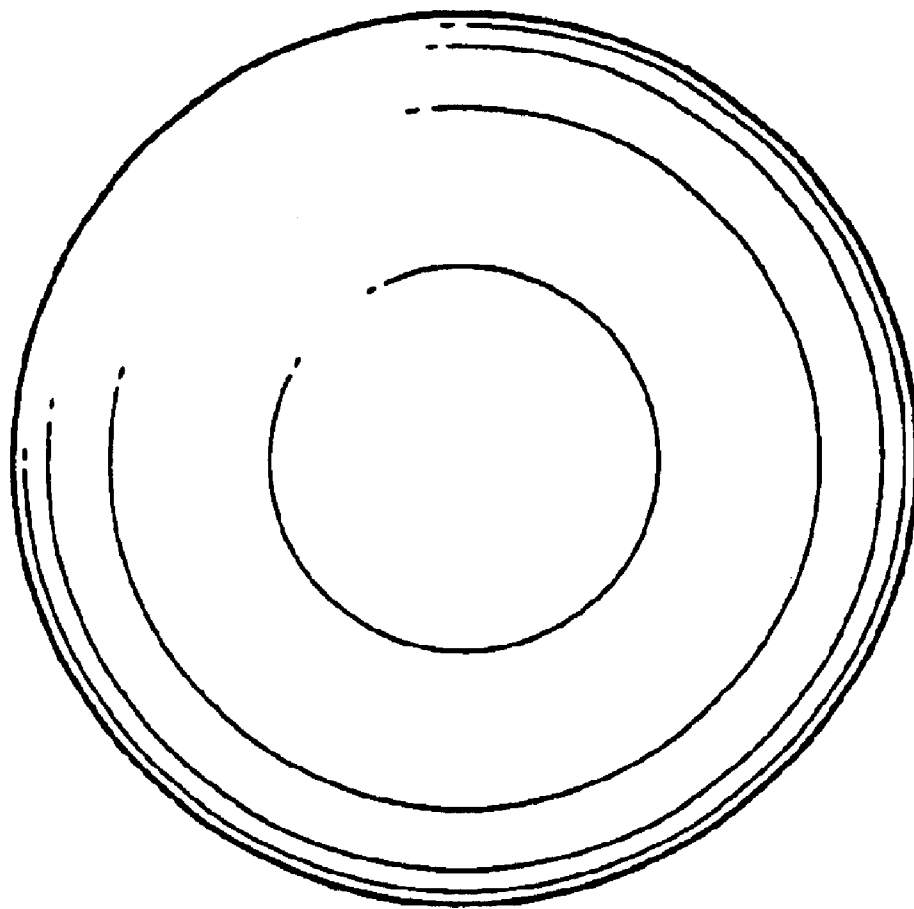


FIG. 6

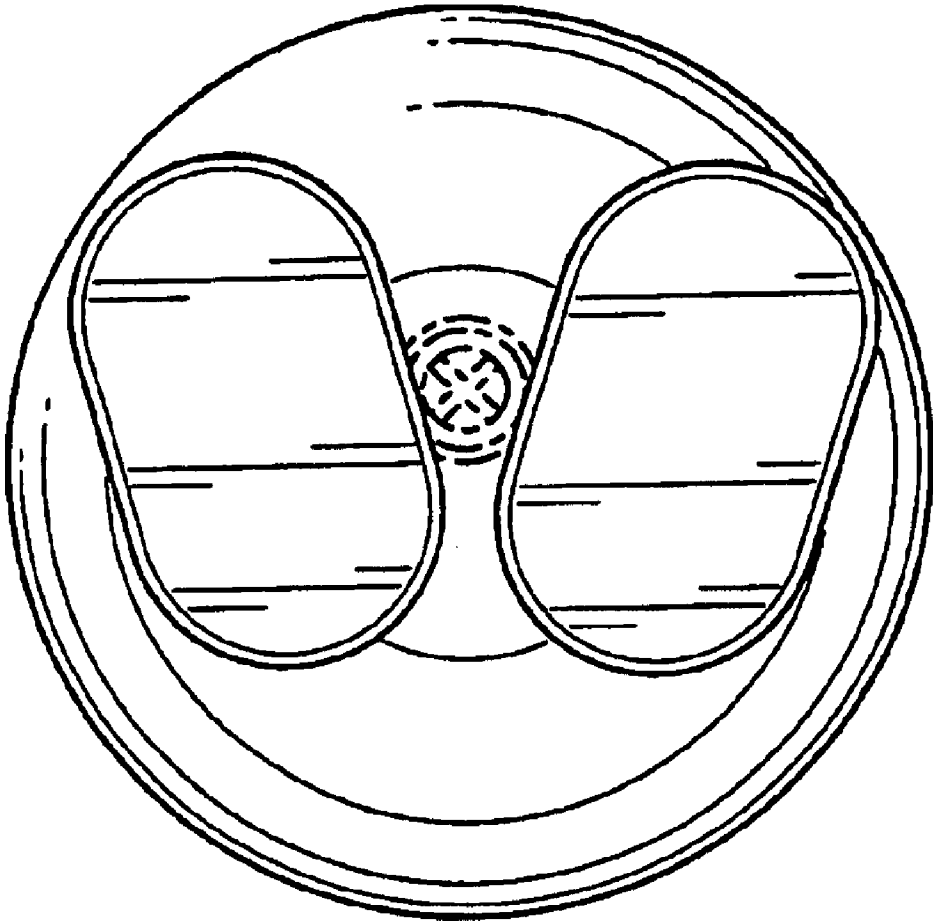


FIG. 7