



US00D408348S

United States Patent [19]
Muniz

[11] **Patent Number:** **Des. 408,348**
[45] **Date of Patent:** ****Apr. 20, 1999**

[54] **HOLDER WITH FLEXIBLE CLIP**

3,164,126 1/1965 Matel et al. 24/557 X

[76] **Inventor:** **Ralph Muniz, 256 S. Robertson Blvd., Suite 3317, Beverly Hills, Calif. 90211-2898**

OTHER PUBLICATIONS

Kwik Clip Brochure, Dec. 18, 1992, no page number, gutter hook, item #300, circled in middle of page.

[**] **Term:** **14 Years**

Primary Examiner—Holly H. Baynham

[21] **Appl. No.:** **29/039,363**

[57] **CLAIM**

[22] **Filed:** **May 26, 1995**

The ornamental design for a holder with flexible clip, as shown and described.

[51] **LOC (6) CL** **12-16**

DESCRIPTION

[52] **U.S. Cl.** **D12/417**

FIG. 1 is a front perspective view showing my new design for a holder with flexible clip;

[58] **Field of Search** **D8/373, 371, 394-396;**

248/205.3; 24/557, 562; D20/43; D12/417, 420

FIG. 2 is a rear perspective view thereof;

FIG. 3 is a front elevational view thereof;

FIG. 4 is a side elevational view thereof with the opposite side being a mirror image thereof;

FIG. 5 is a top plan view thereof; and,

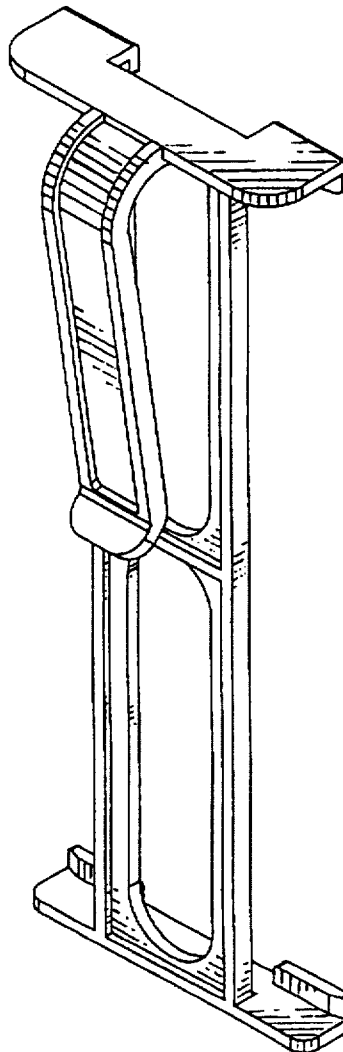
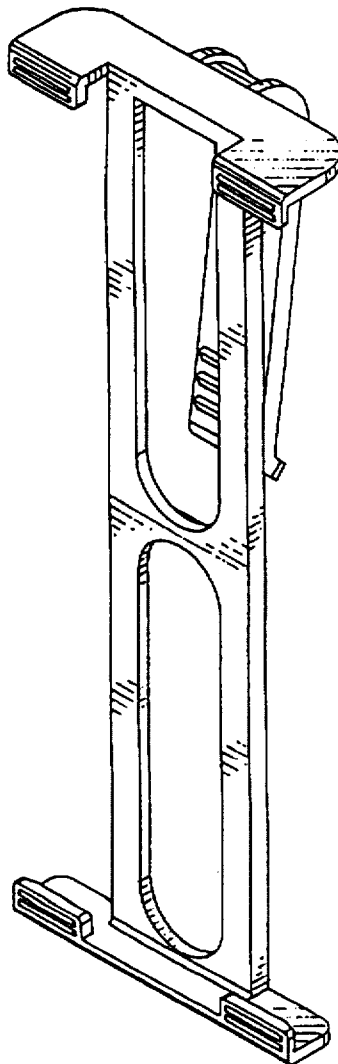
FIG. 6 is a bottom view thereof.

[56] **References Cited**

U.S. PATENT DOCUMENTS

- D. 31,665 10/1899 McKay D8/354 X
- D. 169,550 5/1953 Katz D12/417
- D. 283,300 4/1986 Muramatsu et al. D8/356

1 Claim, 1 Drawing Sheet



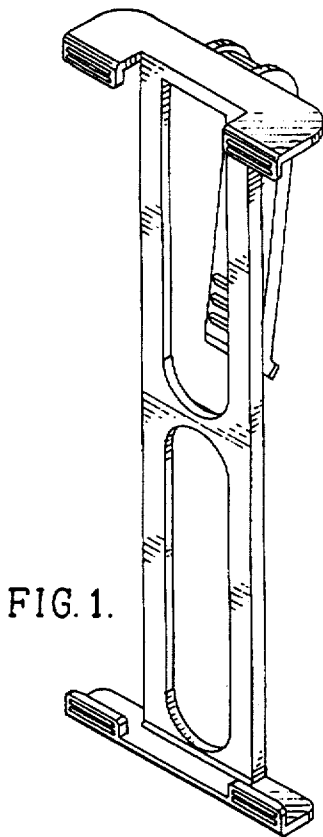


FIG. 1.

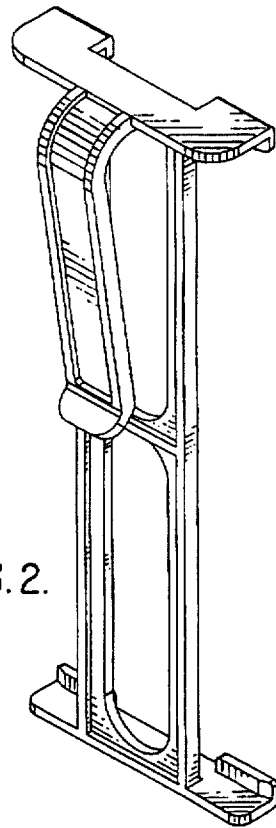


FIG. 2.

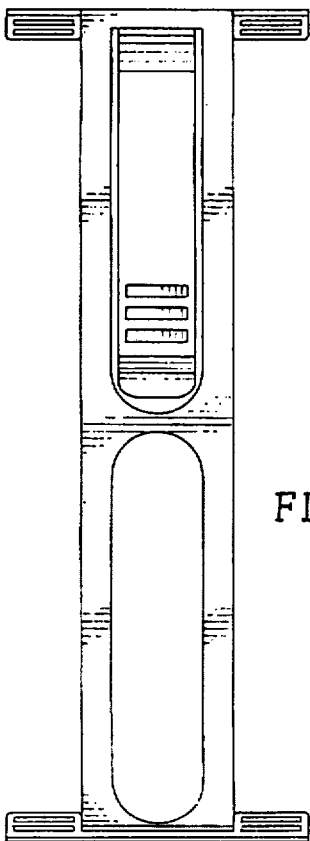


FIG. 3.

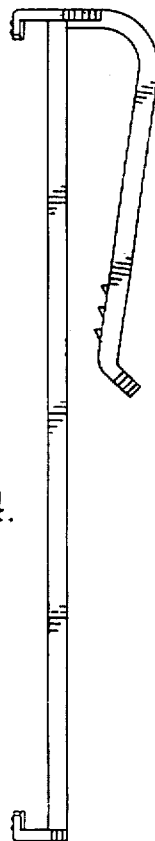


FIG. 4.

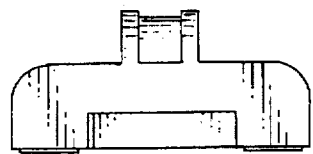


FIG. 5.

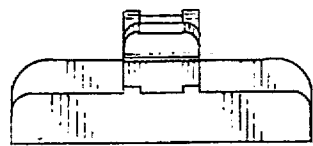


FIG. 6.