

E. M. DEEY.  
Parlor Cooking-Stove.

No. 129,466.

Patented July 16, 1872.

Fig. 3.

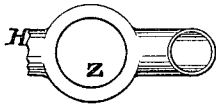


Fig. 1.

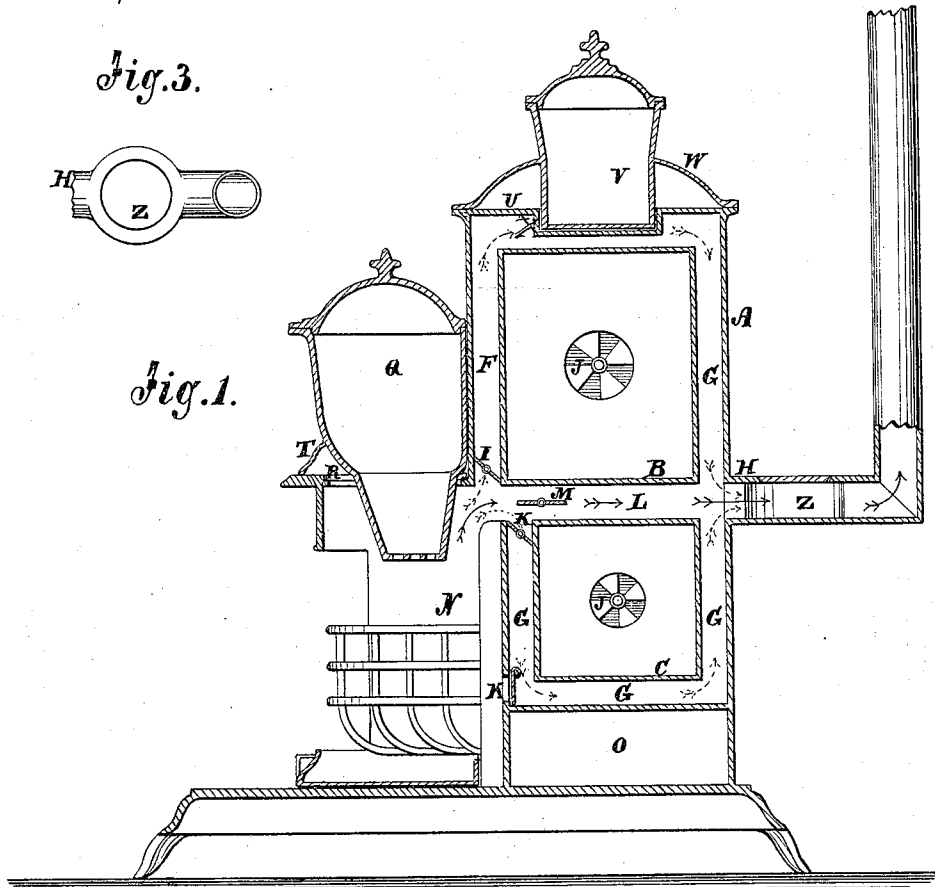
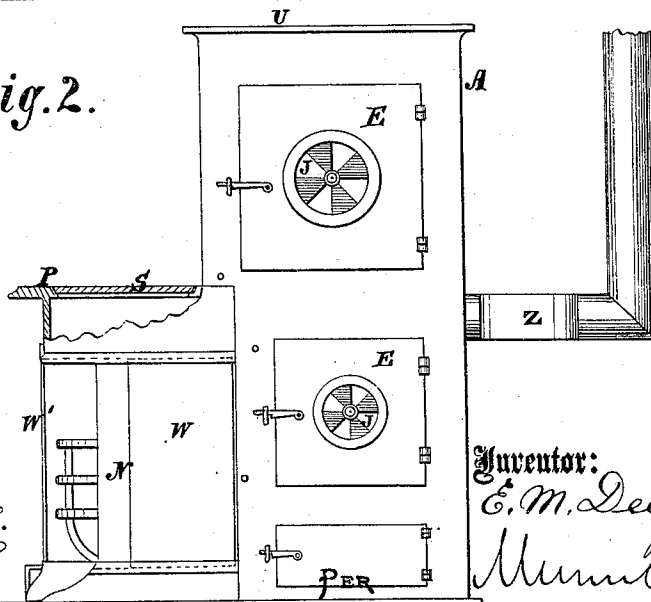


Fig. 2.



Witnesses:

A Bennekenhoff.  
Alex F. Roberts

Inventor:

E. M. Deey  
Munn & Co

Attorneys.

# UNITED STATES PATENT OFFICE.

EDWARD M. DEEY, OF NEW YORK, N. Y.

## IMPROVEMENT IN PARLOR COOKING-STOVES.

Specification forming part of Letters Patent No. 129,466, dated July 16, 1872.

Specification describing a new and Improved Parlor Cook-Stove, invented by EDWARD M. DEEY, M. D., of the city, county, and State of New York.

My present invention consists of a modification of the base-burning open-fire heating stove patented by me February 21, 1871, whereby it may be converted into a parlor heating and cooking stove. The said modification consists, first, in converting the principal portion of the body of the stove into ovens, and an arrangement of flues and dampers therefor for suitably applying the heat at will; also for utilizing the ovens for air-heaters. Second, in an adaptation of the magazine so that it can be readily removed, and its seat converted into a cooking-top something like the cooking-top of an ordinary cook-stove with pot-holes immediately over the fire, whereon the ordinary cooking operations may be performed; third, in a pot-heating attachment to the horizontal part of the pipe behind the stove; and fourth, in a construction of the top plate for heating pots and other cooking utensils, and the urn for vaporizing water to moisten the atmosphere.

Figure 1 is a vertical sectional elevation of my improved stove with the magazine and urn in position as when the stove is used for heating only. Fig. 2 is a side elevation of the said stove divested of the magazine and urn as when used for cooking. Fig. 3 is a plan view of part of the smoke-flue.

Similar letters of reference indicate corresponding parts.

In this case the body A of the stove is made square or rectangular, or in any approximate form to adapt the space within for the application of baking-ovens B C, to which access will be had through doors E at one or both sides; and flues F G are provided for conducting the heat over the upper oven B and under the lower oven C to the smoke-flue H behind, in which flues are dampers I K for preventing the heat from passing through said flues, when required, or for sending it through one only. Between these two ovens is a flue, L, leading direct from the fire-pot N to the smoke-flue, also having a damper, M, and below the lower oven is another small oven or heating-space, O, between the lower wall of the flue G and the bottom of the stove, which

may be utilized for any purpose required, or it may be omitted, as preferred. The doors of the ovens are provided with registers or ventilators J, by which the air may be caused to pass through said ovens when the stove is used for heating purposes only, so that both the side plates of the passages F G may be utilized for radiating the heat of the heat-currents in said passages to heat the air in the room. A passage, K', and a damper therefor are provided to conduct the heat-current from the fire directly to the space under the lower oven in case it may be required to do so. Q is the magazine, which, in this case, I arrange on the top plate R of the fire-pot, so that it can be readily lifted off, when required, to utilize the fire for cooking upon said top plate, whereon I place a cooking-stove cover or top plate of any kind with the ordinary pot-holes, or a large boiler may be set in the hole S without any top plate. As this hole S is required to be larger for these purposes than for the magazine only, I apply an ornamental base-plate, T, to the said magazine, as shown in Fig. 1, to cover the hole and support the magazine. The top plate U will also be used for cooking or boiling, when the urn V and the ornamental top W attached to it are removed; but, instead of having a hole through it, as common for cooking-stoves, to receive the pots, I propose merely to have a depression, X, and have the pot set therein, as the urn in Fig. 1 does, and thus I prevent the escape of gas and smoke into the room, and yet secure the application of a considerable measure of heat to the pot set upon it. I also heat the urn in the same way for vaporizing water. Z represents a widened and flattened portion of the smoke-flue behind the body A of the stove, which I provide with a pot-hole in the top, whereon to heat a tea-kettle or the like, the fire-pot being in this case, as in that of the aforesaid heating-stove patented to me, provided with a grate suited for an open fire and sliding doors W', by which it may be converted into an open fire when required.

My improved stove combines all the requisites of a base-burning open or closed fire heating-stove, readily convertible into a cooking-stove with either open or closed fire, calculated to be much more desirable than other parlor cooking-stoves now in use.

Having thus described my invention, I claim as new and desire to secure by Letters Patent—

1. The body A of a heating-stove having the fire-pot arranged in the front in the manner herein shown, containing the ovens B C with flues F, G, and L, and their appropriate dampers, all combined and arranged substantially as specified.

2. The combination, with the subject-matter of magazine Q, detachably arranged on the stove-top P, and the fire-pot adapted for use as a cooking-top, substantially as specified.

3. The baking-ovens B C of a parlor cook-stove having opposite doors E E, provided with opposite registers J J, as described, so that air may be passed through said ovens when the stove is used only as a heater.

4. The smoke-flue having wide flat portions Z, and pot-holes on top, as described, so that the products of combustion will not come in contact with pot.

EDWARD MORTIMER DEEY.

Witnesses:

GEO. W. MABEE,

ALEX. F. ROBERTS.