



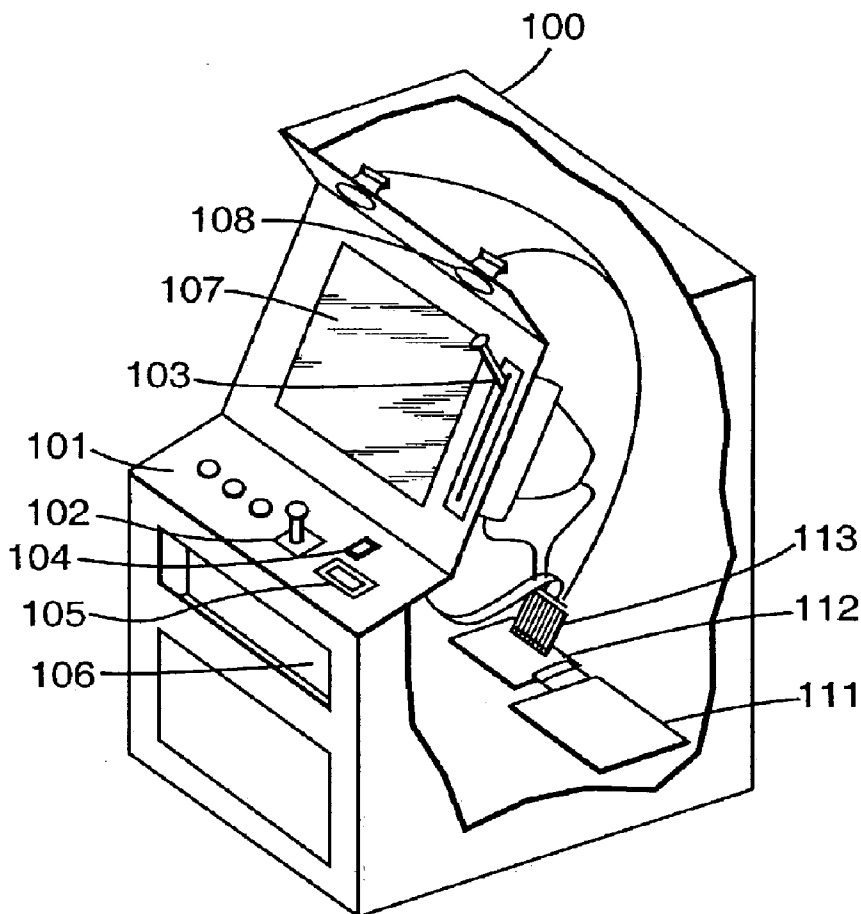
US 20110177867A1

(19) **United States**(12) **Patent Application Publication**
Yoseloff et al.(10) **Pub. No.: US 2011/0177867 A1**(43) **Pub. Date: Jul. 21, 2011**(54) **COMPUTERIZED GAMING SYSTEM,
METHOD AND APPARATUS****Publication Classification**(75) Inventors: **Mark L. Yoseloff**, Henderson, NV
(US); **Mark D. Jackson**, Fort
Collins, CO (US); **Michael G.
Martinek**, Fort Collins, CO (US);
Donald A. Brower, Fort Collins,
CO (US); **John L. DeJournett**,
Greeley, CO (US)(51) **Int. Cl.**
A63F 9/24 (2006.01)(52) **U.S. Cl.** **463/43**(57) **ABSTRACT**

The present invention in various embodiments provides a computerized wagering game method and apparatus that features an operating system kernel, a system handler application that loads and executes gaming program shared objects and features nonvolatile storage that facilitates sharing of information between gaming program objects. The system handler of some embodiments further provides an API library of functions callable from the gaming program objects, and facilitates the use of callback functions on change of data stored in nonvolatile storage. The nonvolatile storage also provides a nonvolatile record of the state of the computerized wagering game, providing protection against loss of the game state due to power loss. The system handler application in various embodiments includes a plurality of device handlers, providing an interface to selected hardware and the ability to monitor hardware-related events.

(73) Assignee: **IGT**, Reno, NV (US)(21) Appl. No.: **13/076,177**(22) Filed: **Mar. 30, 2011****Related U.S. Application Data**

(60) Division of application No. 10/182,469, filed on Jul. 26, 2002, filed as application No. PCT/US2001/007447 on Mar. 8, 2001, which is a continuation-in-part of application No. 09/520,405, filed on Mar. 8, 2000.



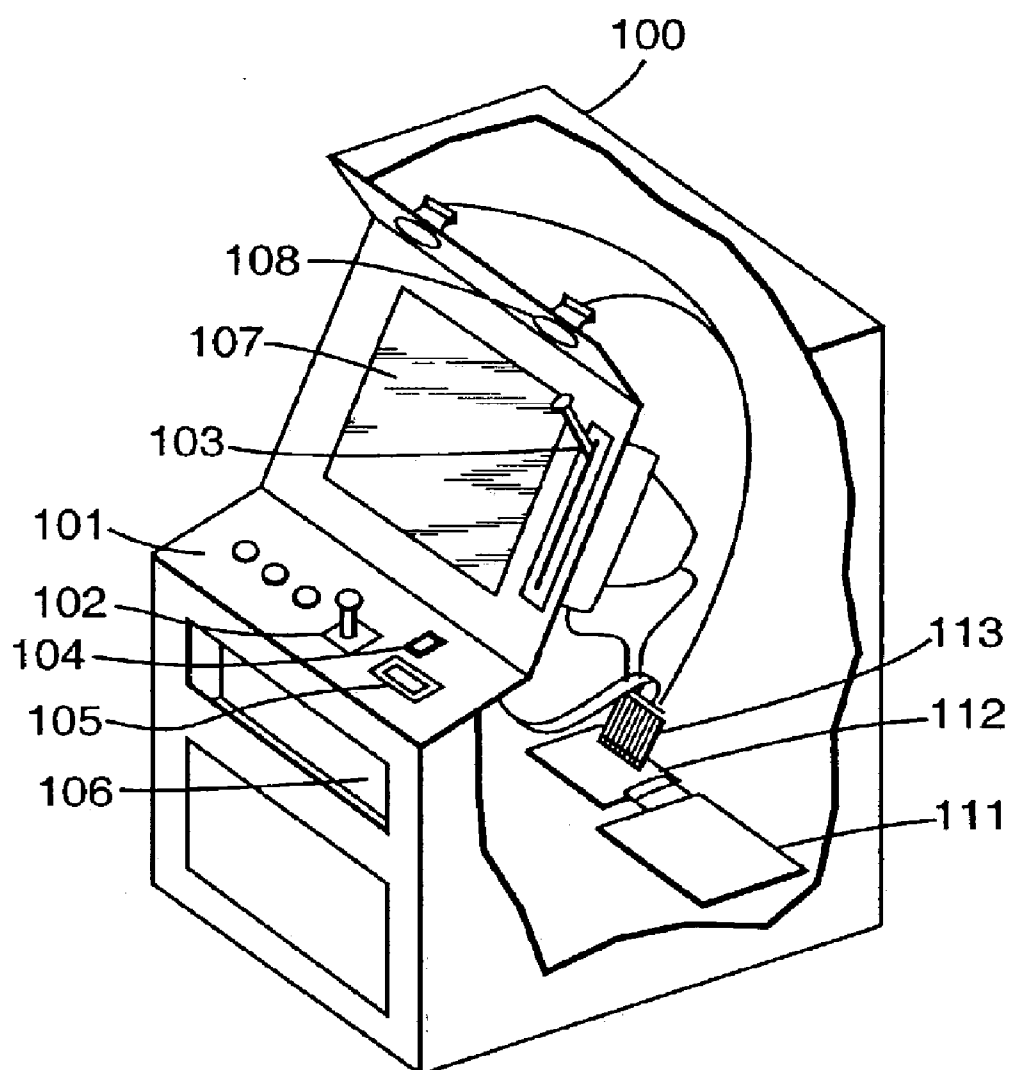


Fig. 1

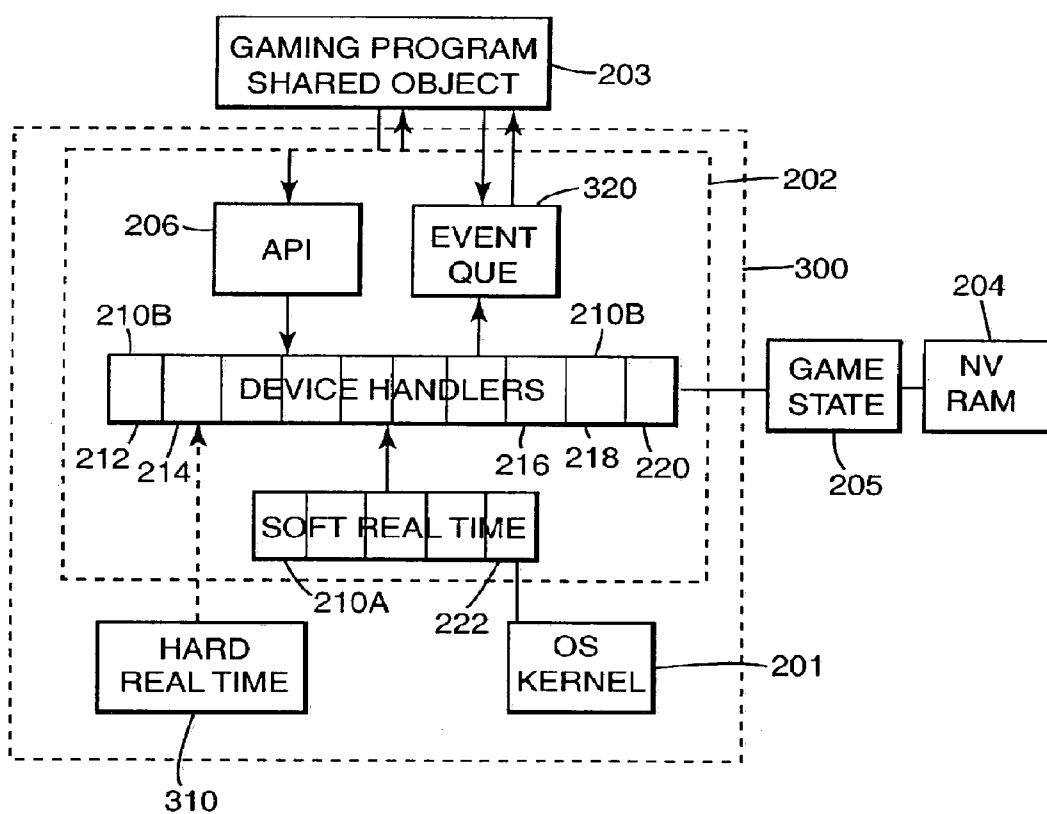


Fig. 2

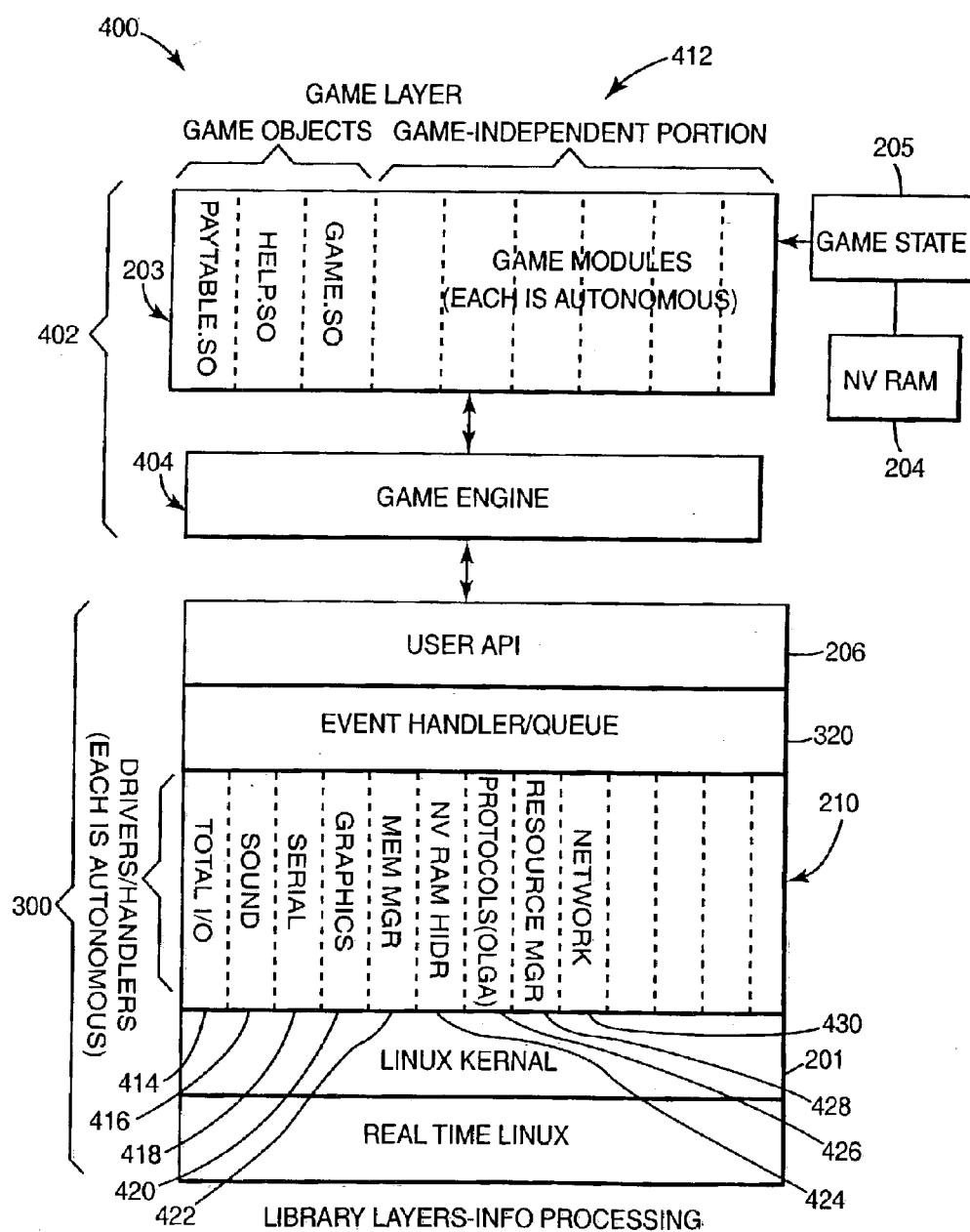
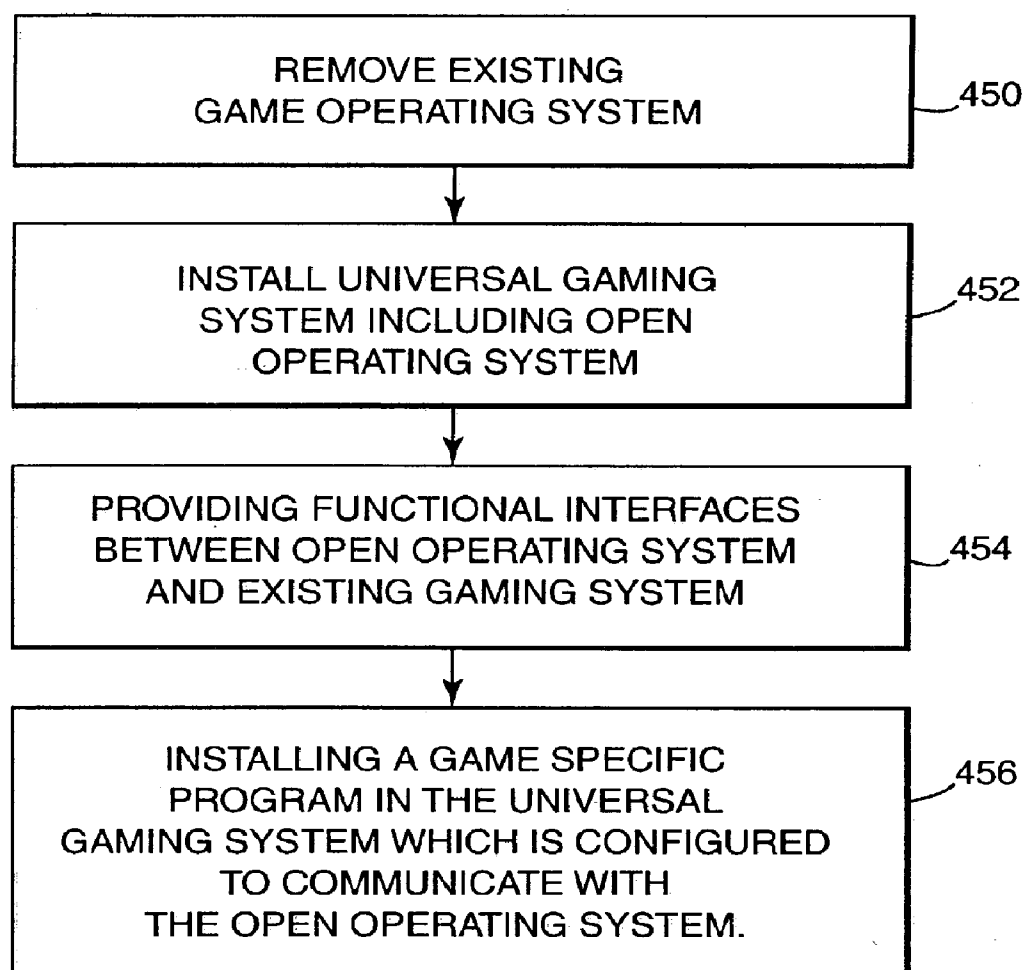


Fig. 3

**Fig. 4**

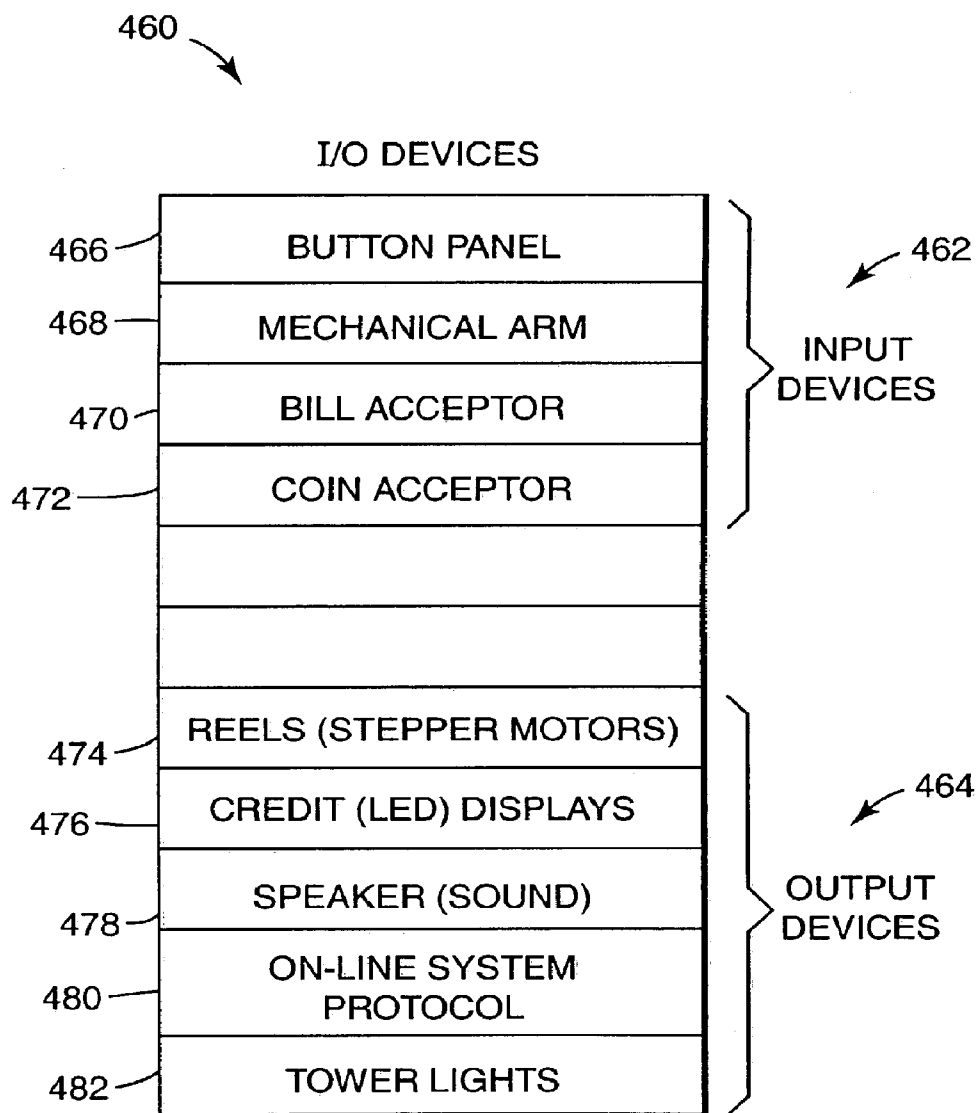
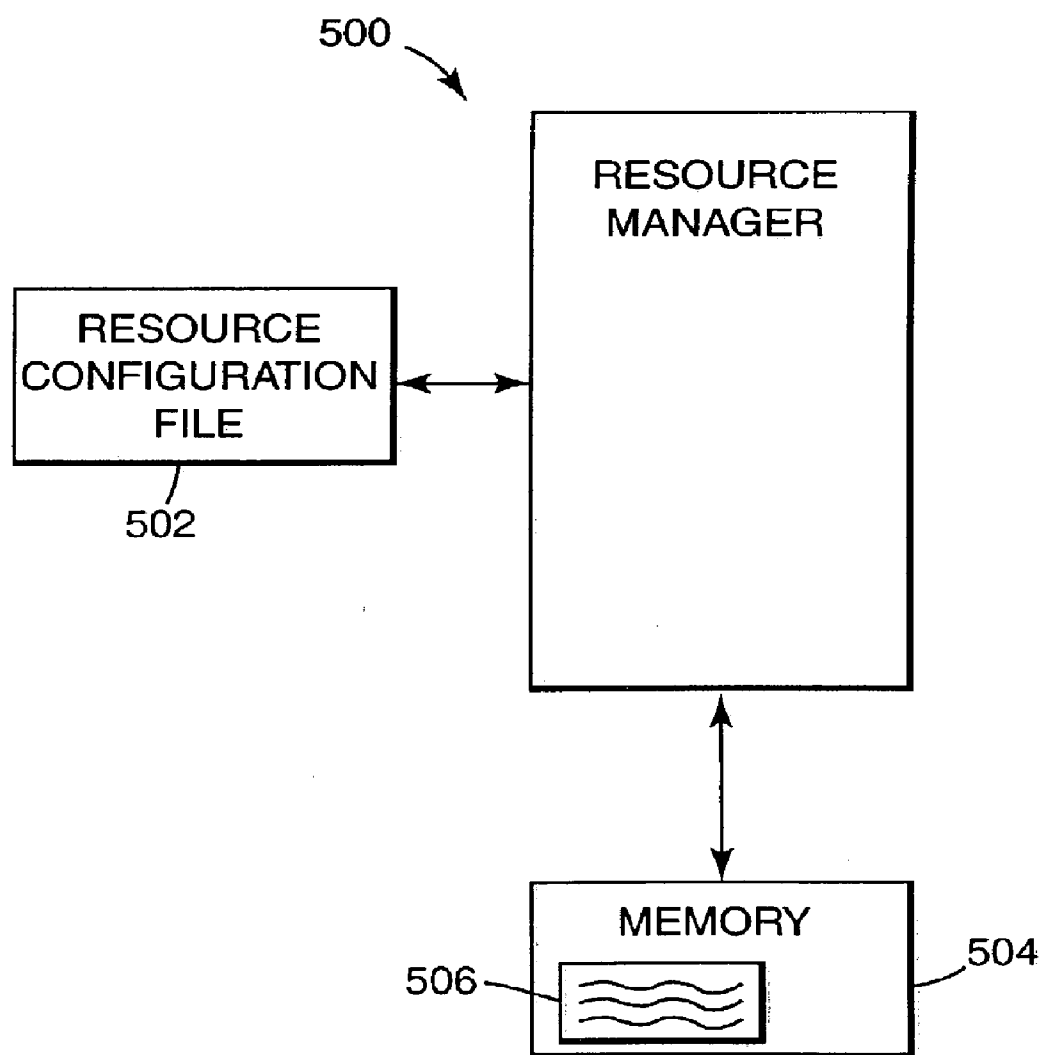


Fig. 5

**Fig. 6**

506

510	PIN 1	R20	512
514	PIN 2	R3	516
518	PIN 3	R38	520
522	PIN 4	R10	524
526	PIN 5	R11	528
530	PIN 6	R12	532
534	PIN 7	R13	536
	:	:	
538	PINN	R51	540

Fig. 7

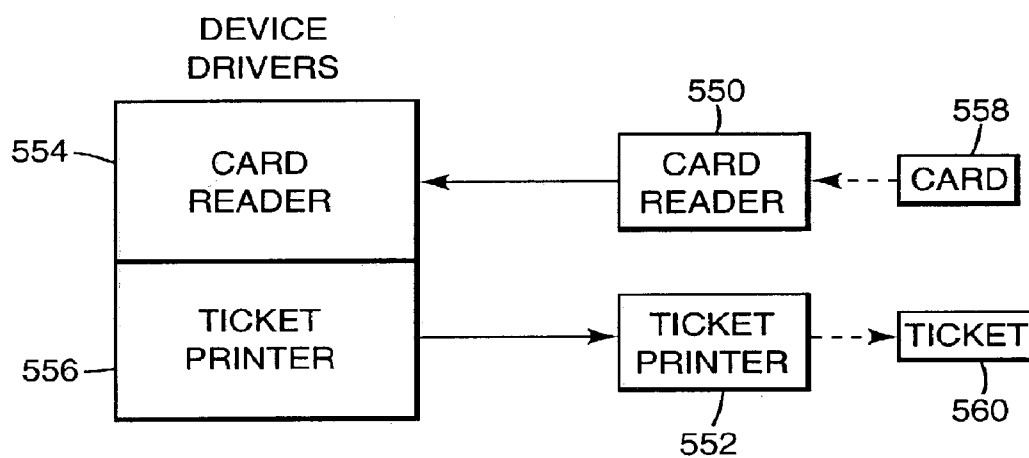


Fig. 8

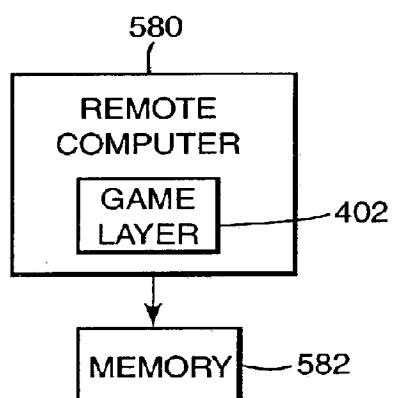


Fig. 9

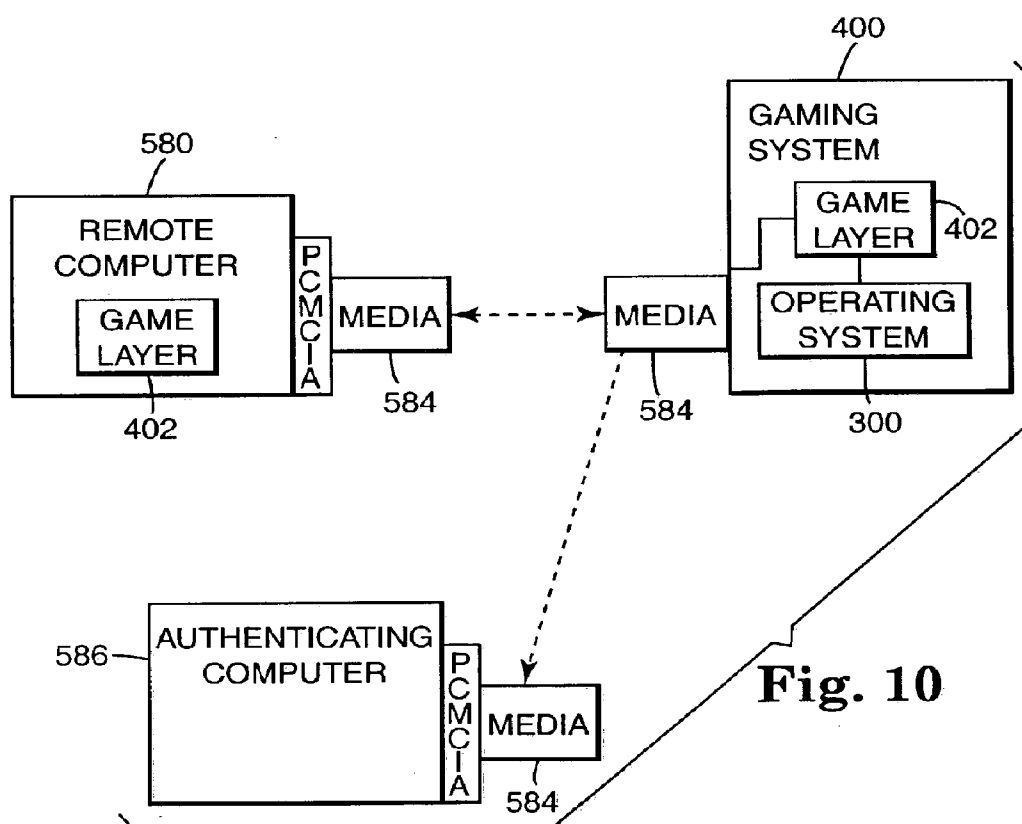


Fig. 10

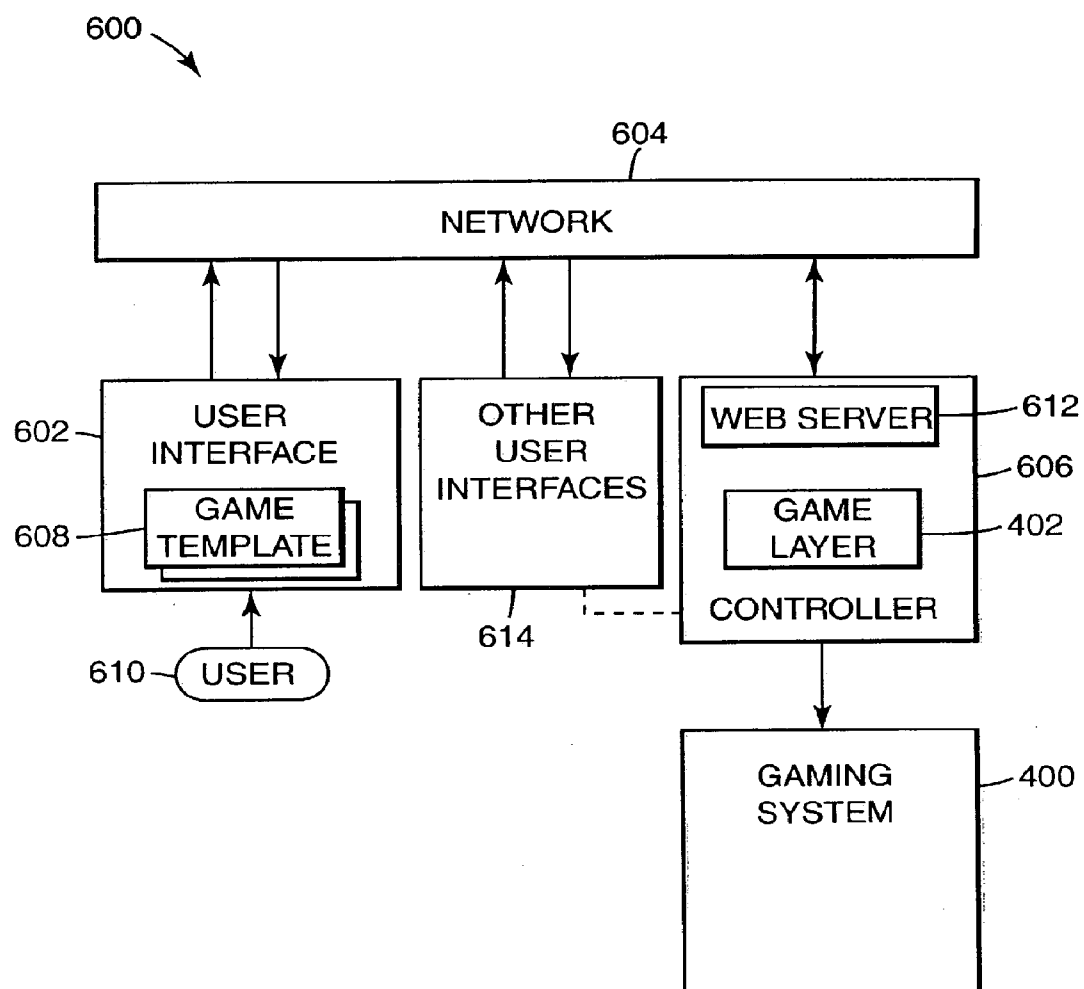


Fig. 11

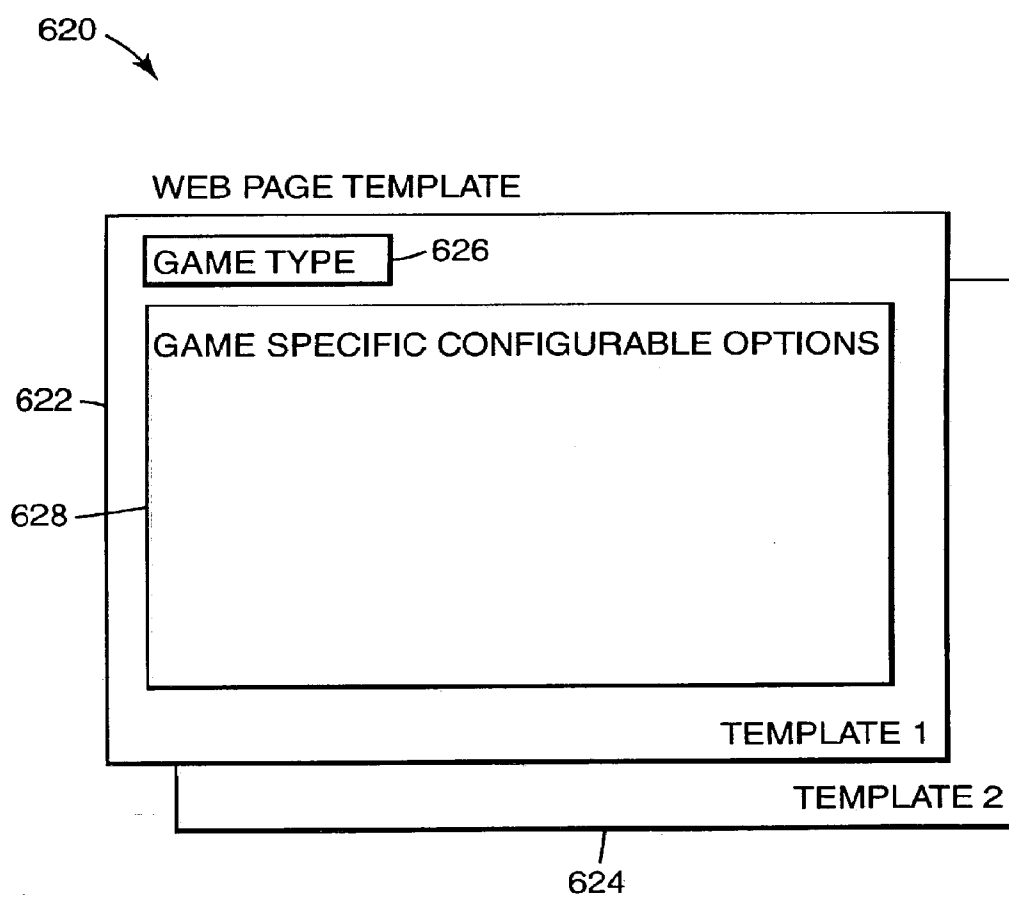


Fig. 12

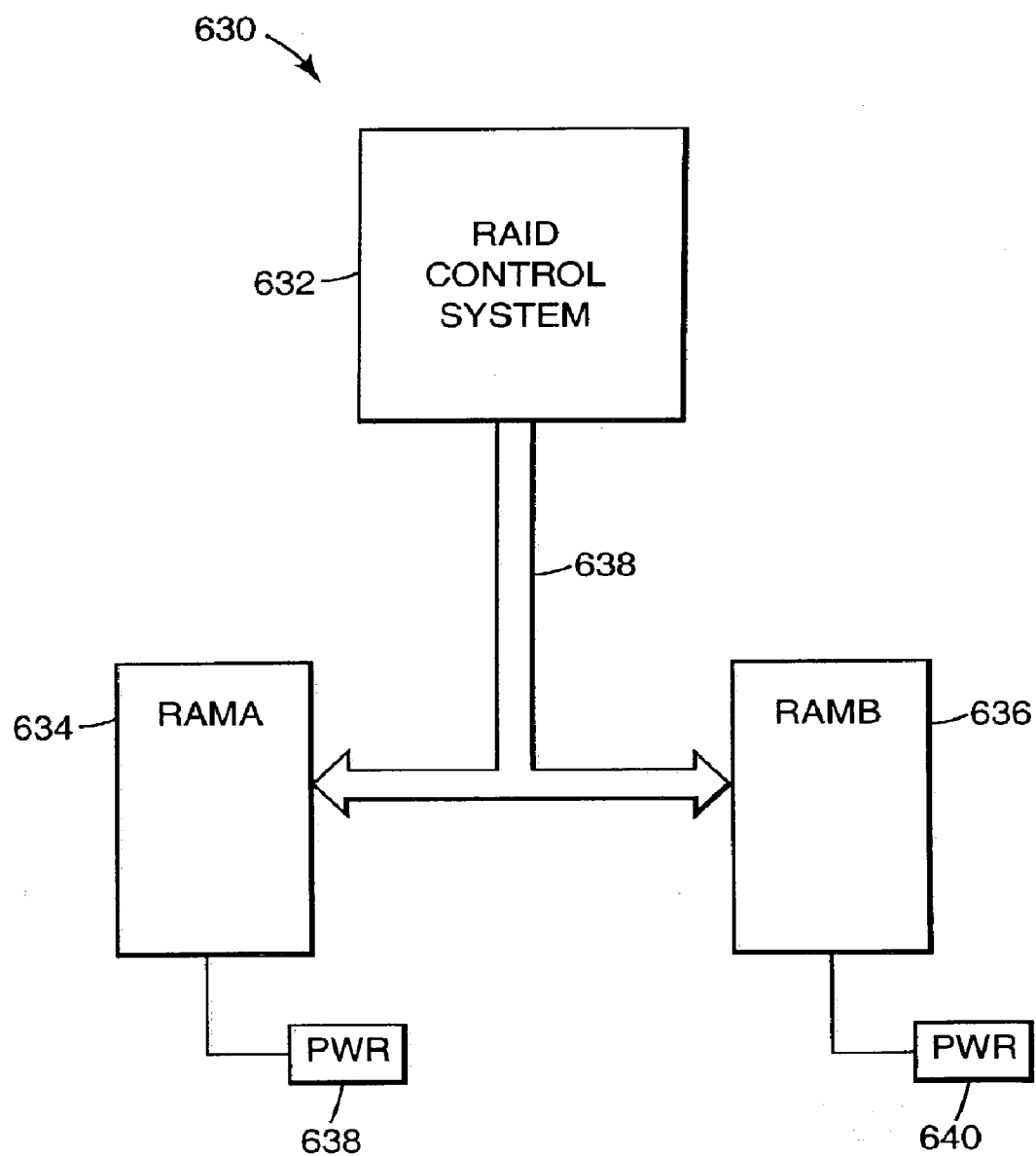


Fig. 13

COMPUTERIZED GAMING SYSTEM, METHOD AND APPARATUS

FIELD OF THE INVENTION

[0001] The invention relates generally to computerized gaming systems, and more specifically to a game code and operating system method and apparatus for use within computerized gaming systems.

NOTICE OF CO-PENDING APPLICATIONS

[0002] This application is related to co-pending application Ser. No. 09/405,921 filed Sep. 24, 1999, and to co-pending application Ser. No. 09/520,405, filed Mar. 8, 2000, which are hereby incorporated by reference.

BACKGROUND OF THE INVENTION

[0003] Games of chance have been enjoyed by people for thousands of years and have enjoyed increased and widespread popularity in recent times. As with most forms of entertainment, players enjoy playing a wide variety of games and new games. Playing new games adds to the excitement of “gaming.” As is well known in the art and as used herein, the term “gaming” and “gaming devices” are used to indicate that some form of wagering is involved, and that players must make wagers of value, whether actual currency or some equivalent of value, e.g., token or credit.

[0004] One popular game of chance is the slot machine. Conventionally, a slot machine is configured for a player to wager something of value, e.g., currency, house token, established credit or other representation of currency or credit. After the wager has been made, the player activates the slot machine to cause a random event to occur. The player wagers that particular random events will occur that will return value to the player. A standard device causes a plurality of reels to spin and ultimately stop, displaying a random combination of some form of indicia, for example, numbers or symbols. If this display contains one of a pre-selected plurality of winning combinations, the machine releases money into a payout chute or increments a credit meter by the amount won by the player. For example, if a player initially wagered two coins of a specific denomination and that player achieved a payout, that player may receive the same number or multiples of the wager amount in coins of the same denomination as wagered.

[0005] There are many different formats for generating the random display of events that can occur to determine payouts in wagering devices. The standard or original format was the use of three reels with symbols distributed over the face of the wheel. When the three reels were spun, they would eventually each stop in turn, displaying a combination of three symbols (e.g., with three wheels and the use of a single payout line as a row in the middle of the area where the symbols are displayed). By appropriately distributing and varying the symbols on each of the reels, the random occurrence of predetermined winning combinations can be provided in mathematically predetermined probabilities. By clearly providing for specific probabilities for each of the pre-selected winning outcomes, precise odds that would control the amount of the payout for any particular combination and the percentage return on wagers for the house could be readily controlled.

[0006] Other formats of gaming apparatus that have developed in a progression from the pure slot machine with three reels have dramatically increased with the development of

video gaming apparatus. Rather than have only mechanical elements such as wheels or reels that turn and stop to randomly display symbols, video gaming apparatus and the rapidly increasing sophistication in hardware and software have enabled an explosion of new and exciting gaming apparatus. The earlier video apparatus merely imitated or simulated the mechanical slot games in the belief that players would want to play only the same games. Early video games therefore were simulated slot machines. The use of video gaming apparatus to play new games such as draw poker and Keno broke the ground for the realization that there were many untapped formats for gaming apparatus. Now casinos may have hundreds of different types of gaming apparatus with an equal number of significant differences in play. The apparatus may vary from traditional three reel slot machines with a single payout line, video simulations of three reel video slot machines, to five reel, five column simulated slot machines with a choice of twenty or more distinct paylines, including randomly placed lines, scatter pays, or single image payouts. In addition to the variation in formats for the play of games, bonus plays, bonus awards, and progressive jackpots have been introduced with great success. The bonuses may be associated with the play of games that are quite distinct from the play of the original game, such as the video display of a horse race with “bets” on the individual horses randomly assigned to players that qualify for a bonus, the spinning of a random wheel with fixed amounts of a bonus payout on the wheel (or simulation thereof), or attempting to select a random card that is of higher value than a card exposed on behalf of a virtual “dealer.”

[0007] Examples of such gaming apparatus with a distinct bonus feature includes U.S. Pat. Nos. 5,823,874; 5,848,932; 5,836,041; U.K. Patent Nos. 2 201 821 A; 2 202 984 A; and 2 072 395A; and German Patent DE 40 14 477 A1. Each of these patents differ in fairly subtle ways as to the manner in which the bonus round is played. British patent 2 201 821 A and DE 37 00 861 A1 describe a gaming apparatus in which after a winning outcome is first achieved in a reel-type gaming segment, a second segment is engaged to determine the amount of money or extra games awarded. The second segment gaming play involves a spinning wheel with awards listed thereon (e.g., the number of coins or number of extra plays) and a spinning arrow that will point to segments of the wheel with the values of the awards thereon. A player will press a stop button and the arrow will point to one of the values. The specification indicates both that there is a level of skill possibly involved in the stopping of the wheel and the arrow(s), and also that an associated computer operates the random selection of the rotatable numbers and determines the results in the additional winning game, which indicates some level of random selection in the second gaming segment.

[0008] U.S. Pat. Nos. 5,823,874 and 5,848,932 describe a gaming device comprising: a first, standard gaming unit for displaying a randomly selected combination of indicia, said displayed indicia selected from the group consisting of reels, indicia of reels, indicia of playing cards, and combinations thereof; means for generating at least one signal corresponding to at least one select display of indicia by said first, standard gaming unit; means for providing at least one discernible indicia of a mechanical bonus indicator, said discernible indicia indicating at least one of a plurality of possible bonuses, wherein said providing means is operatively connected to said first, standard gaming unit and becomes actuable in response to said signal. In effect, the second gaming

event simulates a mechanical bonus indicator such as a roulette wheel or wheel with a pointing element.

[0009] A video terminal is another form of gaming device. Video terminals operate in the same manner as a conventional slot and video machine, except that a redemption ticket rather than an immediate payout is dispensed.

[0010] The vast array of electronic video gaming apparatus that is commercially available is not standardized within the industry or necessarily even within the commercial line of apparatus available from a single manufacturer. One of the reasons for this lack of uniformity or standardization is the fact that the operating systems that have been used to date in the industry are primitive. As a result, the programmer must often create code for each and every function performed by each individual apparatus.

[0011] Attempts have been made to create a universal gaming engine for a gaming machine and is described in Carlson U.S. Pat. No. 5,707,286. This patent describes a universal gaming engine that segregates the random number generator and transform algorithms so that this code need not be rewritten or retested with each new game application. All code that is used to generate a particular game is contained in a rule EPROM in the rules library **108**. Although the step of segregating random number generator code and transform algorithms has reduced the development time of new games, further improvements are needed.

[0012] One significant economic disadvantageous feature with commercial video wagering gaming units that maintains an artificially high price for the systems in the market is the use of unique hardware interfaces in the various manufactured video gaming systems. The different hardware, the different access codes, the different pin couplings, the different harnesses for coupling of pins, the different functions provided from the various pins, and the other various and different configurations within the systems has prevented any standard from developing within the technical field. This is advantageous to the equipment manufacturer, because the games for each system are provided exclusively by a single manufacturer, and the entire systems can be readily obsoleted, so that the market will have to purchase a complete unit rather than merely replacement software, and aftermarket game designers cannot easily provide a single game that can be played on different hardware.

[0013] The invention of computerized gaming systems that include a common or "universal" video wagering game controller that can be installed in a broad range of video gaming apparatus without substantial modification to the game controller has made possible the standardization of many components and of corresponding gaming software within gaming systems. Such systems desirably will have functions and features that are specifically tailored to the unique demands of supporting a variety of games and gaming apparatus types, and doing so in a manner that is efficient, secure, and cost-effective to operate.

[0014] What is desired is an architecture and method providing a gaming-specific platform that features reduced game development time and efficient game operation, provides security for the electronic gaming system, and does so in a manner that is cost-effective for game software developers, gaming apparatus manufacturers, and gaming apparatus users. An additional advantage is that the use of the platform

will speed the review and approval process for games with the various gaming agencies, bringing the games to market sooner.

SUMMARY OF THE INVENTION

[0015] The present invention in various embodiments provides a computerized wagering game method and apparatus that features an operating system kernel that may include selected device handlers that are disabled or removed. The present invention features a system handler application that is part of the operating system. The system handles loads and executes gaming program objects and features nonvolatile storage that facilitates sharing of information between gaming program objects. The system handler of some embodiments further provides an API library of functions callable from the gaming program shared objects, and facilitates the use of callback functions on change of data stored in nonvolatile storage. A nonvolatile record of the state of the computerized wagering game is stored on the nonvolatile storage, providing protection against loss of the game state due to power loss. The system handler application in various embodiments includes a plurality of handlers, providing an interface to selected hardware and the ability to monitor hardware-related events.

BRIEF DESCRIPTION OF THE FIGURES

[0016] FIG. 1 shows a computerized wagering game apparatus as may be used to practice an embodiment of the present invention.

[0017] FIG. 2 shows a more detailed structure of program code executed on a computerized wagering game apparatus, consistent with an embodiment of the present invention.

[0018] FIG. 3 is a diagram illustrating another exemplary embodiment of a universal gaming system according to the present invention having a universal or open operating system.

[0019] FIG. 4 is a diagram illustrating one exemplary embodiment of a method of converting a gaming system to a gaming system having an open operating system according to the present invention.

[0020] FIG. 5 is a diagram illustrating one exemplary embodiment of a set of devices used for interfacing with a device driver or handler in an open operating system in a gaming system according to the present invention.

[0021] FIG. 6 is a diagram illustrating one exemplary embodiment of a resource manager used in a gaming system according to the present invention.

[0022] FIG. 7 is a diagram of a table illustrating one exemplary embodiment of a resource file used in a gaming system according to the present invention.

[0023] FIG. 8 is a diagram illustrating one exemplary embodiment of converting a cash, coin or token-based gaming system to a cashless gaming system using the universal gaming system according to the present invention.

[0024] FIG. 9 is a diagram illustrating one exemplary embodiment of configuring a game usable in a gaming system according to the present invention.

[0025] FIG. 10 is a diagram illustrating another exemplary embodiment of configuring and/or storing a game on a removable media useable in a gaming system according to the present invention.

[0026] FIG. 11 is a diagram illustrating another exemplary embodiment of a gaming system according to the present

invention wherein the game layer is programmable or configurable via a web page at a location remote from the gaming system.

[0027] FIG. 12 is a diagram illustrating one exemplary embodiment of a web page template used in the gaming system shown in FIG. 11.

[0028] FIG. 13 is a diagram illustrating one exemplary embodiment of nonvolatile memory used in a gaming system according to the present invention, wherein the nonvolatile memory is configured as a RAID system.

DETAILED DESCRIPTION

[0029] In the following detailed description of sample embodiments of the invention, reference is made to the accompanying drawings which form a part hereof, and in which is shown by way of illustration specific sample embodiments in which the invention may be practiced. These embodiments are described in sufficient detail to enable those skilled in the art to practice the invention, and it is to be understood that other embodiments may be utilized and that logical, mechanical, electrical, and other changes may be made without departing from the spirit or scope of the present invention. The following detailed description is, therefore, not to be taken in a limiting sense, and the scope of the invention is defined only by the appended claims.

Definitions

[0030] For purposes of this disclosure, the following terms have specialized meaning, and are defined below:

[0031] "Memory" for purposes of this disclosure is defined as any type of media capable of read/write capability. Examples of memory are RAM, tape and floppy disc.

[0032] "Shared Objects" for purposes of this disclosure are defined as self-contained, functional units of game code that define a particular feature set or sequence of operation for a game. The personality and behavior of a gaming machine of the present invention are defined by the particular set of shared objects called and executed by the operating system. Within a single game, numerous shared objects may be dynamically loaded and executed. This definition is in contrast with the conventional meaning of a shared object, which typically provides an API to multiple programs.

[0033] "Architecture" for purposes of this disclosure is defined as software, hardware or both.

[0034] "Dynamic Linking" for purposes of this disclosure is defined as linking at run time.

[0035] "API" for purposes of this disclosure is an Application Programming Interface. The API includes a library of functions.

[0036] "System Handler" for purposes of this disclosure is defined as a collection of code written to control non-game specific device handlers. Examples of device handlers include 110, sound, video, touch screen, nonvolatile RAM and network devices.

[0037] "Gaming Data Variables" for purposes of this disclosure includes at a minimum any or all data needed to reconstruct the game state in the event of a power loss.

[0038] "Game.State File" for purposes of this disclosure is a template for creating a look-up list of information stored in NV RAM.

[0039] The present invention provides a computerized gaming system method and apparatus that have novel gaming-specific features that improve security, make develop-

ment of game code more efficient, and do so using an apparatus and software methods that are cost-effective and efficient. The present invention also reduces the amount of effort required to evaluate and review new game designs by gaming regulators, because the amount of code to be reviewed for each game is reduced by as much as 80% over known, machine-specific architecture. The invention provides, in various embodiments, features such as a nonvolatile memory for storing gaming application variables and game state information, provides a shared object architecture that allows individual game objects to be loaded and to call common functions provided by a system handler application, and in one embodiment provides a custom operating system kernel that has selected device handlers disabled.

[0040] FIG. 1 shows an exemplary gaming system 100, illustrating a variety of components typically found in gaming systems and how they may be used in accordance with the present invention. User interface devices in this gaming system include push buttons 101, joystick 102, and pull arm 103. Credit for wagering may be established via coin or token slot 104, a device 105 such as a bill receiver or card reader, or any other credit input device. A card reader 105 may also provide the ability to record credit information on a user's card when the user has completed gaming, or credit may be returned via a coin tray 106 or other credit return device. Information is provided to the user by devices such as video screen 107, which may be a cathode ray tube (CRT), liquid crystal display (LCD) panel, plasma display, light-emitting diode (LED) display, mechanical reels or wheels or other display device that produces a visual image under control of the computerized game controller. Also, buttons 101 may be lighted to indicate what buttons may be used to provide valid input to the game system at any point in the game. Still other lights or other visual indicators may be provided to indicate game information or for other purposes such as to attract the attention of prospective game users. Sound is provided via speakers 108, and also may be used to indicate game status, to attract prospective game users, to provide player instructions or for other purposes, under the control of the computerized game controller.

[0041] The gaming system 100 further comprises a computerized game controller 111 and I/O interface 112, connected via a wiring harness 113. The universal game controller 111 need not have its software or hardware designed to conform to the interface requirements of various gaming system user interface assemblies, but can be designed once and can control various gaming systems via the use of machine-specific I/O interfaces 112 designed to properly interface an input and/or output of the universal computerized game controller to the harness assemblies found within the various gaming systems.

[0042] In some embodiments, the universal game controller 111 is a standard IBM Personal Computer-compatible (PC compatible) computer. Still other embodiments of a universal game controller comprise general purpose computer systems such as embedded controller boards or modular computer systems. Examples of such embodiments include a PC compatible computer with a PC/104 bus that is an example of a modular computer system that features a compact size and low power consumption while retaining PC software and hardware compatibility. The universal game controller 111 provides all functions necessary to implement a wide variety of games by loading various program code on the universal controller, thereby providing a common platform for game

development and delivery to customers for use in a variety of gaming systems. Other universal computerized game controllers consistent with the present invention may include any general-purpose computers that are capable of supporting a variety of gaming system software, such as universal controllers optimized for cost effectiveness in gaming applications or that contain other special-purpose elements yet retain the ability to load and execute a variety of gaming software. Examples of special purpose elements include elements that are heat resistant and are designed to operate under less than optimal environments that might contain substances such as dust, smoke, heat and moisture. Special purpose elements are also more reliable when used 24 hours per day, as is the case with most gaming applications.

[0043] The computerized game controller of some embodiments is a computer running an operating system with a gaming application-specific kernel. In further embodiments, a game engine layer of code executes within a non-application specific kernel, providing common game functionality. The gaming program shared object in such embodiments is therefore only a fraction of the total code, and relies on the game engine layer and operating system kernel to provide a library of gaming functions. A preferred operating system kernel is the public domain Linux 2.2 kernel available on the Internet. Still other embodiments will have various levels of application code, ranging from embodiments containing several layers of game-specific code to a single-layer of game software running without an operating system or kernel but providing its own computer system management capability.

[0044] FIG. 2 illustrates the structure of one exemplary embodiment of the invention, as may be practiced on a computerized gaming system such as that of FIG. 1. The invention includes an operating system 300, including an operating system kernel 201 and a system handler application 202. An operating system kernel 201 is first executed, after which a system handler application 202 is loaded and executed. The system handler application in some embodiments may load a gaming program shared object 203, and may initialize the game based on gaming data variables stored in nonvolatile storage 204. In some embodiments, the gaming data variables are further loaded into a Game.State data file or other data storage device 205, which reflects the data stored in nonvolatile storage 204. The nonvolatile RAM (NV-RAM) according to the invention has read/write capability. The gaming program object in some embodiments calls separate API functions 206, such as sound functions that enable the gaming apparatus to produce sound effects and music.

[0045] The OS kernel 201 in some embodiments may be a Linux kernel, but in alternate embodiments may be any other operating system providing a similar function. The Linux 2.2 operating system kernel in some further embodiments may be modified for adaptation to gaming architecture. Modifications may comprise erasing or removing selected code from the kernel, modifying code within the kernel, adding code to the kernel or performing any other action that renders the device handler code inoperable in normal kernel operation. By modifying the kernel in some embodiments of the invention, the function of the computerized gaming apparatus can be enhanced by incorporating security features, for example. In an embodiment, all modifications to the kernel are modular.

[0046] For example, as described in my co-pending application Ser. No. _____, entitled "Encryption in a Secure Computerized Gaming System" filed on the same date as the

present application, several functions are incorporated into the kernel to verify that the operating system and shared object code have not changed, and that no new code has been incorporated into the operating system code or shared object code.

[0047] In one embodiment, the kernel is modified so that it executes user level code out of ROM. The use of the Linux operating system lends itself to this application because the source code is readily available. Other operating systems such as Windows and DOS are other suitable operating systems.

[0048] Embodiments of the invention include hard real time code 310 beneath the kernel providing real time response such as fast response time to interrupts. The hard real time code 310 is part of the operating system in one embodiment.

[0049] In an embodiment of the invention, all user interface peripherals such as keyboards, joysticks and the like are not connected to the architecture so that the operating system and shared objects retain exclusive control over the gaming machine. In another embodiment, selected device handlers are disabled so that the use of a keyboard, for example, is not possible. It is more desirable to retain this functionality so that user peripherals can be attached to service the machine. It might also be desirable to attach additional user peripherals such as tracking balls, light guns, light pens and the like.

[0050] In another embodiment, the kernel is modified to zero out all unused RAM. This function eliminates code that has been inserted unintentionally, such as through a Trojan horse, for example.

[0051] In one embodiment, the kernel and operating system are modified to hash the system handler and shared object or gaming program object code, and to hash the kernel code itself. These functions in different embodiments are performed continuously, or at a predetermined frequency.

[0052] The system handler application is loaded and executed after loading the operating system, and manages the various gaming program shared objects. In further embodiments, the system handler application provides a user Application Program Interface (API) 206, that includes a library of gaming functions used by one or more of the shared objects 210. For example, the API in one embodiment includes functions that control graphics, such as color, screen commands, font settings, character strings, 3-D effects, etc. The device handlers 210 are preferably handled by an event queue 320. The event queue schedules the event handlers in sequence. The shared object 203 calls the APIs 206 in one embodiment. The system handler application 202 in various embodiments also manages writing of data variables to the "game.state" file 205 stored in the nonvolatile storage 204, and further manages calling any callback functions associated with each data variable changed.

[0053] The system handler 202 application of some embodiments may manage the gaming program shared objects by loading a single object at a time and executing the object. When another object needs to be loaded and executed, the current object may remain loaded or can be unloaded and the new object loaded in its place before the new object is executed. The various shared objects can pass data between objects by storing the data in nonvolatile storage 204, utilizing a game.state data storage device 205. For example, a "game.so" file may be a gaming program object file that is loaded and executed to provide operation of a feature set of a computerized wagering game, as a "bonus.so" gaming program object file is loaded and executed to provide a feature set

of the bonus segment of play. Upon changing from normal game operation to bonus, the bonus.so is loaded and executed upon loading. Because the relevant data used by each gaming program object file in this example is stored in nonvolatile storage **204**, the data may be accessed as needed by whatever gaming program object is currently loaded and executing.

[0054] The system handler application in some embodiments provides an API that comprises a library of gaming functions, enabling both easy and controlled access to various commonly used functions of the gaming system. Providing a payout in the event of a winning round of game play, for example, may be accomplished via a payout function that provides the application designer's only access to the hardware that pays out credit or money. Restrictions on the payout function, such as automatically reducing credits stored in nonvolatile storage each time a payout is made, may be employed in some embodiments of the invention to ensure proper and secure management of credits by the computerized gaming system. The functions of the API may be provided by the developer as part of the system handler application, and may be a part of the software provided in the system handler application package. The API functions may be updated as needed by the provider of the system handler application to provide new gaming functions as desired. In some embodiments, the API may simply provide functions that are commonly needed in gaming, such as computation of odds or random numbers, an interface to peripheral devices, or management of cards, reels, video output or other similar functions.

[0055] The system handler application **202** in various embodiments also comprises a plurality of device handlers **210**, that monitor for various events and provide a software interface to various hardware devices. For example, some embodiments of the invention have handlers for nonvolatile memory **212**, one or more I/O devices **214**, a graphics engine **216**, a sound device **218**, or a touch screen **220**. Also, gaming-specific devices such as a pull arm, credit receiving device or credit payout device may be handled via a device handler **222**. Other peripheral devices may be handled with similar device handlers, and are to be considered within the scope of the invention. In one embodiment, the device handlers are separated into two types. The two types are: soft real time **210A** and regular device handlers **210B**. The two types of device handlers operate differently. The soft real time handler **210A** constantly runs and the other handler **210B** runs in response to events.

[0056] The nonvolatile storage **204** used to store data variables may be a file on a hard disc, may be nonvolatile memory, or may be any other storage device that does not lose the data stored thereon upon loss of power. In one embodiment the nonvolatile storage is battery-backed RAM. The nonvolatile storage in some embodiments may be encrypted to ensure that the data variables stored therein cannot be corrupted. Some embodiments may further include a game.state file **205**, which provides a look-up table for the game data stored in nonvolatile storage **204**. The game.state file is typically parsed prior to execution of the shared object file. The operating system creates a map of NVRAM by parsing the game.state file. The look-up table is stored in RAM. This look-up table is used to access and modify game data that resides in NVRAM **204**. This game data can also be stored on other types of memory.

[0057] In some embodiments, a duplicate copy of the game data stored in NVRAM **204** resides at another location in the

NVRAM memory. In another embodiment, a duplicate copy of the game data is copied to another storage device. In yet another embodiment, two copies of the game data reside on the NVRAM and a third copy resides on a separate storage device. In yet another embodiment, three copies of the game data reside in memory. Extra copies of the game data are required by gaming regulations in some jurisdictions.

[0058] Data written to the game state device must also be written to the nonvolatile storage device, unless the game state data device is also nonvolatile, to ensure that the data stored is not lost in the event of a power loss. For example, a hard disc in one embodiment stores a game.state file that contains an unencrypted and nonvolatile record of the encrypted data variables in nonvolatile storage flash program-mable memory (not shown). Data variables written in the course of game operation are written to the game.state file, which may be encrypted and stored in the nonvolatile storage **204**, upon normal shutdown. Loss of power leaves a valid copy of the most recent data variables in the game.state file, which may be used in place of the data in NVRAM in the event of an abnormal shutdown.

[0059] In an alternate embodiment, a game state device **205** such as a game.state file stored on a hard disc drive provides variable names or tags and corresponding locations in non-volatile storage **204**, in effect, providing a variable map of the nonvolatile storage. In one such embodiment, the nonvolatile storage may then be parsed using the data in the game state file **205**, which permits access to the variable name associated with a particular nonvolatile storage location. Such a method permits access to and handling of data stored in nonvolatile storage using variable names stored in the game state file **205**, allowing use of a generic nonvolatile storage driver where the contents of the nonvolatile storage are game-specific. Other configurations of nonvolatile storage such as a single non-volatile storage are also contemplated, and are to be considered within the scope of the invention.

[0060] Callback functions that are managed in some embodiments by the system handler application **202** are triggered by changing variables stored in NVRAM **204**. For each variable, a corresponding function may be called that performs an action in response to the changed variable. For example, every change to a "credits" variable in some embodiments calls a "display credits" function that updates the credits as displayed to the user on a video screen. The callback function may be a function provided by the current gaming program shared object or can call a different gaming program object.

[0061] The gaming program's shared objects in some embodiments of the invention define the personality and function of the game. Program objects provide different game functions, such as bookkeeping, game operation, game setup and configuration functions, bonus displays and other functions as necessary. The gaming program objects in some embodiments of the invention are loaded and executed one at a time, and share data only through NVRAM **204** or another game data storage device. The previous example of unloading a game.so gaming program object and replacing it with a bonus.so file to perform bonus functions is an example of such use of multiple gaming program shared objects.

[0062] Each gaming program object may require certain game data to be present in NVRAM **204**, and to be usable from within the executing gaming program shared object **203**. The game data may include meter information for bookkeeping, data to recreate game on power loss, game history, cur-

rency history, credit information, and ticket printing history, for example. These files do not include operable code or functions.

[0063] The operating system of the present application is not limited to use in gaming machines. It is the shared object library rather than the operating system itself that defines the personality and character of the game. The operating system of the present invention can be used with other types of shared object libraries for other purposes.

[0064] For example, the operating system of the present invention can be used to control networked on-line systems such as progressive controllers and player tracking systems. The operating system could also be used for kiosk displays or for creating "picture in picture" features in gaming machines. A gaming machine could be configured so that a video slot player could place a bet in the sports book, then watch the sporting event in the "picture in picture" feature while playing his favorite slot game.

[0065] The present invention provides a computerized gaming apparatus and method that provides a gaming-specific platform that features reduced game development time and efficient game operation via the use of a system handler application that can manage independent gaming program objects and gaming-specific API, provides game functionality to the operating system kernel, provides security for the electronic gaming system via the nonvolatile storage and other security features of the system, and does so in an efficient manner that makes development of new software games relatively easy. Production and management of a gaming apparatus is also simplified, due to the system handler application API library of gaming functions and common development platform provided by the invention.

[0066] FIG. 3 is a diagram illustrating one exemplary embodiment of a gaming system 400 according to the present invention including universal operating system 300. As previously described herein, game layer 402 include gaming program shared objects 203 which are specific to the type of game being played on gaming system 400. Exemplary game objects or modules include payable.so 406, help.so 408 and game.so 410. Game layer 402 also includes other game specific independent modules 412. Game engine 404 provides an interface between game layer 402 and universal operating system 300. The game engine 404 provides an additional application programming interface to the game layer application. The game engine automates core event handling for communicating with the game operating system 300, and which are not configurable via the specific game layer game code. The game engine 404 also provides housekeeping and game state machine functions. The game layer objects 203 and/or modules 406 may also directly call user API 206.

[0067] As previously described herein universal operating system 300 is an open operating system which allows for conversion of the gaming system 400 into different types of games, and also allows for future expandability and upgrading of associated hardware in the gaming system 400 due to its open architecture operating system.

[0068] In operating system 300, device handlers 210 provide the interface between the operating system 300 and external gaming system input and output devices, such as a button panel, bill acceptor, coin acceptor, mechanical arm, reels, speaker, tower lights, etc. Each device handler 210 is autonomous to the other. The device handlers or drivers 210 operate as protocol managers which receive information from a gaming system device (typically in the gaming system

device protocol) and converts the information to a common open operating system protocol usable by operating system 300. Similarly, the device drivers or handlers 210 receive information from the open operating system and convert the information to a gaming device specific protocol. The specific device handlers or drivers used are dependent upon what game you are using, and may be loadable or unloadable as independent, separate objects or modules. The exemplary embodiment shown includes total I/O device handler 414, sound device handler 416, serial device handler 418, graphics device handler 420, memory manager device handler 422, NVRAM device handler 424, protocols device handler 426, resource manager device handler 428 and network device handler 430. Other suitable device handlers for adapting the operating system 300 to other gaming systems will become apparent to one skilled in the art after reading the present application.

[0069] FIG. 4 is a diagram illustrating one exemplary embodiment of a method of converting an existing gaming operating system to a gaming system 400 having an open operating system 300 according to the present invention. The gaming system 400 according to the present invention. The gaming system 400 according to the present invention is suitable for converting both video based gaming systems and also electrical/mechanical based operating system, such as a mechanical reel based slot machine. Once the existing game operating system has been changed over to a universal gaming system 400 having a universal operating system 300 according to the present invention, the type of game itself may be changed via changing out the game specific code in the game layer 402.

[0070] At 450, the existing game operating system is removed from the game. The existing game operating system is typically a proprietary operating system consisting of computer hardware and software which is specific to the game being changed out. At 452, a universal gaming system 402 including an open operating system 300 is installed in the game. At 454, functional interfaces are provided between the open operating system and the existing gaming system devices. At 456, a game specific program (i.e., game layer 402) is installed in the universal gaming system. The game specific program is configured to communicate with the open operating system 300.

[0071] In one exemplary embodiment, the gaming system according to the present invention is used in a mechanical reel-based slot machine, either in a new slot machine or in converting an existing slot machine to an open operating system according to the present invention. Exemplary conventional reel-based slot machines include an IGT S-plus slot machine or a Bally slot machine.

[0072] FIG. 5 is a diagram illustrating one exemplary embodiment of I/O devices which must be functionally interfaced within adopting gaming system 402 to a reel-based game. The exemplary embodiment shown includes devices which interface with a digit I/O device driver. In one embodiment, input devices 462 includes a button panel device 466, a mechanical arm device 468, a bill acceptor device 470, and a coin acceptor device 472. Each of the input devices 462 receives information from the specific game devices and provides the information to the gaming system 400 via the I/O device driver.

[0073] Output devices 464 receive information from operating system 300 which provides an output via the I/O device driver to gaming devices 464. In the example shown, output

devices **464** include reels device **474** which receives an output to the stepper motors controlling the reels. Credit displays device **466** which receives an output to the LED driven credit displays. Speaker device **478** which receives a sound output to the game speakers. On-line system protocol devices **480** which is a communication interface between the open operating system **300** and the game on-line system. Tower lights devices **42** which receives an interface between the open operating system **300** and the game tower lights.

[0074] FIG. 6 is a diagram illustrating one exemplary embodiment of a resource manager used in a gaming system according to the present invention. The resource manager **500** is a software module which receive a resource configuration file **502** and stores it in memory **504**. In one aspect, memory **504** is stored in nonvolatile memory, which in one embodiment is flash memory. The resource manager parses the resource configuration file and stores individual resources in memory for fast recall.

[0075] In one embodiment, the resource manager **500** stores the file **506** in the form of a lookup table. In one preferred embodiment, the resource manager reads the configuration files at startup, parses the configuration files and stores them in memory **504**. The resource manager file **506** may then be accessed by the rest of the operating system **300** software applications. The resource manager operates to map digital I/O lines, coin ports, game specific resources, kernel modules to load, etc.

[0076] FIG. 7 is a diagram of a table illustrating one exemplary embodiment of a portion of a resource file **506** according to the present invention. The resource manager **500** operates to map the input/output (I/O) line to the operating system resources. Instead of changing pin locations for different games, the resource manager provides for mapping of I/O lines via software. In one aspect, 64, I/O (X8) lines are mapped to the various operating system resources. In one aspect, the I/O line at PIN1 **510** is mapped to resource R20 **512**; and PIN2 **514** is mapped to resource R3 **516**; PIN3 **518** is mapped to resource R38 **520**; PIN4 **522** is mapped to resource R10 **524**; PINS **526** is mapped to resource R11 **528**; PIN6 **530** is mapped to resource R12 **532**; PIN7 **534** is mapped to resource R13 **536**; and PINN **538** is mapped to resource R51 **540**, etc.

[0077] The gaming system **400** according to the present invention is adaptable for use as a cashless gaming system. As such, it is useable for converting existing coin-based or token-based gaming systems into a cashless gaming system.

[0078] FIG. 8 is a diagram illustrating one exemplary embodiment of converting cash, coin, or token-based gaming system to a cashless gaming system using the universal gaming system **400** according to the present invention. References also made to FIGS. 1-7 previously described herein. A card reader or coupon acceptor **550** and ticket printer **552** are added to the game. The card reader **550** and ticket printer **552** are easily adaptable to interface with the gaming system **400** according to the present invention. In particular, card reader device driver **554** is added to open operating system **300** to enable card reader **550** to communicate with the operating system. Similarly, a ticket printer device driver **556** is added to the operating system **300** in order to allow ticket printer **552** to communicate with the operating system. For example, an existing cash-based reel slot machine can be converted according to the present invention to a cashless gaming system. The card reader **550** can operate to read credit cards, magnetic strip based cards, or accept coupons which includes credits such as promotional gaming credits received from a

casino. The card or coupons may be obtainable from a central or kiosk location. Once play is complete on the gaming system **400**, the ticket printer **556** is operable to print a ticket representative of the amount of credits or money won on the gaming system. The ticket **560** may then be used as a card or coupon in another gaming system, or alternatively, may be turned in at a kiosk or central location for money.

[0079] FIG. 9 is a diagram illustrating another exemplary embodiment of the gaming system **400** according to the present invention. Due to the open operating system **300**, game layer **402** may be configurable remote from the gaming system **400**, such as on a remote computer or laptop computer **580**. Game layer **402** is constructed into game objects or modules **302**. As such, templates for specific types of games are configured to allow a game programmer to specify game specific configurable options from a remote computer **580**. In another aspect, game specific modules are created on the remote computer **580**. The game layer is then assembled and transferred into memory **582**. In one aspect, memory **582** is nonvolatile memory located in the gaming system **400**. In one aspect, the nonvolatile memory is flash memory. In one exemplary embodiment, the flash memory is a "Disk on a Chip", wherein the game layer **402** is downloaded from the remote computer **580** onto the disk on a chip **582**.

[0080] FIG. 10 is a diagram illustrating another exemplary embodiment of programming and/or configuring a game layer at a location remote from the gaming system **400**. In this embodiment, game layer **402** is programmed or configured on remote computer **580**. After completion of configuring and/or programming game layer **402**, the game layer **402** is transferred via remote computer **580** to a removable media **584**. In one preferred embodiment, the removable media is a flash memory card, and more preferably is a CompactFlash card. In one aspect, the flash memory card plugs into remote computer **580** via a PCMCIA slot. Suitable flash memory cards (i.e., a CompactFlash card) are commercially available from memory manufacturers, including SanDisk and Kingston.

[0081] The removable media **584** is removed from remote computer **580** and inserted in gaming system **400**. In one aspect, removable media **584** can be "hot-inserted" directly into the controller board of gaming system **400**. The removable media **584** contains game layer **402** including the game specific code and program files. As such, removable media **584** remains inserted into gaming system **400** during operation of the gaming system. In an alternative embodiment, the game layer **402** can be transferred (e.g., via a memory download) from removable media **584** to memory inside of gaming system **400**.

[0082] In one embodiment, the removable media **584** is maintained in gaming system **400** during operation of the gaming system. As such, the gaming system program files may be verified for authenticity by gaming officials by simply removing the removable media **584** and inserting it in a computer or controller used for verifying/authenticating game code, indicated at **586**.

[0083] FIG. 11 is another exemplary embodiment of a gaming system according to the present invention wherein the game layer is programmable or configurable at a location remote from the gaming system **400**. In this embodiment, game layer **402** is configurable over a network based communication system. In one embodiment, network based system **600** includes a user interface **602**, network or network communication link **604**, and controller **606**. Controller **606** is configured to communicate with user **610** via network **604**.

In particular, centralized controller **606** includes web server **612**. User **610** accesses web server **612** via user interface **602**, and downloads a web page suitable for configuring a game layer. In one aspect, the web page includes game specific game templates **608**, which are utilized for inputting specific user configurations for individual games. Once a game template **608** has been configured, the game template is transferred to controller **606** via network **604**. Controller **606** receives the configuration information associated with game template **608** and assembles game layer or program **402** using the configuration information. Game layer or program **402** can now be downloaded into memory in gaming system **400** for use by gaming system **400** including the game specific configurable options determined by user **610**.

[0084] The system **600** also allow other user interfaces **614** for configuring games which may be assembled by controller **606** for use in other gaming systems. Alternatively, other user interface **614** may be representative of a gaming official checking the game **402** and authorizing use of the game **402** and gaming system **400**. As such, the game **402** may be transferred to the gaming system **400** via controller **606**, or via a communication link with user interface **614**, which may be a direct connection or may be a network. Alternatively, game layer **402** may be transferred from controller **606** or user interface **614** by putting it on a flash memory device (e.g., Disk on a Chip or CompactFlash card) and physically inserted into gaming system **400**.

[0085] Network **604**, as used herein, is defined to include an internet network (e.g., the Internet), intranet network, or other high-speed communication system. In one preferred embodiment, network **44** is the Internet. While the exemplary embodiment and this detailed description refers to the use of web pages on the Internet network, it is understood that the use of other communication networks or next generation communication networks or a combination of communication networks (e.g., and intranet and the Internet) are within the scope of the present invention. The assembly of configuration information received from user interface **602** can be assembled into game layer **402** using hardware via a micro-processor, programmable logic, or state machine, in firmware, and in software within a given device. In one aspect, at least a portion of the software programming is web-based and written in HTML and JAVA programming languages, including links to the web pages for data collection, and each of the main components communicate via network **604** using a communication bus protocol. For example, the present invention may or may not use a TC/IP protocol suite for data transport. Other programming languages and communication bus protocols suitable for use with the system **600** according to the present invention will become apparent to those skilled in the art after reading the present application.

[0086] FIG. 12 is a diagram illustrating one exemplary embodiment of web page game templates used in the system shown in FIG. 11. Template 1 is shown at **622** and Template 2 is shown at **624**. In one embodiment, upon accessing controller **606** via user interface **602**, user **610** selects a game type that the user **610** would like to either program or configure. Based on the game type **626**, a template appears at user interface **602** for that game type which allows the user to specify game configurable options, indicated at **628**. The controller then operates to assemble the game layer or game programs **402** based on the information received via the game template. The configurable options may include any type of

game specific configurable options, such as game colors, game sound, percentage payouts, game options, etc.

[0087] FIG. 13 is a diagram illustrating one exemplary embodiment of nonvolatile RAM used in a gaming system **400** according to the present invention, wherein the nonvolatile RAM is configured as a redundant memory system. In one exemplary embodiment shown, the nonvolatile RAM is configured as a RAID system. In the hard disk drive industry, RAID (short for redundant array of independent disks) systems employ two or more disk drives in combination for improved disk drive fault tolerance and disk drive performance. RAID systems stripe a user's data across multiple hard disks. When accessing data, the RAID system allows all of the hard disks to work at the same time, providing increase in speed and reliability.

[0088] A RAID system configuration as defined by different RAID levels. The different RAID levels range from LEVEL 0 which provides data striping (spreading out of data blocks of each file across multiple hard disks) resulting in improved disk drive speed and performance but no redundancy. RAID LEVEL 1 provides disk mirroring, resulting in 100 percent redundancy of data through mirrored pairs of hard disks (i.e., identical blocks of data written to two hard disks). Other drive RAID levels provide variations of data striping and disk mirroring, and also provide improved error correction for increased performance and fault tolerance.

[0089] In FIG. 13, one exemplary embodiment of RAID data storage system used in a gaming system **400** according to the present invention is generally shown at **630**. The RAID storage system **630** includes a controller or control system **632** and multiple nonvolatile RAM data storage units, indicated as RAMA **634** and RAMB **636**. In one aspect, RAMA **634** and RAMB **636** each include a backup power system PWR **638** and PWR **640**. In one aspect, backup power systems PWR **638** and PWR **640** are battery backup systems. RAMA **634** and RAMB **636** are configured to communicate with control system **632** as a redundant array of storage devices. Preferably, nonvolatile memory RAMA **634** and nonvolatile memory RAMB **636** are configured similar to a RAID level configuration used in the disk drive industry (i.e., as a "mirrored pair"). Nonvolatile memory RAMA **634** and nonvolatile memory RAMB **636** communicate with control system **632** via communication bus **638**, using a communication bus protocol. One exemplary embodiment of a communication bus suitable for use as communication bus **638** is an industry standard ATA or uniform serial bus (USB) communication bus. Control system **632** includes a microprocessor based data processing system or other system capable of performing a sequence of logical operations. In one aspect, control system **632** is configured to operate the RAID system **630** nonvolatile memories RAMA **634** and RAMB **636** as a mirrored pair. As such, read/write to nonvolatile memory RAMA **634** are mirrored to nonvolatile RAMB **636**, providing redundancy of crucial gaming specific data stored in nonvolatile memory RAMA **634** and RAMB **636**. Alternatively, the nonvolatile memory RAMA **634** and nonvolatile memory RAMB **636** may be configured to communicate with control system **632** similar to other RAID storage system levels, such as RAID LEVEL 0, RAID LEVEL 2, RAID LEVEL 3, RAID LEVEL 4, RAID LEVEL 5, RAID LEVEL 6, etc. Further, the RAID system **630** may include more than the two nonvolatile memories RAMA **634** and RAMB **636** shown.

[0090] Although specific embodiments have been illustrated and described herein, it will be appreciated by those of ordinary skill in the art that any arrangement which is calculated to achieve the same purpose may be substituted for the specific embodiments shown. This application is intended to cover any adaptations or variations of the invention. It is intended that this invention be limited only by the claims, and the full scope of equivalents thereof.

1-82. (canceled)

83. A gaming system suitable for use in a casino comprising:

a game controller configured to operate the gaming system; and

a first nonvolatile memory and a second nonvolatile memory for storing critical gaming information, wherein the first nonvolatile memory and the second nonvolatile memory are configured to communicate with the game controller as a gaming RAID system for redundant storage of critical gaming information.

84. The system of claim **83**, wherein the first nonvolatile memory and the second nonvolatile memory are random access memory.

* * * * *