



US00D433264S

United States Patent [19]
Lindeqvist et al.

[11] **Patent Number: Des. 433,264**
[45] **Date of Patent: ** Nov. 7, 2000**

[54] **CD CABINET**

[75] Inventors: **Kent Lindeqvist**, Kungsgatan 50 A,
212 13 Malmö; **Erika Lindeqvist**,
Malmö, both of Sweden

[73] Assignee: **Kent Lindeqvist**, Malmo, Sweden

[**] Term: **14 Years**

[21] Appl. No.: **29/105,703**

[22] Filed: **May 28, 1999**

[30] **Foreign Application Priority Data**

Nov. 30, 1998 [SE] Sweden 98-2357

[51] **LOC (7) Cl.** **06-04**

[52] **U.S. Cl.** **D6/631; D6/630; D6/634;**
D6/470

[58] **Field of Search** D6/407, 626-630,
D6/450, 457, 473-476, 432, 556-567, 436,
570-572, 461, 553, 470-472; 312/9.1-9.64;
D7/703; 211/40, 41.1, 41.2, 41.3, 41.4,
42, 41.12, 44, 41.18, 48, 181.1; 206/307.1,
307, 308.1, 445, 387.15, 454, 387.1, 425

[56] **References Cited**

U.S. PATENT DOCUMENTS

D. 127,208	5/1941	Johnson et al.	D6/470
D. 172,116	5/1954	Weiss et al.	D6/470
D. 276,964	1/1985	Boland, II	D6/470
D. 306,663	3/1990	Larsen	D6/407
D. 308,609	6/1990	Handler et al.	D6/436
D. 316,643	5/1991	Cheetham	D6/461
D. 326,357	5/1992	Chow	D6/631
D. 337,919	8/1993	Molen	D6/407

D. 341,268	11/1993	Osborne	D6/407
D. 360,099	7/1995	Wu	D6/629
D. 361,219	8/1995	Luyms	D6/432
D. 367,190	2/1996	Berry, Jr. et al.	D6/470
D. 405,309	2/1999	Mok	D6/630
D. 409,456	5/1999	Deslandes	D7/703
D. 415,921	11/1999	Harris	D6/630
622,195	4/1899	Allison	.	
1,409,445	3/1922	Hillyer et al.	.	
5,147,122	9/1992	Short	.	
5,222,607	6/1993	Collins	211/41.12
5,226,704	7/1993	Porter	312/9.48
5,769,516	6/1998	Aguilera	.	

FOREIGN PATENT DOCUMENTS

608716C	1/1935	Germany	.
744992A	2/1956	United Kingdom	.
1338873	11/1973	United Kingdom	.
228524A	4/1995	United Kingdom	.
85/02330A1	6/1985	WIPO	.

Primary Examiner—Jeffrey Asch
Attorney, Agent, or Firm—Birch, Stewart, Kolasch & Birch,
LLP

[57] **CLAIM**

The ornamental design for a CD cabinet, as shown and described.

DESCRIPTION

FIG. 1 is a perspective front view of a CD cabinet showing the new design, in a closed position; FIG. 2 is a perspective rear view thereof; FIG. 3 is a perspective front view of the CD cabinet in an open position; and, FIG. 4 is a perspective rear view thereof.

1 Claim, 4 Drawing Sheets

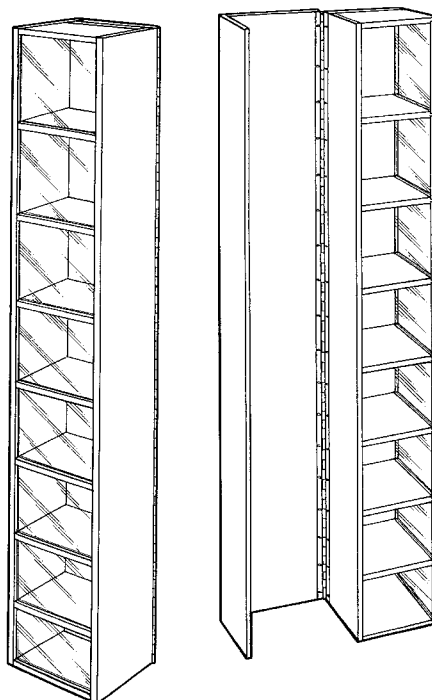


FIG 1

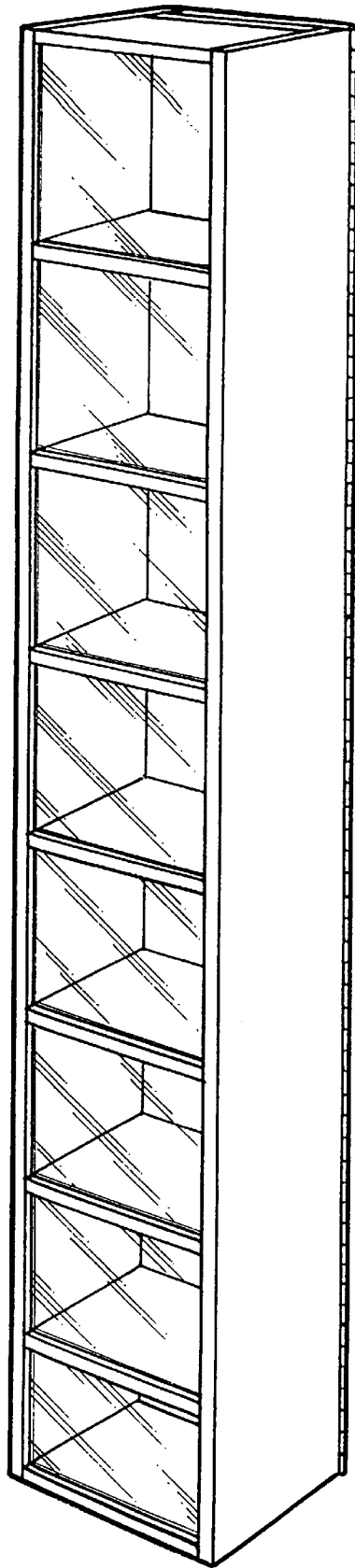


FIG 2

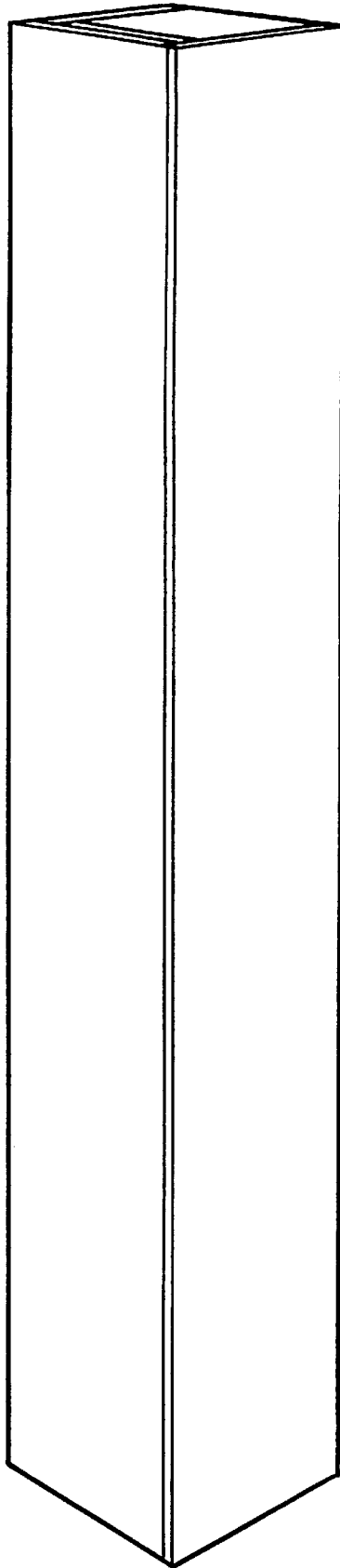


FIG 3




FIG 4

