

**United States Patent** [19]  
**Marks**

[11] **Patent Number: Des. 300,688**  
[45] **Date of Patent: \*\* Apr. 18, 1989**

- [54] **TOP FLAP SPECTACLE CASE**
- [75] **Inventor: Robert J. Marks, Las Vegas, Nev.**
- [73] **Assignee: California Optical Leather, Inc., San Leandro, Calif.**
- [\*\*] **Term: 14 Years**
- [21] **Appl. No.: 791,992**
- [22] **Filed: Oct. 28, 1985**
- [52] **U.S. Cl. .... D3/34**
- [58] **Field of Search ..... D3/34, 30.1, 52, 79; 206/5, 6, 38**

[56] **References Cited**

**U.S. PATENT DOCUMENTS**

- D. 130,593 12/1941 Rajna ..... D3/52 X
- D. 187,321 2/1960 Mayer ..... D3/79 X

*Primary Examiner*—Bernard Ansher  
*Assistant Examiner*—Terry Pfeffer

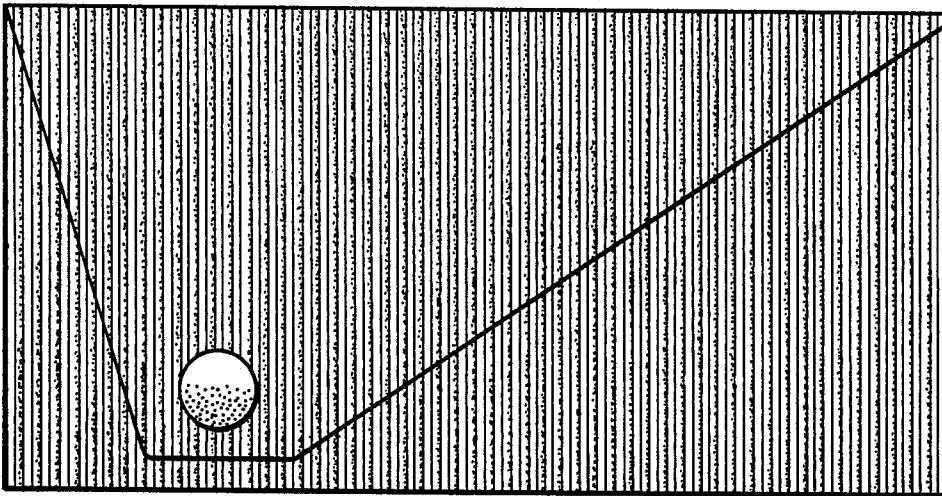
*Attorney, Agent, or Firm*—Harris Zimmerman; Howard Cohen

[57] **CLAIM**

The ornamental design for a top flap spectacle case, as shown and described.

**DESCRIPTION**

FIG. 1 is a front elevational view of a top flap spectacle case showing my new design; FIG. 2 is a front perspective view thereof; FIG. 3 is a front elevational view thereof; FIG. 4 is a rear elevational view thereof; FIG. 5 is a right side elevational view thereof; FIG. 6 is a left side elevational view thereof; FIG. 7 is a top plan view thereof; FIG. 8 is a bottom plan view thereof; and FIG. 9 is a front elevational view thereof in an open position. FIGS. 2-9 are shown without corrugations for ease of illustration.






FIG - 1

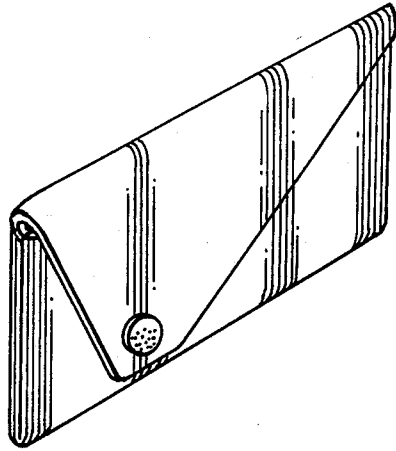


FIG \_ 2



FIG \_ 5



FIG \_ 6

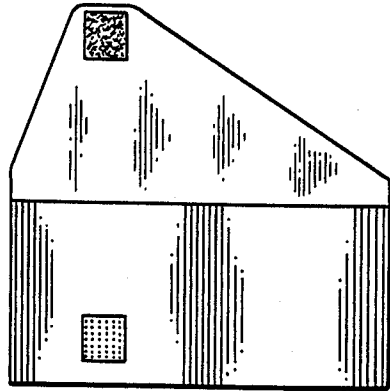


FIG \_ 9

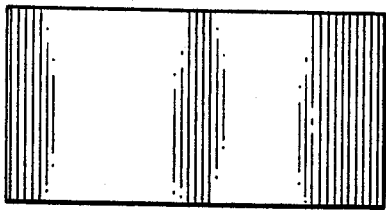


FIG \_ 4

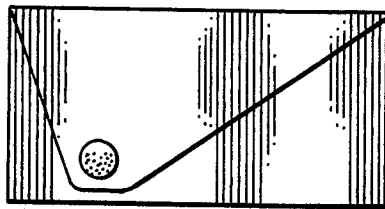


FIG \_ 3



FIG \_ 7




FIG \_ 8